



DOOR HARDWARE

PRICE BOOK #16

PART # 5-500-2021

EFFECTIVE **05/01/2022**

CONTACT INFO

Address

Hager Companies
139 Victor Street
Saint Louis, MO 63104

Phone & Fax

Toll Free: 800 325 9995
Headquarters: 314 772 4400
Main Fax: 800 782 0149

Online

webmaster@hagerco.com
orders@hagerco.com
www.hagerco.com

CONTACT INFORMATION

Corporate Office

139 Victor Street
St. Louis, Missouri 63104

800-325-9995 (Sales and Service)
800-255-3590 (Main Office)
314-772-4400 (Local Main Office)
800-782-0149 (Fax)

orders@hagerco.com
www.hagerco.com

Montgomery Operations

150 Folmar Parkway
Montgomery, AL 36105
Tel: 334-284-4700 (Main Phone)

Dubai Office

PO Box 17967 / FZS1-AB05
Jebel Ali Free Zone, South 1
Dubai – UAE
Tel: +971-4 886-0360
dxb.customerconnect@hagerco.com

China Office

North Region, 3/F, No.5-2 Building, Zhuhai
Park, Zhuhai Macau Cross Border Industrial
Zone, Zhuhai Guangdong Province China



General Information

TERMS AND CONDITIONS

General

Prices indicated will be in effect from the date on the cover and are subject to change without notice. If, under any law now or hereafter passed, the seller is required to pay a tax on sales or an excise tax, the amount of these taxes will be added to the invoice value. We shall not be responsible for any loss or damage resulting from delay in filling orders caused by fire, flood, strikes, differences with workmen, government regulations, accidents, transportation delays, shortages of materials, or other causes beyond our control. Should raw material prices rise substantially, it may become necessary to add a surcharge by material type at the time of shipment. Orders are processed in order of receipt, but lead times will vary in relation to production specifications. Errors or omissions in published prices are subject to correction.

Payments

Accounts are net cash 30 days, or 1% for cash if paid within 15 days following the date of invoice. Accounts unpaid at expiration of 60 days from the date of invoice will be subject to a late payment charge of 1-1/2% per month of the total balance. Also, accounts unpaid after 60 days will be subject to C.O.D. shipments. Accounts unpaid after 90 days will be placed for collection. All collection charges, attorney fees, and court costs will be added to the amount due. An NSF (insufficient fund) check fee in the amount of \$30.00 will be added to the account.

Minimum Order Charges

Orders with a net value of less than \$200.00 will be invoiced a \$50 flat fee.

Minimum Annual Purchase Requirement

A minimum annual amount of \$25,000.00 is required to maintain open account status with Hager Companies.

Packaging

- A charge of \$100.00 net will be made when requested to itemize and special package in accordance with such schedules.
- A charge of \$50.00 net will be made when requested to make changes on itemized jobs after the orders have been processed.
- A charge of \$27.00 net for crating certain products will be added to invoices at time of shipment.

Shipments and Freight Charges

All shipments are F.O.B. Point of Origin. Freight prepaid on shipments having a value of \$5,000.00 net or more, route of our selection. Less than \$5,000.00 net shipped prepay and add. Shipments by Express, Air Freight, or United Parcel Service are F.O.B. Point of Origin, without any freight allowance. Any request for shipments not falling under these guidelines may be subject to a handling charge. Hager will not provide consignee or third party freight billing.

There will be a \$25.00 net charge for furnishing proof of delivery receipt. This charge will be canceled if delivery was not made. Proof of delivery may be obtained by visiting www.hagerco.com and establishing an account with "My Hager." Due to size limitations by certain carriers, some orders may require LTL shipment.

Please note that for next day air shipments, written consent with an authorized signature must be sent via fax or e-mail to Hager Companies before an order will be released for overnight delivery. Next day air requests must be received prior to 1:00 p.m. CDT.

Miscellaneous Charges

All miscellaneous charges such as lift gate, re-delivery, re-consignment, and dock waiting fees may be invoiced separately, after the initial invoice date, if Hager is not made aware of these issues prior to shipping.



Cancellations and Make-to-Order Items

Orders for non-stock goods, accepted by Hager, are non-cancelable except with prior written consent, and then subject to a service charge based on the manufacturing expenses incurred. Under no circumstances will non-stock, make-to-order or discontinued product be accepted for return unless it is due to a Hager error.

A. Rights of Return:

1. **Restrictions:** Unless the Customer has a separate written agreement with Hager Companies, the return of product purchased from Hager is subject to the following restrictions:
 - a. **Authorized Returns Only:** No credit will be issued for returned goods unless such return is authorized by our St. Louis office. All returns are subject to review and approval by Sales Management and will be handled on an account by account basis.
 - b. **Return Goods Authorization Document:** Product will not be accepted unless it is accompanied by a Return Goods Authorization (RGA). No RGA will be issued for less than \$25.00.
 - c. **35% Restocking Fee:** All returns are subject to a minimum 35% handling and restocking fee at Hager Companies sole discretion.
 - d. **Timeline for Product Returns:** The timeline for returns is as follows:
 - i. **North American Shipments** (U.S., Canada, Mexico, Puerto Rico)
 1. Notification to Hager – within 6 months from date of shipment.
 2. Receipt of return by Hager – within 60 days of notification to Hager.
 - ii. **International Shipments**
 1. Notification to Hager - within 6 months from date of shipment.
 2. Receipt of return by Hager - within 120 days from notification.
 - e. **Condition:** Return goods, and packaging, must be in sellable condition or no credit will be issued, and goods will be destroyed.
 - f. **Direct Returns Only:** Return goods authorization must be requested directly by the Hager Companies customer. Third party customers will not be allowed to return product and all unauthorized merchandise will be returned to the sender and the Hager customer will be invoiced for additional shipping charges incurred.
2. **Return Shipping:** Freight terms will be specified on the RGA. The Customer is responsible for shipping charges and risk of loss and damage on all return shipments.
3. **Replacement Order and Credit:** The Customer may return product and Hager Companies will assist in its replacement or grant credit against future purchases in an amount equal to the original purchase price and freight paid for the product less any applicable restocking fees.
4. **Non-Returnable Merchandise:** Returns are also subject to the additional policies below. If the Customer fails to return Product within the applicable return policy period or if the Product does not meet the criteria under this Return Policy, the Product is considered accepted by the Customer and not returnable.

B. Freight Damaged Products: In the event that packages are damaged during transit to customer, please follow the guidelines in the Hager Freight Policy.

1. If damaged products (noted and/or concealed) are accepted from the Carrier, contact Hager Companies Customer service within 5 calendar days after receipt of shipment to arrange for carrier inspection and a pickup of the damaged products.
2. As per the Hager Companies' Freight Policy, all damages must be noted on the carrier delivery record prior to the driver leaving the Customer premises. Please save the Product and all original packaging. Timely notification of the damage is necessary to file a damage claim with the freight carrier and avoid delays in returns and replacements.



General Information

C. Order Quantity Discrepancies: All order discrepancies (shortages or overages) must be reported to the Hager Companies Customer Service Department within 5 calendar days of receipt of shipment.

1. Defective Product: Report defective product to the Hager Companies Customer Service for processing.
2. Non-Returnable Product (not all inclusive): The following Products cannot be returned to Hager Companies:
 - a. Discontinued Items
 - b. Special Order Items
 - c. Open items, and/or items needing re-packaging
 - d. Items in an unsuitable resale condition

D. Process:

All items being returned must have a Hager Companies Return Goods Authorization Number. If the return meets the Hager Companies return guidelines, you may obtain an RGA # by contacting:

Hager Companies Customer Service

Phone: 800-325-9995

E-Mail: customerconnect@hagerco.com

Warranty Returns

A credit in the amount of the original purchase order will be issued after the returned product is inspected and the defect is found to be valid.

Inspection and Delivery

Customer will inspect all product deliveries immediately upon receipt. Hager will assume acceptance of delivered product if not notified within 5 days of receipt of product.

Claims

All claims should be submitted to Hager as follows:

- All claims for pricing adjustments must be submitted within 30 days of invoice date
- All claims for order quantity discrepancies must be submitted within 5 days
- All claims for damaged material prior to acceptance by customer must be submitted within 5 days

Limited Warranty

Subject to the limitations of liability set forth below, Hager Companies (the "Company") warrants to purchasers that the products which the Company sells under the "Hager" trademark or trade name are free from defects in workmanship and materials under normal use and regular service and maintenance from date of delivery.

This is the sole and exclusive warranty given by the company with respect to the products and is in lieu of any and all other warranties, express or implied, arising by operation of law or otherwise. All implied warranties, including but not limited to the warranties of merchantability, non-infringement and fitness for a particular purpose, are hereby excluded.

This warranty does not cover defects or damage arising from improper installation, incorrect application, lack of or improper maintenance, improper storage, shipping and handling, excessive wear and tear, misuse, abuse, accident, unauthorized service, or use with unauthorized products or parts.

DISCOUNTS

Customer Number

Architectural Hinges

Residential Hinges

Roton Continuous Geared Hinges

Stainless Steel Continuous Hinges

Trim & Auxiliary

Thresholds & Weatherstripping

Sliding Door Hardware

Locks

Door Closers

Exit Devices

Electrified Products

Notes



TABLE OF CONTENTS

A
 Architectural Finish Symbols 3-4

B
 Back Plate 12
 Bearings 5

E
 ECCO 66-68
 Emergency Stop Release..... 14

F
 Fasteners..... 9-10

D
 Detention Food Pass Through Hinge..... 31
 Detention Hinge (IHT) 22, 28, 31
 Detention Utility Hinge..... 31

H
 Hinge Additions/Modifications 5-11
 Hinges - Electric 6-7
 Hinge Pins 8, 62
 Hinge Tips..... 11, 61-62

Hinges – Brass or Stainless Steel

BALL BEARING FIVE KNUCKLE
 Anchor 44
 Full Mortise 37-41, 45-46, 61
 Half Mortise 31
 Half Surface 62
 Swing Clear 60-61
 Wide Throw 42-44, 47-48

CONCEALED BEARING THREE KNUCKLE
 Full Mortise 24, 26-27
 Wide Throw 25-28

PLAIN BEARING FIVE KNUCKLE
 Full Mortise..... 37-38

PLAIN BEARING THREE KNUCKLE
 Full Mortise 23

CONCEALED BEARING FIVE KNUCKLE
 Full Mortise..... 7

CONCEALED BEARING TWO KNUCKLE
 Full Mortise..... 30
 Drop Leaf..... 69
 Short Leaf..... 69-70
 Unequal Leaf 70

Hinges – Steel

BALL BEARING FIVE KNUCKLE
 Full Mortise 33-34, 52, 55-57
 Full Surface 63
 Half Surface 36
 Swing Clear 51-52
 Wide Throw 35-36, 58-59

CONCEALED BEARING THREE KNUCKLE
 Anchor 64-66
 Full Mortise 17-18, 20
 Swing Clear 63-64
 Wide Throw 19-21

PLAIN BEARING FIVE KNUCKLE
 Full Mortise 32, 52-54
 Full Surface 62
 Half Mortise 31
 Half Surface 36
 Swing Clear 51
 Welding 62

PLAIN BEARING THREE KNUCKLE
 Full Mortise 15-16

CONCEALED BEARING TWO KNUCKLE
 Full Mortise 29-30

PLAIN BEARING TWO KNUCKLE
 Full Mortise 29
 Drop Leaf..... 69
 Short Leaf..... 69
 Unequal Leaf 70

Hinges – Spring

Double Acting 60
 Full Mortise 48-49
 Full Mortise - Stainless Steel..... 32
 Half Surface 49
 Reverse Action..... 50
 Spring Hinge Sets..... 50

M

Molly Jack Nut 12
 Mortar Box..... 12



Commercial Hinges

P

Pivots.....	13-15
Pivots Rack & Pinion	14
Pivot Reinforcing	12

R

Reinforcement Plate	12
---------------------------	----

S

Set Screws (Set).....	12
Sleeve Bolt.....	12
Strike - Combination Rescue	13
Strike - Double Lip.....	12

T

Tip Kits.....	61-62
---------------	-------

Cancellation Notification

Cancellation for made-to-order items must be communicated within 48 hours of order placement.

ARCHITECTURAL FINISH SYMBOLS

These additions apply to the BASE HINGE LIST PRICE as listed in the book. Not all products are available in all finishes. Contact Hager Companies Sales and Service (1-800-325-9995) for more specific information.

BHMA Symbol Base Material

*if not listed in pricing sections

US & HAGER	DESCRIPTION	PRICING INSTRUCTIONS	STEEL	BRASS & BRONZE	STAINLESS STEEL
2C	Plain Zinc Plate	20% above US10A or US10B price	603	N/A	N/A
H2H x BP	Mechanical Galvanized; Steel Only	25% above US10A price	N/A	N/A	N/A
3	Bright Brass	Use price of US10B	632	605	N/A
3A	Bright Brass - Unlacquered	Use price of US3	N/A	N/A	N/A
4	Satin Brass	Use price of US10	633	606	N/A
5	Satin Brass, Oxidized	Use price of 10A/10B	638	609	N/A
9	Bright Bronze	20% above US10A or US10B price	637	611	N/A
10	Satin Bronze	As listed	639	612	N/A
10A (US11)	Antique Bronze, Lacquered	As listed (steel only)	641/643	N/A	N/A
10B	Antique Bronze, Oiled	Use price of US10A	640	613	N/A
10D	Black Nickel, Oiled	Use price of US10B	640	613	N/A
14	Bright Nickel	20% above US10A or US10B	645	618	N/A
15	Satin Nickel	Use price of US10A or US10B	646	619	N/A
15A	Satin Nickel, Nickel Oxidized & Highlighted	20% above US10A or US10B	647	620	N/A
17A	Black Nickel, Dull	20% above US10A or US10B	648	621	N/A
26	Bright Chromium Plated	Use price of US10A or US10B	651	625	N/A
26D	Satin Chromium Plated	As listed	652	626	N/A
32	Stainless Steel Metal, Bright	Use price of US32D	N/A	N/A	629
32D	Stainless Steel Metal, Satin (304)	As listed	N/A	N/A	630
32D (316)	Stainless Steel Metal, Satin (316)	POA	N/A	N/A	630
32D (CLR)	Stainless Steel Metal, Satin (Clear Coat)	30% above US32D	N/A	N/A	630
83P	Semi Bright Black	20% above US10			
P	Prime Coat	Use price of US10	600	600	N/A
PS	Plain Steel	Use price of USP	N/A	N/A	N/A
L1	Flat Black	Use price of US10	693	693	N/A
L2 (90P)	Dark Bronze	Use price of US10	695	695	N/A
L3	Medium Bronze	Use price of US10	694	694	N/A
LS	Luma Sheen®	Use price of US10	689	689	N/A



Commercial Hinges

Whenever possible, Hager Companies employs the latest technologies in metal finishing to provide the best long-term performance for our customers. Some finishes may not comply completely with BHMA (Builders Hardware Manufacturing Association) Standard A156.18 specifications with regard to plating process. However, they match BHMA color standards and exceed all BHMA performance criteria with regard to such tests as salt spray corrosion resistance, ultraviolet light deterioration resistance, solvent resistance, perspiration resistance, and finish hardness. For the convenience of our customers, we refer to the most appropriate finish symbols to indicate similarity of appearance using BHMA standard nomenclature including the "US" and numerical designation. Dissimilar metals are plated to match or be compatible to the finishes indicated. Finish numbers indicated on each product are the most equivalent to the old "US" symbol numbers and carry the BHMA finish symbol in parenthesis adjacent to the finish: Example — US3 (605) - Bright Brass or US26D (626) - Satin Chrome.

Hager's finishes are durable, high quality finishes obtained by careful processing of steel, brass, and stainless steel materials. It is important to consider usage and climatic conditions when selecting finishes. This is especially true in areas subjected to strong corrosive chemical conditions, humid climate or salt air which may have a damaging effect on metal finishes in a very short period of time. The longevity and preservation of the finish appearance are determined by base metal and finish process.

Care and maintenance of clear protective coatings or other organic finishing applications may require different methods of cleaning and care. As an example, all hardware finishes should not be cleaned with solvents or abrasives; surfaces should periodically be cleaned with a mild, non-abrasive soap and dried lightly with a soft, clean cloth. The type of base material and finishing techniques must be considered when applying any cleaning or preservative method. Contact Hager's Sales and Service Department for further information on the care of hardware finishes.

Note: Hager only warrants US10B finish over brass or bronze base material. If steel base material is necessary, Hager recommends US10A lacquer finish.



HINGE ADDITIONS/MODIFICATIONS

These additions apply to the BASE HINGE LIST PRICE as listed in the book. They do not apply to the price of any hinges listed with additions in this book. If the hinge to be priced has additions, START WITH THE PRICE OF THE BASE HINGE, THEN ADD "FOR ADDITIONS WHERE NOT LISTED."

Antimicrobial powder coat protection - Symbol is 'MV5' (use as suffix). List price is \$29.82

Bearings

Ball bearings (symbol 'BB') and anti-friction bearings (symbol 'AB') regularly furnished. Oilite bearings (symbol 'OB') and CB (concealed bearing) available at same price as ball bearings.

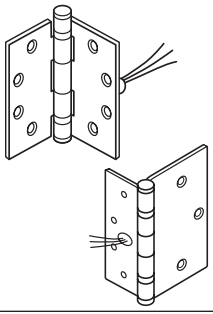
*To maximize hinge life and assist in achieving ADA compliance, Hager recommends the use of anti-friction or ball bearing hinges with door closer products.

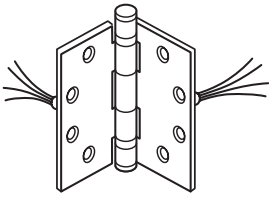


Commercial Hinges

Concealed Electric Hinge Modification

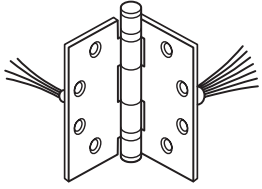
Swing clear, wide throw, raised barrel – add \$164.80; Available on Heavy weight only.

	CONCEALED ELECTRIC MONITOR		
	Description	Steel/Brass List	Stainless Steel List
	Miniature snap action switch is incorporated into the frame leaf. Available in 4" through 8". Full mortise ball bearing hinges. Concealed electric monitor, per hinge.	\$462.54	\$604.07
NRP not necessary as hinges are cross pinned and are not field removable. To order, use symbol 'EMN' as suffix.			

	CONCEALED ELECTRIC THROUGH-WIRE		
	Description	Steel/Brass List	Stainless Steel List
	Four, eight, 12 continuous electric conductors (28 gauge wire). Available in 4" through 8". Full mortise ball bearing, standard weight and heavy weight in steel and brass material. NRP not necessary as hinges are cross pinned and are not field removable. To order, use symbol 'ETW' as suffix		
	<u>Extra charges (each)</u>		
	ETW-4 (4 wire)	\$412.27	\$515.30
	ETW-8 (8 wire)	\$457.13	\$571.44
	ETW-12 (12 wire)	\$639.88	\$799.88
	ETW-2 (18 GA)**	\$544.17	\$678.68
	ETW-6-1828 (2-18 GA, 4-28 GA)*/**	\$603.36	\$754.25
	ETW-8-1828 (2-18 GA, 6-28 GA)*/**	\$667.40	\$832.82
	ETW-2 (22 GA)**	\$519.96	\$644.75
	ETW-6-2228 (2-22 GA, 4-28 GA)*/**	\$573.49	\$716.54
	ETW-8-2228 (2-22 GA, 6-28 GA)*/**	\$634.03	\$886.18

* Not available on three knuckle hinges. ** Not available on swing clear.



CONCEALED ELECTRIC THROUGH-WIRE & MONITOR			
	Description	Steel/Brass List	Stainless Steel List
		This combines the 4, 8, or 10 continuous electrical conductors and the miniature snap action switch to provide continuous circuit and monitor capabilities. Available in 4" through 8". Full mortise ball bearing or anti-friction bearing, standard weight and heavy weight in steel and brass material. NRP not necessary as hinges are cross pinned and are not field removable. To order, use symbol 'ETM' as suffix.	
	<u>Extra charges (each)</u>		
	ETM-4 (4 wire)	\$874.75	\$1,093.44
	ETM-8 (8 wire)	\$915.91	\$1,144.93
	ETM-10 (10 wire)	\$1,003.72	\$1,254.58

The hospital tip feature is available on concealed electric hinges.

STANDARD WIRE LEAD - 8" per side: 18 or 28 gauge wire
Additional wire leads - must be bought in 4, 8, and 12 feet lengths. Price includes both sides.

Description	List
4-wire hinge; per foot	\$9.81
6-wire hinge; per foot	\$9.81
8-, 12-wire hinge; per foot	\$9.81

Quick Connect

Extra charge \$57.03 per hinge (available on ETW 4, 8, and 12 wire. Available with 22 gauge wire. **Not available with 18 gauge wire.**)

QUICK CONNECT HARNESS CABLES - connectors installed on one end, pigtails on the other for easy install in the field

Part Number	Description	List Price
1-479-0007	3" Wire Harness Assembly	\$73.41
1-479-0008	6" Wire Harness Assembly	\$76.53
1-479-0012	12" Wire Harness Assembly	\$94.56
1-479-0026	26" Wire Harness Assembly	\$112.53
1-479-0032	32" Wire Harness Assembly	\$113.93
1-479-0038	38" Wire Harness Assembly	\$117.18
1-479-0044	44" Wire Harness Assembly	\$121.58
1-479-0400	50" Wire Harness Assembly	\$123.81
1-479-1500	15' 12-Wire Harness Assembly	\$220.53

Five Knuckle Concealed Bearing Hinges (CB)

Available on standard weight, heavy weight full mortise 3-1/2", 4", 4-1/2", and 5". Price same as Ball Bearing (BB).



Commercial Hinges

Prices and Part Numbers for Hinge Pins (Boxes of 10 Each)

Contract Grade Pins Size 4-1/2"

STANDARD WEIGHT		
STEEL - FINISH	PART NUMBER	LIST (10/BOX)
US3	1-890-7550	\$83.35 per box
US4	1-890-7619	\$83.35 per box
US10	1-890-7695	\$83.35 per box
US10A/US10B	1-890-7733	\$83.35 per box
US26	1-890-7625	\$83.35 per box
US26D	1-890-7657	\$83.35 per box
USP	1-890-7771	\$83.35 per box
L1	1-890-7772	\$83.35 per box

HEAVY WEIGHT		
STEEL - FINISH	PART NUMBER	LIST (10/BOX)
US3	1-890-8269	\$101.89 per box
US10	1-890-8270	\$101.89 per box
US10A/US10B	1-890-8267	\$101.89 per box
US26D	1-890-8305	\$101.89 per box
USP	1-890-8268	\$101.89 per box

Non-Removable Pins (Medium Security)

Symbol	Description	List
NRP*	Set screw in barrel	\$6.37 ea.

*This modification is intended as a deterrent only. It is not to be considered suitable for high-security applications or abusive environments.

Non-Templated Hole Pattern

- 3.5" hinges plus 30%
- All other sizes priced on application

Individually Packaged Hinges \$1.49 ea.

Raised Barrel Hinges

- Specify handing and door thickness.
- Not available on 8" x 6" or 8" x 8" hinges.
- Prices apply to both standard and heavyweight hinges.
- Prices listed for 1-3/8" and 1-3/4" doors only.
- For 2" or greater doors add 30% to below adders.

Symbol	Description	List Price Adders
RBB	Raised Barrel for Mortised Jamb Leaf, Beveled Edge Door Leaves Equal	\$58.75 ea.
RBS	Raised Barrel for Mortised Jamb Leaf, Square Edge Door Leaves Equal	\$58.75 ea.
ISM	Raised Barrel for Jamb Surface Mount, Leaves Equal	\$58.75 ea.



Clear Coat

Not available on all finishes.

<u>Symbol</u>	<u>List</u>
CLR	Add 30% to list price of hinge

Round Corners

Round corners (1/4" and 5/8" radius). Specify radius desired; standard radius 1/4".

<u>Symbol</u>	<u>List</u>
RC	\$10.51 ea.

Safety Stud

Security offered to prevent slipping leaves past one another when hinge is closed. Stud attached to one leaf projects into hole in matching leaf.

<u>Symbol</u>	<u>List</u>
SH*	\$25.04 ea.

This feature not necessary on anchor hinges

* This modification is intended as a deterrent only. It is not to be considered suitable for high-security applications or abusive environments.

Reverse Safety Stud - Heavy Weight Only

Reverse safety studs extend into reinforcing plate of door & frame to help prevent screw shearing.

<u>Symbol</u>	<u>List</u>
RSS	\$38.61 ea.

Note: Available on steel, stainless steel detention or institutional tip hinges only. Not available on solid brass hinges.

Special Applications

In the event you do not find the particular hinge which will meet your requirements, we recommend that you contact Hager Companies Sales and Service and provide us with your specification.

Special Screws

All butt hinges are regularly packed with flat Phillips head wood or machine screws or bolts. All other types are special.

Extra for tamper proof torx screws

<u>Description</u>	<u>List</u>
Steel	\$1.98 per screw \$15.80 hinge
Stainless steel	\$2.61 per screw \$20.52 hinge

Boxed Screws

Machine Torx (12-24 x1/2 - for 4", 4.5", 5" hinges)

<u>Description</u>	<u>List</u>
1-804-3212 (26D)	\$196.89 per box-torx (100/box)
1-803-3205 (32D)	\$229.71 per box-torx (100/box)

Wood Torx (1-1/4x12 - for 4", 4.5", 5" hinges)

<u>Description</u>	<u>List</u>
1-810-9920 (26D)	\$196.89 per box-torx (100/box)
1-813-9910 (32D)	\$229.71 per box-torx (100/box)



Commercial Hinges

Standard Screw Packs for Full Mortise Architectural Hinges

PART NUMBER	SIZE	FINISH	SCREWS
700, AB700, 1279, BB1279, CB1279 (with or without NRP and/or RC), EC1100, ECBB1100 (with or without NRP) EC1105, 1250	4-1/2" x 4-1/2" 4-1/2" x 4	US3, US4, US5, US10, US10A (US11), US10B, US15, US15A, US26, US26D, USP	AMS & AWS
Other than listed above	4-1/2"	Other than listed above	AMS & 1/2 WS
All	3-1/2"	All	AWS & 1/2 MS
All	4"	All	AWS & 1/2 MS
All	5"	All	AMS & 1/2 WS
All hinges with decorative tips	All	All	AWS

Note: Hinge additions listed on pages 5-9 will affect standard screw packaging.

Prices and Part Numbers for Bulk Packed Screws Contract grade hinges size 4", 4-1/2", and 5"

WOOD SCREWS 1-1/4" x 12 FPHW - STEEL			MACHINE SCREWS 12-24 x 1/2" FPHM - STEEL		
PART NUMBER	FINISH	LIST (100/BOX)	PART NUMBER	FINISH	LIST (100/BOX)
1-810-5824	US3	\$142.86 per box	1-800-7225	US3	\$71.18 per box
1-810-5952	US4	\$142.86 per box	1-800-7275	US4	\$71.18 per box
1-810-6208	US10	\$142.86 per box	1-800-7375	US10	\$71.18 per box
1-810-6336	US10A/US10B	\$142.86 per box	1-800-7425	US10A (US11)/US10B	\$71.18 per box
1-810-6848	US26	\$142.86 per box	1-800-7575	US26	\$71.18 per box
1-810-5696	US26D	\$142.86 per box	1-800-7175	US26D	\$71.18 per box
1-810-6976	USP	\$142.86 per box	1-800-7625	USP	\$71.18 per box
1-810-7232	L1	\$142.86 per box	1-800-7725	L1	\$71.18 per box

WOOD SCREWS 1-1/4" x 12 FPHW - BRASS			MACHINE SCREWS 12-24 x 1/2" FPHM - BRASS		
PART NUMBER	FINISH	LIST (100/BOX)	PART NUMBER	FINISH	LIST (100/BOX)
1-811-5824	US3	\$283.30 per box	1-801-7225	US3	\$141.84 per box
1-811-5952	US4	\$283.30 per box	1-801-7275	US4	\$141.84 per box
1-811-6208	US10	\$283.30 per box	1-801-7375	US10	\$141.84 per box
1-811-6336	US10A/US10B	\$283.30 per box	1-801-7425	US10A (US11)/US10B	\$141.84 per box
1-811-6848	US26	\$283.30 per box	1-801-7575	US26	\$141.84 per box
1-811-5696	US26D	\$283.30 per box	1-801-7175	US26D	\$141.84 per box
1-811-6976	USP	\$283.30 per box	1-801-7625	USP	\$141.84 per box
1-811-7232	L1	\$283.30 per box	1-801-7725	L1	\$141.84 per box

WOOD SCREWS 1-1/4" x 12 FPHW - STAINLESS STEEL			MACHINE SCREWS 12-24 x 1/2" FPHM - STAINLESS STEEL		
PART NUMBER	FINISH	LIST (100/BOX)	PART NUMBER	FINISH	LIST (100/BOX)
1-813-2500	US32	\$283.30 per box	1-803-2500	US32	\$141.84 per box
1-813-2499	US32D	\$283.30 per box	1-803-2499	US32D	\$141.84 per box

Stainless Steel Balls and Raceways

Furnished if desired on steel or brass ball bearing hinges.

<u>Description</u>	<u>List</u>
Standard weight two ball bearing hinge	\$30.71 ea.
Heavy weight four ball bearing hinge	\$37.09 ea.

Swaging, No Hole, No Hole/Flat Surface

Add 30% to list price of hinge.

Tips - Exposed

<u>Symbol</u>	<u>Description</u>	<u>List</u>
ET	Button tip for three knuckle hinges only (flush tip standard).....	N/C

Tips - Hospital

<u>Symbol</u>	<u>Description</u>	<u>List</u>
HT*	Standard Weight and Heavy Weight Hinges	\$39.57





*Hospital Tip

Tips - Decorator

Regular decorator tips are available on brass or steel hinges, three and five knuckle, for the type and size shown below. To order hinges with regular decorator tips, give the catalog number of the hinge, the size, the finish and the tip style.

Regular Decorator Tips:

- For example: BB1199 – 5” x 5” US3 Ball Tip
 BB1279 – 4-1/2” x 4-1/2” US10A Steeple Tip
 AB700 – 4-1/2” x 4-1/2” US3 Ball Tip

REGULAR DECORATOR TIPS (Supplied with all wood screws unless otherwise specified)			LIST
Acorn Tip		Standard Weight - 3-1/2”, 4”, 4-1/2”, 5”, and 6” Heavy Weight - 4-1/2”, 5”, 6”, and 8”	\$61.68 \$61.68
Ball Tip		Standard Weight - 3”, 3-1/2”, 4”, 4-1/2”, 5”, and 6” Heavy Weight - 4-1/2”, 5”, 6”, and 8”	\$38.61 \$38.61
Steeple Tip		Standard Weight - 3”, 3-1/2”, 4”, 4-1/2”, 5”, and 6” Heavy Weight - 4-1/2”, 5”, 6”, and 8”	\$38.61 \$38.61
Urn Tip		Standard Weight - 3-1/2”, 4”, 4-1/2”, 5”, and 6” Heavy Weight - 4-1/2”, 5”, 6”, and 8”	\$61.68 \$61.68

Note: Certain hinge additions/modifications may not be applicable. Please contact Hager Companies Customer Service before ordering.

Commercial Hinges



Description	Size	Finish	2022 List	Stock No.	Box Qty.	Case Qty.
100 Set Screw Set		PS	472.67	001076		10



252 Full Surface Reinforcing Pivot for 4" (102 mm) wide hinges, non-handed.		US2C	247.17	121579		10
---	--	------	--------	--------	--	----



253 Full Surface Reinforcing Pivot for 4-1/2" (114 mm) wide hinges, non-handed.		US2C	247.17	121571	1	
---	--	------	--------	--------	---	--



263 Thru Bolts for reinforcing 1-3/4" (45 mm) doors. Pack of 100		US2C	337.46	001141	1 pack	
--	--	------	--------	--------	--------	--



265 Molly Jack Nuts (8S JN) for Reinforcing Pivot Pack of 100		US2C	179.88	001143	1 pack of 100	
---	--	------	--------	--------	---------------	--



305 Hinge Reinforcement Plate	4-1/2" (114 mm)	PS	11.28	001153		50
---	-----------------	----	-------	--------	--	----



417 Back Plate for Wood Doors Half Surface Hinges or Full Surface Hinges	4-5/8" (117 mm)	USP	40.65	001195	10	100
		US10	40.65	001187		
		US26D	40.65	001190		
	5" (127 mm)	USP	43.14	001203	10	100
	US10	43.14	-			
	US26D	43.14	001199			



430 Mortar Box		H2H	82.26	001206	1	
--------------------------	--	-----	-------	--------	---	--



451 Double Lipped Strike Center Hung	5-3/4" (146 mm)	US26D	260.04	001208	1	
--	-----------------	-------	--------	--------	---	--



452 Double Lipped Strike Center Hung <i>*Other sizes available</i>	6-3/4" (172 mm)	US26D	260.04	001209	1	
---	-----------------	-------	--------	--------	---	--



453 Double Lipped Strike 1/8" Inset	5-3/4" (146 mm)	US26D	260.04	001210	1	
---	-----------------	-------	--------	--------	---	--



454 Double Lipped Strike 1/8" Inset <i>*Other sizes available</i>	6-3/4" (172 mm)	US26D	260.04	001211	1	
--	-----------------	-------	--------	--------	---	--


	Description	Size	Finish	2022 List	Stock No.	Box Qty.	Case Qty.
	455 Center Hung Combination Rescue Door Stop and Two Way Strike Plates Specify Handing	5-3/4 (146 mm)	LH US26D	743.17	001218	1	
			RH US26D	743.17	001219		
	456 Center Hung Combination Rescue Door Stop and Two Way Strike Plates Specify Handing *Other sizes available	6-3/4" (172 mm)	LH US26D	749.35	001222	1	
			RH US26D	749.35	001223		
	457 1/8" Inset Combination Rescue Door Stop and Two Way Strike Plates Specify Handing	5-3/4" (146 mm)	LH US26D	743.17	001224	1	
			RH US26D	743.17	001225		
	458 1/8" Inset Combination Rescue Door Stop and Two Way Strike Plates Specify Handing *Other sizes available	6-3/4" (172 mm)	LH US26D	780.25	001226	1	
			RH US26D	780.25	001227		
	*Other sizes available	4 3/4" thru 8 3/4" greater than 8 3/4"		add \$105.01 to list of 6 3/4" size add \$164.08 to list of 6 3/4" size			
	495 Forged Bronze - Full Mortise Ball Bearing Adjustable Top Pivot Hinge		US26D	323.76	001236	1	
	496 Forged Bronze - Full Mortise Ball Bearing Adjustable Intermediate Pivot Hinge Specify Handing		LH US26D	436.23	001250	1	
			RH US26D	436.23	001251		
	497 Forged Bronze - Full Mortise Ball Bearing Adjustable Bottom Pivot Hinge Specify Handing		LH US26D	734.25	001265	1	
			RH US26D	734.25	001266		
	500 Brass - Full Mortise Standard Weight Rack and Pinion Pivot		US26D	681.29	001274	1 set	16



Commercial Hinges




Description	Finish	2022 List	Stock No.	Box Qty.	Case Qty.
510 Mortise Application - Hospital Set Wood Floor - Less Release	US26D	459.55	001278	1	10
511 Mortise Application - Hospital Set Masonry Floor - Less Release	US26D	547.99	001281	1	10
512 Surface Application - Hospital Set Masonry Floor - Less Release	US26D	547.99	001283	1	10
550 Brass - Full Mortise Heavy Weight Rack and Pinion Pivot	US26D	817.46	001288	1 set	10
551 Brass - Full Mortise Extra Heavy Weight Rack and Pinion Pivot	US26D	897.56	113311	1 set	10
610 Emergency Stop Release	US26D	353.01	001296	1	10
611 Mortise Application - Hospital Set Masonry Floor	US26D	908.33	001298	1	10
612 Surface Application - Hospital Set Masonry Floor	US26D	908.33	001301	1	10




Description	Size	Finish	2022 List	Stock No.	Box Qty.	Case Qty.
615 Steel - Heavy Weight Pivot Set for Frameless Opening		US26D	194.47	042688	1 set	10
700 Steel - Full Mortise Standard Weight Plain Bearing Three Knuckle	3-1/2" x 3-1/2" (89 mm x 89 mm)	LS USP US3 US4 US10 US10A (US11) US10B US26 US26D	15.68 11.66 23.32 15.68 15.68 23.32 23.32 23.32 19.50	- 000926 001311 001312 001303 001304 069448 001308 001309	2	100
	4" x 4" (102 mm x 102 mm)	LS USP US3 US4 US10 US10A (US11) US10B US26 US26D	18.48 14.34 26.44 18.48 18.48 26.44 26.44 26.44 23.83	- 001326 001323 005175 001317 001318 046652 001320 001321	3	48
	4-1/2" x 4" (114 mm x 102 mm)	LS USP US3 US4 US10 US10A (US11) US10B US26 US26D	17.65 15.10 30.20 17.65 17.65 30.20 30.20 30.20 19.18	085393 001350 001343 001344 001328 001329 001332 001336 001340	3	48



Commercial Hinges




Description	Size	Finish	2022 List	Stock No.	Box Qty.	Case Qty.
700 - Cont. Continued	4-1/2" x 4-1/2" (114 mm x 114 mm)	LS	17.65	-	3	48
		USP	15.10	001390		
		US3	30.20	001372		
		US4	17.65	001376		
		US10	17.65	001352		
		US10A (US11)	30.20	001355		
		US10B	30.20	001360		
		US26	30.20	001364		
		US26D	19.18	001367		
		5" x 4" (127 mm x 102 mm)		LS	60.73	-
USP	49.96			001399		
US3	82.07			-		
US4	60.73			-		
US10	60.73			-		
US10A (US11)	82.07			-		
US10B	82.07			109332		
US26	82.07			-		
US26D	56.26			104223		
5" x 4-1/2" (127 mm x 114 mm)		LS	60.73	-	3	24
		USP	49.96	067157		
		US3	82.07	-		
		US4	60.73	-		
		US10	60.73	038706		
		US10A (US11)	82.07	-		
		US10B	82.07	-		
		US26	82.07	065399		
		US26D	56.26	001403		
5" x 5" (127 mm x 127 mm)		LS	60.73	-	3	24
		USP	49.96	042507		
		US3	82.07	-		
		US4	60.73	-		
		US10	60.73	041251		
		US10A (US11)	82.07	115621		
		US10B	82.07	038084		
		US26	82.07	-		
		US26D	56.26	068632		




Description	Size	Finish	2022 List	Stock No.	Box Qty.	Case Qty.
AB700	3-1/2" x 3-1/2"	LS	46.71	124088	2	100
Steel - Full Mortise	(89 mm x 89 mm)	USP	40.84	045449		
Standard Weight		US3	56.46	044765		
Concealed Anti-Friction Bearing		US4	40.84	016859		
Three Knuckle		US10	46.71	029909		
		US10A (US11)	56.46	012038		
		US10B	56.46	033999		
		US26	56.46	053130		
		US26D	48.49	091472		
	4" x 4"	LS	46.71	-	3	48
	(102 mm x 102 mm)	USP	40.84	001501		
		US3	56.46	001497		
		US4	40.84	001499		
		US10	46.71	098013		
		US10A (US11)	56.46	068298		
		US10B	56.46	034156		
		US26	56.46	022969		
		US26D	48.49	001495		



Commercial Hinges




Description	Size	Finish	2022 List	Stock No.	Box Qty.	Case Qty.
AB700 - Cont. Continued	4-1/2" x 4" (114 mm x 102 mm)	LS	38.93	085392	3	48
		USP	27.46	001559		
		US3	47.03	001543		
		US4	38.93	095580		
		US10	38.93	001502		
		US10A (US11)	47.03	001507		
		US10B	47.03	001515		
		US26	47.03	001526		
		US26D	26.44	001533		
		4-1/2" x 4-1/2" (114 mm x 114 mm)		LS		
USP	27.46			001682		
US3	47.03			001645		
US4	38.93			001654		
US10	38.93			001574		
US10A (US11)	47.03			001585		
US10B	47.03			001597		
US26	47.03			001607		
US26D	26.44			001620		
5" x 4" (127 mm x 102 mm)				LS	76.02	-
		USP	76.02	069644		
		US3	96.22	046335		
		US4	76.02	017201		
		US10	76.02	047777		
		US10A (US11)	96.22	033653		
		US10B	96.22	047266		
		US26	96.22	001706		
		US26D	74.36	001709		
		5" x 4-1/2" (127 mm x 114 mm)		LS	76.02	-
USP	76.02			001748		
US3	96.22			001738		
US4	76.02			091318		
US10	76.02			098518		
US10A (US11)	96.22			097200		
US10B	96.22			028451		
US26	96.22			019133		
US26D	74.36			001727		
5" x 5" (127 mm x 127 mm)				LS	76.02	-
		USP	76.02	001773		
		US3	96.22	020279		
		US4	76.02	017173		
		US10	76.02	001758		
		US10A (US11)	96.22	008276		
		US10B	96.22	048588		
		US26	96.22	016080		
		US26D	74.36	025276		



Description	Size	Finish	2022 List	Stock No.	Box Qty.	Case Qty.		
WTAB700 Wide Throw Hinge Steel - Full Mortise Standard Weight Concealed Anti-Friction Bearing Three Knuckle	4-1/2" x 5" (114 mm x 127 mm)	LS	146.49	-	3	24		
		USP	143.31	065577				
		US3	164.08	069940				
		US10	146.49	043251				
		US10A (US11)	164.08	030958				
		US10B	164.08	007941				
		US26	164.08	069304				
		US26D	153.57	001446				
		<hr/>						
		4-1/2" x 6" (114 mm x 152 mm)	4-1/2" x 6" (114 mm x 152 mm)	LS	146.49	-	3	24
USP	143.31			023667				
US3	164.08			026730				
US10	146.49			065978				
US10A (US11)	164.08			065835				
US10B	164.08			075797				
US26	164.08			062172				
US26D	153.57			001458				
<hr/>								
4-1/2" x 7" (114 mm x 178 mm)	4-1/2" x 7" (114 mm x 178 mm)			LS	158.03	-	3	24
		USP	158.03	032001				
		US3	180.20	-				
		US10	161.02	091490				
		US10A (US11)	180.20	047357				
		US10B	180.20	104122				
		US26	180.20	001467				
		US26D	168.79	039039				
		<hr/>						
		4-1/2" x 8" (114 mm x 203 mm)	4-1/2" x 8" (114 mm x 203 mm)	LS	158.03	-	3	24
USP	158.03			046359				
US3	180.20			011806				
US10	161.02			-				
US10A (US11)	180.20			063050				
US10B	180.20			104121				
US26	180.20			081758				
US26D	168.79			001469				
<hr/>								
5" x 6" (127 mm x 152 mm)	5" x 6" (127 mm x 152 mm)			LS	209.89	-	3	24
		USP	199.83	110219				
		US3	249.78	054746				
		US10	209.89	077240				
		US10A (US11)	249.78	-				
		US10B	249.78	030049				
		US26	249.78	-				
		US26D	229.84	047936				
		<hr/>						
		5" x 7" (127 mm x 178 mm)	5" x 7" (127 mm x 178 mm)	LS	209.89	-	3	24
USP	199.83			134948				
US3	249.78			-				
US10	209.89			-				
US10A (US11)	249.78			044063				
US10B	249.78			045970				
US26	249.78			-				
US26D	229.84			088534				




Commercial Hinges



Description	Size	Finish	2022 List	Stock No.	Box Qty.	Case Qty.	
WTAB700 - Cont. Continued	5" x 8" (127 mm x 203 mm)	LS	209.89	-	3	24	
		USP	199.83	-			
		US3	249.78	-			
		US10	209.89	-			
		US10A (US11)	249.78	085769			
		US10B	249.78	104124			
		US26	249.78	-			
		US26D	229.84	040817			
AB750 Steel - Full Mortise Heavy Weight Concealed Anti-Friction Bearing Three Knuckle	4-1/2" x 4" (114 mm x 102 mm)	LS	85.26	-	3	24	
		USP	85.26	096935			
		US3	101.19	073827			
		US4	85.26	071658			
		US10	85.26	001909			
		US10A (US11)	101.19	001911			
		US10B	101.19	065832			
		US26	101.19	001914			
		US26D	72.96	092641			
		4-1/2" x 4-1/2" (114 mm x 114 mm)	LS	85.26	114475	3	24
			USP	85.26	002006		
			US3	101.19	001982		
			US4	85.26	001987		
			US10	85.26	001936		
			US10A (US11)	101.19	001944		
			US10B	101.19	001956		
US26	101.19		001965				
5" x 4" (127 mm x 102 mm)	LS	109.66	-	3	24		
	USP	109.66	-				
	US3	114.19	-				
	US4	109.66	-				
	US10	109.66	-				
	US10A (US11)	114.19	-				
	US10B	114.19	-				
	US26	114.19	-				
5" x 4-1/2" (127 mm x 114 mm)	LS	109.66	-	3	24		
	USP	109.66	002093				
	US3	114.19	002078				
	US4	109.66	002081				
	US10	109.66	092589				
	US10A (US11)	114.19	002044				
	US10B	114.19	002055				
	US26	114.19	016351				
5" x 5" (127 mm x 127 mm)	LS	109.66	-	3	24		
	USP	109.66	023577				
	US3	114.19	030368				
	US4	109.66	002131				
	US10	109.66	002109				
	US10A (US11)	114.19	002113				
	US10B	114.19	017886				
	US26	114.19	006052				
US26D	93.99	002125					





Description	Size	Finish	2022 List	Stock No.	Box Qty.	Case Qty.
WTAB750	4-1/2" x 5"	LS	211.74	-	3	24
Wide Throw	(114 x 127 mm)	USP	229.58	115754		
Steel - Full Mortise		US3	258.07	-		
Heavy Weight		US10	211.74	065696		
Concealed Anti-Friction Bearing		US10A (US11)	258.07	093406		
Three Knuckle		US10B	258.07	076857		
		US26	258.07	092976		
		US26D	213.08	022959		
<hr/>						
	4-1/2" x 6"	LS	212.76	-	3	24
	(114 mm x 152 mm)	USP	230.60	063855		
		US3	259.40	043920		
		US10	212.76	045850		
		US10A (US11)	259.40	090251		
		US10B	259.40	086471		
		US26	259.40	089046		
		US26D	222.64	097881		
<hr/>						
	4-1/2" x 7"	LS	286.17	-	3	24
	(114 mm x 178 mm)	USP	310.44	-		
		US3	349.31	-		
		US10	286.17	071083		
		US10A (US11)	349.31	100602		
		US10B	349.31	008253		
		US26	349.31	-		
		US26D	299.68	067308		
<hr/>						
	4-1/2" x 8"	LS	293.11	-	3	24
	(114 mm x 203 mm)	USP	317.64	130101		
		US3	357.34	116852		
		US10	293.11	-		
		US10A (US11)	357.34	-		
		US10B	357.34	106119		
		US26	357.34	-		
		US26D	306.75	003472		



Commercial Hinges



Description	Size	Finish	2022 List	Stock No.	Box Qty.	Case Qty.
IHTAB750	4-1/2" x 4-1/2"	LS	151.34	082386	3	24
MADE IN USA	(114 mm x 114 mm)	USP	178.67	081222		
Steel - Full Mortise		US26D	158.47	081223		
Concealed Anti-Friction Bearing	5" x 4-1/2"	LS	165.54	-	3	24
Heavy Weight	(127 x 114 mm)	USP	189.89	005416		
Institutional or Prison;		US26D	173.70	089127		
Welded Hospital Tip						
Three Knuckle						
TORX Screws - add \$12 to list						







Description	Size	Finish	2022 List	Stock No.	Box Qty.	Case Qty.
800 Brass or Stainless Full Mortise Standard Weight Plain Bearing Three Knuckle	3-1/2" x 3-1/2" (89 mm x 89 mm)	US3	113.55	002239	2	100
		US10	88.95	125628		
		US10B	113.55	002236		
		US26	113.55	018814		
		US26D	101.70	017876		
		US32D	107.30	002240		
4" x 4" (102 mm x 102 mm)		US3	109.73	002247	3	48
		US10	85.00	-		
		US10B	109.47	013109		
		US26	109.47	032743		
		US26D	100.93	002246		
		US32D	116.35	002249		
4-1/2" x 4" (114 mm x 102 mm)		US3	98.19	024497	3	48
		US10	83.86	-		
		US10B	98.19	023835		
		US26	98.19	-		
		US26D	88.70	032689		
		US32D	100.36	071727		
4-1/2" x 4-1/2" (114 mm x 114 mm)		US3	98.19	002279	3	48
		US10	83.86	005530		
		US10B	98.19	002268		
		US26	98.19	002271		
		US26D	88.70	002274		
		US32D	100.36	002284		
5" x 4" (127 mm x 102 mm)		US3	154.97	-	3	24
		US10	123.74	-		
		US10B	154.97	061899		
		US26	154.97	-		
		US26D	137.70	092717		
		US32D	156.81	097552		
5" x 4-1/2" (127 x 114 mm)		US3	154.97	019910	3	24
		US10	123.74	-		
		US10B	154.97	067358		
		US26	154.97	-		
		US26D	137.70	107933		
		US32D	156.81	006935		
5" x 5" (127 mm x 127 mm)		US3	154.97	016629	3	24
		US10	123.74	-		
		US10B	154.97	126436		
		US26	154.97	103826		
		US26D	137.70	085018		
		US32D	156.81	019417		



Commercial Hinges




Description	Size	Finish	2022 List	Stock No.	Box Qty.	Case Qty.
AB800 Brass or stainless Full Mortise Standard Weight Concealed Anti-Friction Bearing Three Knuckle	4-1/2" x 4" (114 mm x 102 mm)	US3	112.53	002371	3	48
		US10	93.54	002353		
		US10B	112.53	002354		
		US26	112.53	031110		
		US26D	95.58	002366		
		US32D	97.05	002379		
4-1/2" x 4-1/2" (114 mm x 114 mm)		US3	112.53	002430	3	48
		US10	93.54	002390		
		US10B	112.53	002397		
		US26	112.53	095263		
		US26D	95.58	002416		
		US32D	97.05	002441		
5" x 4" (127 mm x 102 mm)		US3	185.17	138239	3	24
		US10	144.20	014350		
		US10B	185.17	053030		
		US26	185.17	174125		
		US26D	147.58	041703		
		US32D	151.78	002477		
5" x 4-1/2" (127 mm x 114 mm)		US3	185.17	-	3	24
		US10	144.20	178861		
		US10B	185.17	037911		
		US26	185.17	187217		
		US26D	147.58	096274		
		US32D	151.78	002500		
5" x 5" (127 mm x 127 mm)		US3	185.17	032238	3	24
		US10	144.20	129222		
		US10B	185.17	021424		
		US26	185.17	065762		
		US26D	147.58	009938		
		US32D	151.78	095163		



Description	Size	Finish	2022 List	Stock No.	Box Qty.	Case Qty.	
WTAB800 Wide Throw Brass or Stainless Full Mortise Standard Weight Concealed Anti-Friction Bearing Three Knuckle	4-1/2" x 5" (114 mm x 127 mm)	LS	214.74	-	3	24	
		US3	300.12	051926			
		US10	214.74	074633			
		US10B	283.55	002306			
		US26	283.55	-			
		US26D	243.54	081811			
		US32	300.12	-			
		US32D	300.12	022382			
		4-1/2" x 6" (114 mm x 152 mm)	LS	235.25	-	3	24
			US3	306.43	016264		
US10	235.25		-				
US10B	306.43		047131				
US26	306.43		-				
US26D	242.96		015281				
US32	322.55		065657				
US32D	322.55		078170				
4-1/2" x 7" (114 mm x 178 mm)	LS	247.11	-	3	24		
	US3	321.91	121348				
	US10	247.11	-				
	US10B	321.91	021385				
	US26	321.91	-				
	US26D	291.52	121347				
	US32	338.74	-				
	US32D	338.74	017222				
4-1/2" x 8" (114 mm x 203 mm)	LS	250.16	-	3	24		
	US3	322.23	-				
	US10	250.16	-				
	US10B	322.23	-				
	US26	322.23	-				
	US26D	281.20	037781				
	US32	338.42	048269				
	US32D	338.42	113887				
5" x 6" (127 mm x 152 mm)	LS	456.24	-	3	24		
	US3	597.50	-				
	US10	456.24	-				
	US10B	597.50	043722				
	US26	597.50	055820				
	US26D	527.98	122338				
	US32	634.14	-				
	US32D	634.14	045622				
5" x 7" (127 mm x 178 mm)	LS	478.98	-	3	24		
	US3	627.51	-				
	US10	478.98	140083				
	US10B	627.51	-				
	US26	627.51	-				
	US26D	544.17	154976				
	US32	664.92	-				
	US32D	664.92	140540				




Commercial Hinges




Description	Size	Finish	2022 List	Stock No.	Box Qty.	Case Qty.
WTAB800 - Cont. Continued	5" x 8" (127 mm x 203 mm)	LS	528.96	-	3	24
		US3	653.13	-		
		US10	528.94	-		
		US10B	653.13	-		
		US26	653.13	-		
		US26D	570.61	-		
		US32	681.80	-		
		US32D	681.80	088291		
AB850 Brass or Stainless Full Mortise Heavy Weight Concealed Anti-Friction Bearing Three Knuckle	4-1/2" x 4" (114 mm x 102 mm)	US3	173.70	046338	3	24
		US10	160.26	045488		
		US10B	173.70	001714		
		US26	173.70	156069		
		US26D	137.57	002599		
		US32D	140.38	093039		
	4-1/2" x 4-1/2" (114 mm x 114 mm)	US3	173.70	098711	3	24
		US10	160.26	002615		
		US10B	173.70	094812		
		US26	173.70	002631		
		US26D	137.57	002638		
		US32D	140.38	002654		
		5" x 4" (127 mm x 102 mm)	US3	221.68	153153	3
US10	186.64		014351			
US10B	221.68		100720			
US26	221.68		081818			
US26D	186.70		057422			
		US32D	190.01	002683		






Description	Size	Finish	2022 List	Stock No.	Box Qty.	Case Qty.
AB850 - Cont. Continued	5" x 4-1/2" (127 mm x 114 mm)	US3	221.68	091548	3	24
		US10	186.64	008334		
		US10B	221.68	002691		
		US26	221.68	002700		
		US26D	186.70	002704		
		US32D	190.01	002721		
5" x 5" (127 mm x 127 mm)		US3	221.68	-	3	24
		US10	186.64	033916		
		US10B	221.68	095231		
		US26	221.68	112488		
		US26D	186.70	002743		
		US32D	190.01	024905		
6" x 4-1/2" (152 mm x 114 mm)		US3	515.88	072875	3	24
		US10	335.17	025004		
		US10B	515.88	043245		
		US26	515.88	-		
		US26D	363.78	074191		
		US32D	492.05	002758		
6" x 5" (152 mm x 127 mm)		US3	515.88	187952	3	24
		US10	335.17	-		
		US10B	515.88	034166		
		US26	515.88	-		
		US26D	363.78	022892		
		US32D	492.05	001925		
6" x 6" (152 mm x 152 mm)		US26D	363.78	026100	3	24
		US32D	492.05	002771		
WTAB850 Wide Throw Brass or Stainless Full Mortise Heavy Weight Concealed Anti-Friction Bearing Three Knuckle	4-1/2" x 5" (114 mm x 127 mm)	LS	321.53	-	3	24
		US3	407.43	119032		
		US10	321.53	089830		
		US10B	407.43	041693		
		US26	407.43	-		
		US26D	353.26	014202		
		US32D	436.93	073360		
4-1/2" x 6" (114 mm x 152 mm)		LS	332.68	-	3	24
		US3	419.34	119033		
		US10	332.68	163644		
		US10B	419.34	030057		
		US26	419.34	-		
		US26D	376.97	004168		
		US32D	448.72	024258		
4-1/2" x 7" (114 mm x 178 mm)		LS	368.49	-	3	24
		US3	442.85	-		
		US10	368.49	-		
		US10B	442.85	062830		
		US26	442.85	-		
		US26D	425.20	147246		
		US32D	478.28	-		



Commercial Hinges



Description	Size	Finish	2022 List	Stock No.	Box Qty.	Case Qty.
WTAB850 - Cont. Continued	4-1/2" x 8"	LS	407.49	-	3	24
	(114 mm x 203 mm)	US3	478.28	-		
		US10	407.49	-		
		US10B	478.28	113225		
		US26	478.28	-		
		US26D	442.85	025417		
		US32	517.28	-		
		US32D	517.28	035073		




IHTAB850 MADE IN USA Stainless - Full Mortise Heavy Weight Concealed Anti-Friction Bearing Institutional or Prison Welded Hospital Tip Three Knuckle TORX Screws - add \$16.50 to list	4-1/2" x 4-1/2"	US32D	254.94	079272	3	24
	(114 x 114 mm)					
	5" x 4-1/2"	US32D	321.91	095240	3	24
	(127 mm x 114 mm)					



Description	Size	Finish	2022 List	Stock No.	Box Qty.	Case Qty.			
920 Steel Full Mortise Standard Weight Plain Bearing Two Knuckle Specify Handing	4-1/2" x 4" (114 mm x 102 mm)	LH USP	17.08	002850	3	48			
		RH USP	17.08	002851					
		LH US10	21.35	002828					
		RH US10	21.35	002830					
		LH US10A (US11)	41.35	074625					
		RH US10A (US11)	41.35	002833					
		LH US10B	41.35	073260					
		RH US10B	41.35	073258					
		LH US26D	29.63	002836					
		RH US26D	29.63	002837					
		4-1/2" x 4-1/2" (114 mm x 114 mm)	LH USP	17.08			002888	3	48
			RH USP	17.08			002889		
			LH US10	21.35			002852		
			RH US10	21.35			002853		
LH US10A (US11)	41.35		002854						
RH US10A (US11)	41.35		002856						
LHUS10B	41.35		002858						
RH US10B	41.35		002859						
LH US26D	30.20		002867						
RH US26D	30.20		002869						
AB920 Steel Full Mortise Standard Weight Concealed Anti-Friction Bearing Two Knuckle Specify Handing	4-1/2" x 4" (114 mm x 102 mm)	LH USP	42.63	002914	3	48			
		RH USP	42.63	002915					
		LH US10	37.02	002890					
		RH US10	37.02	002892					
		LH US10A (US11)	57.92	002894					
		RH US10A (US11)	57.92	002895					
		LHUS10B	57.92	017887					
		RH US10B	57.92	017888					
		LH US26D	48.43	002900					
		RH US26D	48.43	002901					
		Available with ETW 4-1/2" x 4-1/2" (114 mm x 114 mm)	LH USP	42.63			002958	3	48
			RH USP	42.63			002963		
			LH US10	37.02			002918		
			RH US10	37.02			002919		
LH US10A (US11)	57.92		002921						
RH US10A (US11)	57.92		002924						
LHUS10B	57.92		002926						
RH US10B	57.92		002927						
LH US26D	48.43		002936						
RH US26D	48.43		002937						




Commercial Hinges



Description	Size	Finish	2022 List	Stock No.	Box Qty.	Case Qty.
AB923	4-1/2" x 4"	LH US3	121.00	037373	3	48
Brass or Stainless	(114 mm x 102 mm)	RH US3	121.00	037374		
Full Mortise		LH US4	94.82	017474		
Standard Weight		RH US4	94.82	-		
Concealed Anti-Friction Bearing		LH US10	94.82	053643		
Two Knuckle		RH US10	94.82	053640		
Specify Handing		LH US10B	121.00	064730		
		RH US10B	121.00	064731		
		LH US26	121.00	048404		
Available with ETW		RH US26	121.00	048405		
		LH US26D	107.56	057100		
		RH US26D	107.56	057102		
		LH US32	140.95	039538		
		RH US32	140.95	085667		
		LH US32D	140.95	040225		
		RH US32D	140.95	031930		
	4-1/2" x 4-1/2"	LH US3	121.00	048410	3	48
	(114 mm x 114 mm)	RH US3	121.00	048411		
		LH US4	94.82	063272		
		RH US4	94.82	050767		
		LH US10	94.82	041925		
		RH US10	94.82	041924		
		LH US10B	121.00	027478		
		RH US10B	121.00	027479		
		LH US26	121.00	020180		
		RH US26	121.00	035847		
		LH US26D	107.56	039586		
		RH US26D	107.56	027480		
		LH US32	140.95	030201		
		RH US32	140.95	030202		
		LH US32D	140.95	021425		
		RH US32D	140.95	021427		





Description	Size	Finish	2022 List	Stock No.	Box Qty.	Case Qty.
IHTHB953 Stainless Steel Full Mortise Heavy Weight Concealed Bearing Institutional or Prison Welded Hospital Tip Standard with RSS and Torx Screws	4-1/2" x 4-1/2" (114 mm x 114 mm)	US32D	168.67	051344	3	24



990 Steel Detention Utility Hinge Full Surface Welded Tip	3" x 4" (76 mm x 102 mm)	USP	225.06	079393	2	10
---	-----------------------------	-----	--------	--------	---	----



992 Steel Detention Food Pass Through Hinge Full Surface With Stop Welded Tip Set of 2 hinges with 2 stops	3" x 4" (76 mm x 102 mm)	USP	481.79	079398	1	12
---	-----------------------------	-----	--------	--------	---	----



BB1109 Brass or Stainless Half Mortise Standard Weight Ball Bearing	4-1/2" (114 mm)	US10	191.48	004145	3	48
		US10B	235.83	085217		
		US26D	205.05	004149		
		5" (127 mm)	US32D	272.91	004154	
		US10	246.53	045318	3	24
		US10B	276.93	-		
		US26D	240.86	004165		
		US32D	326.69	004170		




1129 Steel Half Mortise Standard Weight Plain Bearing	4-1/2" (114 mm)	USP	35.75	004186	3	48
		US10	41.23	004175		
		US10A (US11)	61.23	007852		
		US10B	61.23	065372		
		US26D	46.77	004180		



Commercial Hinges



Description	Size	Finish	2022 List	Stock No.	Box Qty.	Case Qty.
BB1129	4-1/2" (114 mm)	USP	92.27	004209	3	48
Steel		US10B	137.38	004193		
Half Mortise		US26D	108.52	004197		
Standard Weight						
Ball Bearing						
	5" (127 mm)	USP	124.32	004254	3	24
		US10B	178.48	-		
		US26D	155.54	004250		



1150	4-1/2" x 4"	US32	197.02	047217	3	48
Stainless Steel	(114 mm x 102 mm)	US32D	169.37	023378		
Full Mortise						
Standard Weight						
Spring Hinge	4-1/2" x 4-1/2"	US32	197.02	028073	3	48
	(114 mm x 114 mm)	US32D	169.37	023379		

Note: Hager does not recommend using spring hinges on doors over 7'0"






Description	Size	Finish	2022 List	Stock No.	Box Qty.	Case Qty.
BB1168 Steel Full Mortise Heavy Weight Ball Bearing	4-1/2" x 4" (114 mm x 102 mm)	LS	74.11	-	3	24
		USP	74.11	004540		
		US3	88.00	004529		
		US10	74.11	004501		
		US10A (US11)	88.00	004505		
		US10B	88.00	004510		
		US15	88.00	084310		
		US26	88.00	004512		
		US26D	63.40	004517		
		4-1/2" x 4-1/2" (114 mm x 114 mm)		LS	74.11	004735
USP	74.11			004744		
US3	88.00			004671		
US10	74.11			004547		
US10A (US11)	88.00			004564		
US10B	88.00			004585		
US15	88.00			004592		
US26	88.00			004601		
US26D	63.40			004616		
5" x 4" (127 mm x 102 mm)				LS	95.33	-
		USP	93.92	004794		
		US3	99.28	010504		
		US10	95.33	071777		
		US10A (US11)	99.28	004779		
		US10B	99.28	059153		
		US15	99.28	035760		
		US26	99.28	047535		
		US26D	81.75	004785		
		5" x 4-1/2" (127 mm x 114 mm)		LS	95.33	128700
USP	93.92			004922		
US3	99.28			004881		
US10	95.33			004802		
US10A (US11)	99.28			004813		
US10B	99.28			004826		
US15	99.28			004830		
US26	99.28			004836		
US26D	81.75			004850		



Commercial Hinges




Description	Size	Finish	2022 List	Stock No.	Box Qty.	Case Qty.
BB1168 - Cont. Continued	5" x 5" (127 mm x 127 mm)	LS	95.33	-	3	24
		USP	93.92	005029		
		US3	99.28	004998		
		US10	95.33	004947		
		US10A (US11)	99.28	004956		
		US10B	99.28	004974		
		US15	99.28	022614		
		US26	99.28	004975		
		US26D	81.75	004981		
		6" x 4-1/2" (152 mm x 114 mm)		LS	263.86	-
USP	255.33			005069		
US3	325.35			005064		
US10	263.86			035454		
US10A (US11)	325.35			057799		
US10B	325.35			068270		
US15	325.35			033562		
US26	325.48			005054		
US26D	245.45			005057		
6" x 5" (152 mm x 127 mm)				USP	255.33	005102
		US10	263.86	007229		
		US10A (US11)	325.35	020131		
		US10B	325.35	078457		
		US15	325.35	030967		
		US26D	245.45	005086		
6" x 6" (152 mm x 152 mm)		USP	255.33	005128	3	12
		US10	263.86	030639		
		US10A (US11)	325.35	011627		
		US10B	325.35	065303		
		US15	325.35	016874		
		US26D	245.45	005113		
8" x 6" (203 mm x 152 mm)		USP	589.60	005145	3	12
		US10	609.42	026481		
		US10A (US11)	751.45	-		
		US10B	751.45	039286		
		US15	751.45	-		
		US26D	638.41	064840		
8" x 8" (203 mm x 203 mm)		USP	589.60	005158	3	12
		US10	609.42	-		
		US10A (US11)	751.45	005148		
		US10B	751.45	017141		
		US15	751.45	-		
		US26D	638.41	005151		



Description	Size	Finish	2022 List	Stock No.	Box Qty.	Case Qty.
WTBB1168 Wide Throw Steel Full Mortise Heavy Weight Ball Bearing	4-1/2" x 5" (114 mm x 127 mm)	LS	172.62	-	3	24
		USP	187.15	097956		
		US3	210.53	004408		
	4-1/2" x 6" (114 mm x 152 mm)	US10	172.62	012221		
		US10A (US11)	210.53	004403		
		US10B	210.53	007916		
		US26	210.53	015160		
		US26D	178.10	092594		
		4-1/2" x 7" (114 mm x 178 mm)	LS	173.45	-	3
	USP		188.10	004427		
	US3		211.61	004422		
	US10		173.45	099482		
	US10A (US11)		211.61	098167		
US10B	211.61		004417			
US26	211.61		004419			
4-1/2" x 8" (114 mm x 203 mm)	US26D	181.54	004420			
	LS	229.01	-	3	24	
	USP	248.44	040653			
	US3	279.35	015930			
	US10	229.01	003123			
	US10A (US11)	279.35	010920			
	US10B	279.35	058190			
5" x 6" (127 mm x 152 mm)	US26	279.35	050632			
	US26D	239.78	004435			
	LS	239.01	-	3	24	
	USP	259.21	004450			
	US3	291.58	078934			
	US10	239.01	045774			
	US10A (US11)	291.58	019132			
5" x 6" (127 mm x 152 mm)	US10B	291.58	062081			
	US26	291.58	066672			
	US26D	250.23	004446			
	LS	233.28	-	3	24	
	USP	252.71	008259			
	US3	282.98	004463			
	US10	233.28	020214			
5" x 6" (127 mm x 152 mm)	US10A (US11)	282.98	031197			
	US10B	282.98	019659			
	US26	282.98	004459			
	US26D	241.82	004461			




Commercial Hinges



Description	Size	Finish	2022 List	Stock No.	Box Qty.	Case Qty.	
WTBB1168 - Cont. Continued	5" x 7" (127 mm x 178 mm)	LS	236.72	-	3	24	
		USP	256.54	066742			
		US3	286.93	067657			
		US10	236.72	023928			
		US10A (US11)	286.93	020805			
		US10B	286.93	073756			
		US26	286.93	143181			
		US26D	245.39	004475			
		5" x 8" (127 mm x 203 mm)	LS	246.85	-	3	24
			USP	267.56	004495		
US3	299.49		008357				
US10	246.85		034739				
US10A (US11)	299.48		015855				
US10B	299.48		026651				
US26	299.48		057245				
US26D	255.84		098271				
1173 Steel Half Surface Standard Weight Plain Bearing	3-1/2" (89 mm)		USP	51.10	005304	3	48
			US10	56.97	005292		
		US10A (US11)	67.93	005293			
		US10B	67.93	024439			
		US26D	59.77	005295			
	4" (102 mm)	USP	78.18	005319	3	48	
		US10	82.26	005306			
		US10A (US11)	97.05	046712			
		US10B	97.05	044390			
		US26D	84.62	005309			
4-1/2" (114 mm)	USP	52.63	005337	3	48		
	US10	56.33	005321				
	US10A (US11)	77.36	005323				
	US10B	77.36	001848				
	US26D	59.45	005326				
BB1173 Steel Half Surface Standard Weight Ball Bearing	4" (102 mm)	USP	99.72	005356	3	48	
		US10	119.60	005349			
		US10A (US11)	150.12	001845			
		US10B	150.12	091863			
		US26D	131.07	005351			
	4-1/2" (114 mm)	USP	80.35	005389	3	48	
		US10	89.85	005358			
		US10A (US11)	125.21	005360			
		US10B	125.21	005364			
		US26D	94.18	005367			
5" (127 mm)	USP	113.55	005410	3	36		
	US10	138.85	005395				
	US10A (US11)	171.53	005397				
	US10B	171.53	015735				
	US26D	127.82	005401				






Description	Size	Finish	2022 List	Stock No.	Box Qty.	Case Qty.
1191 Brass or Stainless Full Mortise Standard Weight Plain Bearing Specify if all wood screws are required.	3" x 3" (76 mm x 76 mm)	US3	229.26	005484	2	100
		US4	179.88	005496		
		US10	179.88	065549		
		US10B	229.26	005475		
		US15	229.26	005478		
		US26	229.26	005479		
		US26D	203.14	005481		
		US32	255.01	005490		
		US32D	252.14	005491		
		3-1/2" x 3-1/2" (89 mm x 89 mm)		US3		
US4	74.11			006952		
US10	74.11			006911		
US10B	94.69			006913		
US15	94.69			006920		
US26	94.69			006923		
US26D	84.75			006929		
US32	94.88			006943		
US32D	89.40			006945		
4" x 3-1/2" (102 mm x 89 mm)		US3	118.39	097274	3	48
		US4	90.42	005502		
		US10	90.42	121560		
		US10B	118.39	069063		
		US15	118.39	035011		
		US26	118.39	011778		
		US26D	103.23	029852		
		US32	116.54	132157		
		US32D	108.07	088102		
4" x 4" (102 mm x 102 mm)		US3	91.12	005535	3	48
		US4	70.86	005562		
		US10	70.86	005503		
		US10B	91.12	005508		
		US15	91.12	052318		
		US26	91.12	005522		
		US26D	84.11	005528		
		US32	96.92	005549		
		US32D	87.17	005552		




Commercial Hinges



Description	Size	Finish	2022 List	Stock No.	Box Qty.	Case Qty.
1191 - Cont. Continued	4-1/2" x 4" (114 mm x 102 mm)	US3	92.59	005597	3	48
		US4	72.90	005620		
		US10	72.90	052272		
		US10B	92.59	005582		
		US15	92.59	005586		
		US26	92.59	005590		
		US26D	77.36	005592		
		US32	93.22	005611		
		US32D	86.66	005614		
4-1/2" x 4-1/2" (114 mm x 114 mm)		US3	92.59	005690	3	48
		US4	72.90	005724		
		US10	72.90	005629		
		US10B	92.59	005640		
		US15	92.59	005652		
		US26	92.59	005664		
		US26D	77.36	005673		
		US32	93.22	005709		
		US32D	86.66	005713		
5" x 4" (127 mm x 102 mm)		US3	129.22	005752	3	24
		US4	103.16	110512		
		US10	103.16	-		
		US10B	129.22	012964		
		US15	129.22	047207		
		US26	129.22	043361		
		US26D	114.76	033877		
		US32	143.69	046989		
		US32D	130.75	005755		
5" x 4-1/2" (127 mm x 114 mm)		US3	129.22	005771	3	24
		US4	103.16	005783		
		US10	103.16	105329		
		US10B	129.22	005763		
		US15	129.22	032825		
		US26	129.22	068935		
		US26D	114.76	005768		
		US32	143.69	125488		
		US32D	130.75	005779		
5" x 5" (127 mm x 127 mm)		US3	129.22	005803	3	24
		US4	103.16	027281		
		US10	103.16	128170		
		US10B	129.22	005791		
		US15	129.22	030280		
		US26	129.22	005799		
		US26D	114.76	005800		
		US32	143.69	009578		
		US32D	130.75	005815		






Description	Size	Finish	2022 List	Stock No.	Box Qty.	Case Qty.				
BB1191 Brass or Stainless Full Mortise Standard Weight Ball Bearing Specify if all wood screws are required.	3-1/2" x 3-1/2" (89 mm x 89 mm)	US3	112.34	007012	2	100				
		US4	104.63	007026						
		US10	104.63	006997						
		US10B	112.34	007000						
		US15	112.34	039663						
		US26	112.34	007006						
		US26D	109.98	007008						
		US32	155.41	007020						
		US32D	137.32	007021						
		<hr/>								
		4" x 3-1/2" (102 mm x 89 mm)		US3			170.07	080659	3	48
				US4			130.43	-		
US10	130.43			-						
US10B	170.07			091160						
US15	170.07			095215						
US26	170.07			-						
US26D	164.02			072201						
US32	205.62			085839						
<hr/>										
4" x 4" (102 mm x 102 mm)		US3	129.73	006246	3	48				
		US4	113.87	006269						
		US10	113.87	006221						
		US10B	129.73	006225						
		US15	129.73	006232						
		US26	129.73	006235						
		US26D	121.77	006240						
		US32	153.57	006261						
<hr/>										
4-1/2" x 4" (114 mm x 102 mm)		US3	110.56	006321	3	48				
		US4	85.07	006343						
		US10	85.07	006286						
		US10B	110.55	006289						
		US15	110.55	006302						
		US26	110.55	006306						
		US26D	86.21	006311						
		US32	103.29	006332						
<hr/>										
		US32D	87.49	006335						



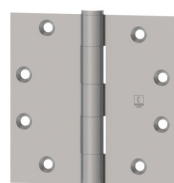
Commercial Hinges




Description	Size	Finish	2022 List	Stock No.	Box Qty.	Case Qty.
BB1191 - Cont. Continued	4-1/2" x 4-1/2" (114 mm x 114 mm)	US3	110.55	006489	3	48
		US4	85.07	006562		
		US10	85.07	006373		
		US10B	110.55	006393		
		US15	110.55	006426		
		US26	110.55	006446		
		US26D	86.21	006462		
		US32	103.29	006528		
		US32D	87.49	006537		
		5" x 4" (127 mm x 102 mm)		US3		
US4	117.75			069057		
US10	117.75			020761		
US10B	151.21			006621		
US15	151.21			043259		
US26	151.21			006623		
US26D	123.04			006627		
US32	148.21			047877		
US32D	125.78			006636		
5" x 4-1/2" (127 mm x 114 mm)		US3	151.21	006681	3	24
		US4	117.75	006707		
		US10	117.75	006644		
		US10B	151.21	006655		
		US15	151.21	006665		
		US26	151.21	065277		
		US26D	123.04	006672		
		US32	148.21	006693		
		US32D	125.78	006696		
5" x 5" (127 mm x 127 mm)		US3	151.21	006761	3	24
		US4	117.75	006791		
		US10	117.75	006727		
		US10B	151.21	006733		
		US15	151.21	068939		
		US26	151.21	006746		
		US26D	123.04	006752		
		US32	148.21	006779		
		US32D	125.78	006784		



Description	Size	Finish	2022 List	Stock No.	Box Qty.	Case Qty.
BB1191 - Cont. 2 Continued	6" x 4-1/2" (152 mm x 114 mm)	US3	473.18	006813	3	24
		US4	371.81	030956		
		US10	371.81	010566		
		US10B	473.18	007519		
		US15	473.18	-		
		US26	473.18	099318		
		US26D	425.52	006811		
		US32	517.22	084160		
6" x 5" (152 mm x 127 mm)		US3	473.18	006830	3	24
		US4	371.81	081058		
		US10	371.81	031360		
		US10B	473.18	069067		
		US15	473.18	117950		
		US26	473.18	-		
		US26D	425.52	019124		
		US32	517.22	-		
6" x 6" (152 mm x 152 mm)		US3	473.18	006843	3	24
		US4	371.81	046772		
		US10	371.81	012558		
		US10B	473.18	006838		
		US15	473.18	070946		
		US26	473.18	147729		
		US26D	425.52	006842		
		US32	517.22	106911		
US32D	517.22	006850				




CB1191 Stainless Full Mortise Standard Weight Concealed Anti-Fiction Bearing	4" x 4" (102 mm x 102 mm)	All finishes	Price same as BB	-	3	24
	4-1/2" x 4" (114 mm x 102 mm)	All finishes	Price same as BB	-		
	4-1/2" x 4-1/2" (114 mm x 114 mm)	All finishes	Price same as BB	-		
	5" x 4" (127 mm x 102 mm)	All finishes	Price same as BB	-		
	5" x 4-1/2" (127 mm x 114 mm)	All finishes	Price same as BB	-		
	5" x 5" (127 mm x 127 mm)	All finishes	Price same as BB	-		




CB1199 Stainless Full Mortise Heavy Weight Concealed Anti-Fiction Bearing	4" x 4" (102 mm x 102 mm)	All finishes	Price same as BB	-	3	24
	4-1/2" x 4" (114 mm x 102 mm)	All finishes	Price same as BB	-		
	4-1/2" x 4-1/2" (114 mm x 114 mm)	All finishes	Price same as BB	-		
	5" x 4" (127 mm x 102 mm)	All finishes	Price same as BB	-		
	5" x 4-1/2" (127 mm x 114 mm)	All finishes	Price same as BB	-		
	5" x 5" (127 mm x 127 mm)	All finishes	Price same as BB	-		



Commercial Hinges




Description	Size	Finish	2022 List	Stock No.	Box Qty.	Case Qty.			
WTBB1191 Wide Throw Brass or Stainless Full Mortise Standard Weight Ball Bearing	3-1/2" x 5" (89 mm x 127 mm)	US3	202.31	067005	3	24			
		US4	157.26	026605					
		US10	157.26	121849					
		US10B	202.31	075305					
		US26	202.31	129251					
		US26D	177.52	118052					
		US32	243.16	000080					
		US32D	243.16	032663					
		3-1/2" x 6" (89 mm x 152 mm)	US3	203.14			040163	3	24
			US4	162.93			-		
US10	162.93		-						
US10B	203.14		113815						
US26	203.14		-						
US26D	183.07		130243						
US32	252.33		138152						
US32D	252.33		076662						
4" x 5" (102 mm x 127 mm)	US3		253.99	010124	3	24			
	US4	199.95	037602						
	US10	199.95	086104						
	US10B	253.99	070966						
	US26	253.99	041818						
	US26D	223.47	038964						
	US32	272.85	-						
	US32D	272.85	075139						
4" x 6" (102 mm x 152 mm)	US3	263.99	006119	3	24				
	US4	208.75	012392						
	US10	208.75	146501						
	US10B	263.99	006117						
	US26	263.99	096937						
	US26D	231.81	009831						
	US32	282.53	114550						
	US32D	282.53	006121						



Description	Size	Finish	2022 List	Stock No.	Box Qty.	Case Qty.
WTBB1191 - Cont. Continued	4" x 7" (102 mm x 178 mm)	US3	275.53	092349	3	24
		US4	219.64	089839		
		US10	219.64	-		
		US10B	275.53	039719		
		US26	275.53	069207		
		US26D	241.44	088865		
		US32	294.20	099920		
		US32D	294.20	048155		
4-1/2" x 5" (114 mm x 127 mm)		US3	226.84	094007	3	24
		US4	171.73	101381		
		US10	171.73	046401		
		US10B	226.84	025650		
		US26	226.84	001393		
		US26D	194.79	092728		
		US32	239.84	121467		
		US32D	239.84	006144		
4-1/2" x 6" (114 mm x 152 mm)		US3	249.91	095253	3	24
		US4	191.86	036949		
		US10	191.86	024066		
		US10B	249.91	006152		
		US26	249.91	020291		
		US26D	226.52	065373		
		US32	263.04	052335		
		US32D	263.04	092901		
4-1/2" x 7" (114 mm x 178 mm)		US3	243.16	080909	3	24
		US4	196.70	041505		
		US10	196.70	-		
		US10B	243.16	024545		
		US26	246.16	049886		
		US26D	227.93	069011		
		US32	270.30	076444		
		US32D	270.30	099811		
4-1/2" x 8" (114 mm x 203 mm)		US3	262.97	072567	3	24
		US4	203.90	116184		
		US10	203.90	048605		
		US10B	262.97	034770		
		US26	262.97	060370		
		US26D	229.30	008143		
		US32	276.23	-		
		US32D	276.23	098630		
5" x 6" (127 mm x 152 mm)		US3	487.20	006199	3	24
		US4	372.19	067616		
		US10	372.19	028304		
		US10B	487.20	046882		
		US26	487.20	-		
		US26D	430.87	033730		
		US32	517.47	046097		
		US32D	517.47	040909		




Commercial Hinges



Description	Size	Finish	2022 List	Stock No.	Box Qty.	Case Qty.
WTBB1191 - Cont. 2 Continued	5" x 7" (127 mm x 178 mm)	US3	512.05	067159	3	24
		US4	390.92	-		
		US10	390.92	-		
		US10B	512.05	035145		
		US26	512.05	-		
		US26D	444.00	065278		
		US32	542.51	-		
		US32D	542.51	036859		
	5" x 8" (127 mm x 203 mm)	US3	533.15	074194	3	24
		US4	431.64	-		
		US10	431.64	038873		
		US10B	533.15	020027		
		US26	533.15	-		
		US26D	465.60	025454		
		US32	556.21	-		
		US32D	556.21	072530		
BB1195 Brass or Stainless Full Mortise Heavy Weight Ball Bearing Anchor Hinge Specify Handing	5" x 4-1/2" (127 mm x 114 mm)	LH US10	484.78	037675	1	10
		RH US10	484.78	037676		
		LH US10B	579.53	079470		
		RH US10B	579.53	079471		
		LH US26D	544.30	065411		
		RH US26D	544.30	065412		
		LH US32D	625.28	062056		
		RH US32D	625.28	062057		
BB1196 Brass or Stainless Full Mortise Heavy Weight Ball Bearing Anchor Hinge for Beveled Edge Doors Specify Handing	5" x 4-1/2" (127 mm x 114 mm)	LH US10	484.78	085583	1	10
		RH US10	484.78	085582		
		LH US10B	579.53	065640		
		RH US10B	579.53	065641		
		LH US26D	544.30	073416		
		RH US26D	544.30	073415		
		LH US32D	625.28	063230		
		RH US32D	625.28	063231		
BB1197 Brass or Stainless Full Mortise Heavy Weight Ball Bearing Anchor Hinge Beveled Edge Doors Specify Handing	5" x 4-1/2" (127 mm x 114 mm)	LH US10	484.78	003650	1	10
		RH US10	484.78	088543		
		LH US10B	579.53	067686		
		RH US10B	579.53	067687		
		LH US26D	544.30	074907		
		RH US26D	544.30	074908		
		LH US32D	625.28	079648		
		RH US32D	625.28	079649		






Description	Size	Finish	2022 List	Stock No.	Box Qty.	Case Qty.
BB1199 Brass or Stainless Full Mortise Heavy Weight Ball Bearing	4-1/2" x 4" (114 mm x 102 mm)	US3	165.42	007369	3	24
		US4	152.61	007381		
		US10	152.61	019651		
		US10B	165.42	007354		
		US15	165.42	035768		
		US26	165.42	007362		
		US26D	131.04	007364		
		US32	133.75	007376		
		US32D	132.60	007378		
		4-1/2" x 4-1/2" (114 mm x 114 mm)		US3		
US4	152.61			007520		
US10	152.61			007390		
US10B	165.42			007406		
US15	165.42			007424		
US26	165.42			007437		
US26D	131.04			007445		
US32	133.75			007496		
US32D	132.60			007502		
5" x 4" (127 mm x 102 mm)				US3	211.17	007564
		US4	177.72	069122		
		US10	177.72	064950		
		US10B	211.17	007557		
		US15	211.17	087838		
		US26	211.17	091928		
		US26D	177.84	007561		
		US32	180.96	199969		
		US32D	180.96	007567		
		5" x 4-1/2" (127 mm x 114 mm)		US3	211.17	007619
US4	177.72			007651		
US10	177.72			007576		
US10B	211.17			007585		
US15	211.17			065583		
US26	211.17			007601		
US26D	177.84			007607		
US32	180.96			007634		
US32D	180.96			007639		
5" x 5" (127 mm x 127 mm)				US3	211.17	007717
		US4	177.72	007752		
		US10	177.72	007678		
		US10B	211.17	007689		
		US15	211.17	040362		
		US26	211.17	007703		
		US26D	177.84	007707		
		US32	180.96	007738		
		US32D	180.96	007742		



Commercial Hinges




Description	Size	Finish	2022 List	Stock No.	Box Qty.	Case Qty.
BB1199 - Cont. Continued	6" x 4-1/2" (152 mm x 114 mm)	US3	491.34	011566	3	12
		US4	319.17	018196		
		US10	319.17	099882		
		US10B	491.34	094854		
		US15	491.34	031525		
		US26	491.34	-		
		US26D	346.45	007775		
		US32	468.66	058406		
		US32D	468.66	007783		
		6" x 5" (152 mm x 127 mm)		US3		
US4	319.17			013028		
US10	319.17			019745		
US10B	491.34			007792		
US15	491.34			055244		
US26	491.34			-		
US26D	346.45			007800		
US32	468.66			048380		
US32D	468.66			007807		
6" x 6" (152 mm x 152 mm)				US3	491.34	007827
		US4	319.17	007838		
		US10	319.17	007816		
		US10B	491.34	007820		
		US15	491.34	040565		
		US26	491.34	116381		
		US26D	346.45	007825		
		US32	468.66	073209		
		US32D	468.66	007832		
		8" x 6" (203 mm x 152 mm)		USP	785.54	054124
US3	1,114.78			017553		
US10	824.60			071278		
US10B	1,114.78			072364		
US15	1,114.78			095022		
US26D	969.56			003819		
US32D	1,292.43			007853		
8" x 8" (203 mm x 203 mm)		USP	785.54	046441	3	12
		US3	1,114.78	073590		
		US10	824.60	025171		
		US10B	1,114.78	007857		
		US15	1,114.78	124169		
		US26D	969.56	032486		
		US32D	1,292.43	007863		




Description	Size	Finish	2022 List	Stock No.	Box Qty.	Case Qty.
WTBB1199 Wide Throw Brass or Stainless Full Mortise Heavy Weight Ball Bearing	4-1/2" x 5" (114 mm x 127 mm)	US3	387.99	007267	3	24
		US4	306.37	065299		
		US10	306.37	031727		
	4-1/2" x 6" (114 mm x 152 mm)	US10B	387.99	021314	3	24
		US26	387.99	017632		
		US26D	336.44	007274		
		US32	416.22	089866		
		US32D	416.22	098011		
		4-1/2" x 7" (114 mm x 178 mm)	US3	399.40		
	US4		316.82	068984		
	US10		316.82	048525		
	US10B		399.40	055190		
	US26		399.40	033508		
US26D	359.13		076837			
US32	427.31		015353			
4-1/2" x 8" (114 mm x 203 mm)	US32D	427.31	007302	3	24	
	US3	421.76	103595			
	US4	350.97	051679			
	US10	350.97	013416			
	US10B	421.76	007306			
	US26	421.76	-			
	US26D	404.97	018563			
5" x 6" (127 mm x 152 mm)	US32	455.60	-	3	24	
	US32D	455.60	099677			
	US3	455.60	028182			
	US4	388.05	091502			
	US10	388.05	087891			
	US10B	455.60	039213			
	US26	455.60	069204			
5" x 7" (127 mm x 178 mm)	US26D	421.76	105127	3	24	
	US32	492.68	051771			
	US32D	492.68	020980			
	US3	472.42	048922			
	US4	404.94	021718			
	US10	404.94	125775			
	US10B	472.42	032471			
5" x 7" (127 mm x 178 mm)	US26	472.42	-	3	24	
	US26D	435.27	030677			
	US32	526.39	095695			
	US32D	526.39	007332			
	US3	489.31	046417			
	US4	404.94	-			
	US10	404.94	102105			
5" x 7" (127 mm x 178 mm)	US10B	489.31	065989	3	24	
	US26	489.31	-			
	US26D	438.71	048069			
	US32	533.15	074499			
	US32D	533.15	030561			



Commercial Hinges



Description	Size	Finish	2022 List	Stock No.	Box Qty.	Case Qty.
WTBB1199 - Cont. Continued	5" x 8" (127 mm x 203 mm)	US3	509.51	084305	3	24
		US4	435.27	142606		
		US10	435.27	-		
		US10B	509.51	005340		
		US26	509.51	-		
		US26D	455.60	034917		
		US32	556.79	-		
		US32D	556.79	019520		



1250 Steel Full Mortise Standard Weight Spring Hinge Available with Raised Barrel Available with hospital tip (voids UL)	3-1/2" x 3-1/2" (89 mm x 89 mm)	USP	39.76	007989	2	80
		US3	52.63	007984		
		US4	39.76	007986		
		US10	39.76	007974		
		US10A (US11)	52.63	007975		
		US10B	52.63	007977		
		US26D	53.72	007981		




Note: Hager does not recommend using spring hinges on doors over 7'0"

	4" x 4" (102 mm x 102 mm)	USP	50.66	008006	3	48
		US3	70.47	008001		
		US4	50.66	008003		
		US10	50.66	007991		
		US10A (US11)	70.47	007992		
		US10B	70.47	007994		
		US26D	62.25	007999		

	4-1/2" x 4" (114 mm x 102 mm)	USP	90.48	008020	3	48
		US3	85.83	008014		
		US4	90.48	008015		
		US10	90.48	008008		
		US10A (US11)	85.83	008009		
		US10B	85.83	008010		
		US26D	81.75	008013		


	4-1/2" x 4-1/2" (114 mm x 114 mm)	USP	90.48	008050	3	48
		US3	85.83	008039		
		US4	90.48	008041		
		US10	90.48	008021		
		US10A (US11)	85.83	008023		
		US10B	85.83	008025		
		US26	85.83	008034		
		US26D	81.75	008037		



1251 Steel 1/4" Round Corner Radius, Full Mortise Standard Weight Spring Hinge	3-1/2" x 3-1/2" (89 mm x 89 mm)	USP	48.01	-	2-	80
		US3	60.41			
		US4	48.01	008060		
		US10	48.01	012954		
		US10A (US11)	60.41	008054		
		US10B	60.41	064255		
		US26D	55.44	008057		



Note: Hager does not recommend using spring hinges on doors over 7'0"



Description	Size	Finish	2022 List	Stock No.	Box Qty.	Case Qty.
1251 - Cont. Continued	4" x 4" (102 mm x 102 mm)	USP	61.17	008079	3	48
		US3	80.98	008073		
		US4	61.17	008074		
		US10	61.17	008067		
		US10A (US11)	80.98	008069		
		US10B	80.98	067122		
		US26D	72.76	008072		
4-1/2" x 4" (114 mm x 102 mm)		USP	98.51	008086	3	48
		US3	132.47	003696		
		US4	118.96	008084		
		US10	118.96	012636		
		US10A (US11)	132.47	072921		
		US10B	132.47	038047		
		US26D	128.07	008082		
4-1/2" x 4-1/2" (114 mm x 114 mm)		USP	98.51	008093		
		US3	132.47	008091		
		US4	118.96	008092		
		US10	118.96	008087		
		US10A (US11)	132.47	008088		
		US10B	132.47	020899		
		US26D	128.07	008090		



1252 Steel 5/8" Round Corner Radius Full Mortise Standard Weight Spring Hinge	3-1/2" x 3-1/2" (89 mm x 89 mm)	USP	39.77	-	3	48
		US3	52.57	-		
		US4	39.77	008099		
		US10	39.77	-		
		US10A (US11)	52.57	-		
		US10B	52.57	034664		
		US26D	47.43	008097		

Note: Hager does not recommend using spring hinges on doors over 7'0"

4" x 4" (102 mm x 102 mm)		USP	50.66	008111	3	48
		US3	70.47	008106		
		US4	50.66	008107		
		US10	50.66	008102		
		US10A (US11)	70.47	008103		
		US10B	70.47	079680		
		US26D	62.25	008105		




4-1/2" x 4" (114 mm x 102 mm)		USP	88.00	094477	3	48
		US3	121.96	131917		
		US4	108.45	128797		
		US10	108.45	-		
		US10A (US11)	121.96	-		
		US10B	121.96	066475		
		US26D	117.56	008112		



1253 Steel Half Surface Standard Weight Spring Hinge	4-1/2" (114 mm)	USP	134.19	008126	3	48
		US3	185.68	008122		
		US4	161.40	008123		
		US10	161.40	068449		
		US10A (US11)	185.68	040132		
		US10B	185.68	029321		
		US26D	190.65	008121		



Commercial Hinges



Description	Size	Finish	2022 List	Stock No.	Box Qty.	Case Qty.
1255	4-1/2" x 4-1/2" (114 mm x 114 mm)	USP	229.07	059982	1	16
Steel, Full Mortise		US3	240.35	069391		
Standard Weight		US4	241.82	072216		
Spring Hinge Set		US10B	240.35	015725		
2 ea. 1250 and 1 ea. AB700		US26D	210.47	050862		

Note: Hager does not recommend using spring hinges on doors over 7'0"

1256	4-1/2" x 4-1/2" (114 mm x 114 mm)	USP	224.17	066379	1	16
Steel		US3	231.75	066381		
Full Mortise		US4	234.68	066382		
Standard Weight		US10B	231.75	078188		
Spring Hinge Set		US26D	205.56	066380		
2 ea. 1250 and 1 ea. BB1279						

Note: Hager does not recommend using spring hinges on doors over 7'0"

1257	4-1/2" x 4-1/2" (114 mm x 114 mm)	US26D	138.59	023280	3	48
Steel						
Reverse Action (opens door)						
Spring Hinge						
Full Mortise						
Standard Weight						

Note: Hager does not recommend using spring hinges on doors over 7'0"




Description	Size	Finish	2022 List	Stock No.	Box Qty.	Case Qty.
1260 Steel Full Mortise Standard Weight Swing Clear	3-1/2" (89 mm)	USP	94.31	008132	3	48
		US3	141.08	008130		
		US4	102.91	008131		
		US10	116.80	008127		
		US10A (US11)	141.08	057903		
		US10B	141.08	019620		
		US26	141.08	008128		
		US26D	111.83	008129		
	4" (102 mm)	USP	111.83	008134	3	36
		US3	144.20	051811		
		US4	115.01	051756		
		US10	120.69	052043		
		US10A (US11)	144.20	097783		
		US10B	144.20	018275		
		US26	144.20	008133		
		US26D	115.01	053701		
BB1260 Steel Full Mortise Standard Weight Ball Bearing Swing Clear RH Standard (Reversible to LH)	4-1/2" (114 mm)	USP	199.63	008150	3	36
		US10	207.79	008137		
		US10A (US11)	245.45	008140		
		US10B	245.45	062238		
		US26D	212.82	008142		
			5" (127 mm)	USP		
US10	207.79			016025		
US10A (US11)	245.45			008154		
US10B	245.45			061702		
US26D	212.82			008156		
BB1261 Steel Full Mortise Standard Weight Ball Bearing Swing Clear Beveled Edge Doors RH Standard (Reversible to LH)	4-1/2" (114 mm)			USP	199.63	008174
		US10	207.79	008161		
		US10A (US11)	245.45	008163		
		US10B	245.45	098270		
		US26D	212.82	008166		
			5" (127 mm)	USP	199.63	032933
US10	207.79			083843		
US10A (US11)	245.45			008175		
US10B	245.45			073019		
US26D	212.82			008177		
BB1262 Steel Full Mortise Heavy Weight Ball Bearing Swing Clear RH Standard (Reversible to LH)	4-1/2" (114 mm)			USP	246.92	008193
		US10	250.48	008181		
		US10A (US11)	300.82	008182		
		US10B	300.82	080232		
		US26D	232.96	008186		
			5" (127 mm)	USP	246.92	008205
US10	250.48			008195		
US10A (US11)	300.82			007128		
US10B	300.82			022873		
US26D	232.96			008199		



Commercial Hinges



Description	Size	Finish	2022 List	Stock No.	Box Qty.	Case Qty.
BB1263	4-1/2" (114 mm)	USP	246.92	008223	3	24
Steel		US10	250.48	008212		
Full Mortise		US10A (US11)	300.82	008214		
Heavy Weight		US10B	300.82	008216		
Ball Bearing		US26D	232.96	008218		
Swing Clear	5" (127 mm)	USP	246.92	008236	3	24
Beveled Edge Doors		US10	250.48	008225		
RH Standard (Reversible to LH)		US10A (US11)	300.82	008227		
		US10B	300.82	018189		
		US26D	232.96	008229		




BB1266	5" (127 mm)	USP	483.57	008266	3	12
Steel		US10	507.47	071003		
Full Surface		US10A (US11)	762.28	026077		
Heavy Weight		US10B	762.28	060302		
Ball Bearing		US26D	604.26	008261		
Swing Clear						




1267	4-1/2" (114 mm)	USP	249.40	135773	3	36
Steel		US3	290.50	121383		
Full Mortise		US10	262.40	-		
Swing Clear Spring Hinge		US10A (US11)	290.50	-		
Square Edge Doors		US10B	290.50	-		
Use with BB1260/AB7001		US26	290.50	-		
		US26D	275.97	113387		




Note: Hager does not recommend using spring hinges on doors over 7'0"



BB1277			134.42*	-	3	48
Made to Order			*Add to price of			
Steel			BB1279			
Full Mortise						
Standard Weight						
Ball Bearing						
Both Leaves Tapped						

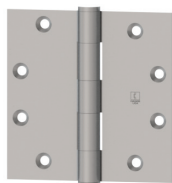


BB1278			134.42*	-	3	48
Steel			*Add to price of			
Full Mortise			BB1279			
Standard Weight						
Ball Bearing						
One Leaf Tapped						
Specify Handing						



1279	3" x 3" (76 mm x 76 mm)	LS	35.43	008460	2	100
Steel		H2H	71.62	008448		
Full Mortise		USP	30.20	008461		
Standard Weight		US3	66.14	008449		
Plain Bearing		US4	35.43	008454		
		US10	35.43	008427		
		US10A (US11)	66.14	008429		
		US10B	66.14	064052		
		US15	66.14	008435		
		US26	66.14	008439		
		US26D	54.99	008442		







Description	Size	Finish	2022 List	Stock No.	Box Qty.	Case Qty.				
1279 - Cont. Continued	3-1/2" x 3-1/2" (89 mm x 89 mm)	LS	12.36	010919	2	100				
		H2H	25.04	010881						
		USP	9.69	010923						
		US3	19.43	010886						
		US4	12.36	010897						
		US10	12.36	010819						
		US10A (US11)	19.43	010829						
		US10B	19.43	010839						
		US15	19.43	010850						
		US26	19.43	010859						
		US26D	16.25	010870						
		4" x 3-1/2" (102 x 89 mm)		LS			22.81	-	3	48
				H2H			37.02	-		
USP	17.59			000695						
US3	32.18			008469						
US4	20.65			096337						
US10	20.64			015158						
US10A (US11)	32.18			063165						
US10B	32.18			025812						
US15	32.18			041310						
US26	32.18			056835						
US26D	27.97			088103						
4" x 4" (102 mm x 102 mm)		LS	15.23	008583	3	48				
		H2H	27.34	008532						
		USP	11.98	008585						
		US3	21.86	008540						
		US4	15.23	008555						
		US10	15.23	008470						
		US10A (US11)	21.86	008477						
		US10B	21.86	008488						
		US15	21.86	008496						
		US26	21.86	008507						
		US26D	19.94	008517						
4-1/2" x 4" (114 mm x 102 mm)		LS	14.66	008648	3	48				
		H2H	31.48	067471						
		USP	12.62	008650						
		US3	25.23	008629						
		US4	14.66	008637						
		US10	14.66	008599						
		US10A (US11)	25.23	008602						
		US10B	25.23	008608						
		US15	25.23	008612						
		US26	25.23	008617						
		US26D	15.80	008622						



Commercial Hinges



Description	Size	Finish	2022 List	Stock No.	Box Qty.	Case Qty.				
1279 - Cont. 2 Continued	4-1/2" x 4-1/2" (114 mm x 114 mm)	LS	14.66	008826	3	48				
		H2H	31.48	008748						
		USP	12.62	008833						
		US3	25.23	008762						
		US4	14.66	008785						
		US10	14.66	008657						
		US10A (US11)	25.23	008671						
		US10B	25.23	008687						
		US15	25.23	008698						
		US26	25.23	008709						
		US26D	15.80	008720						
		<hr/>								
		5" x 4" (127 mm x 102 mm)		LS			50.66	-	3	24
				H2H			85.58	038234		
USP	41.67			008871						
US3	68.50			008863						
US4	50.66			008865						
US10	50.66			088473						
US10A (US11)	68.50			009784						
US10B	68.50			008536						
US15	68.50			068578						
US26	68.50			064843						
US26D	46.90			008862						
<hr/>										
5" x 4-1/2" (127 mm x 114 mm)				LS	50.66	-	3	24		
				H2H	85.58	031063				
		USP	41.67	008911						
		US3	68.50	008895						
		US4	50.66	008900						
		US10	50.66	008875						
		US10A (US11)	68.50	008879						
		US10B	68.50	008882						
		US15	68.50	083724						
		US26	68.50	008884						
		US26D	46.90	008887						
		<hr/>								
		5" x 5" (127 mm x 127 mm)		LS	50.66	081132			3	24
				H2H	85.58	019652				
USP	41.67			008963						
US3	68.50			008944						
US4	50.66			008956						
US10	50.66			008923						
US10A (US11)	68.50			008925						
US10B	68.50			008929						
US15	68.50			067162						
US26	68.50			008934						
US26D	46.90			008938						




Description	Size	Finish	2022 List	Stock No.	Box Qty.	Case Qty.		
BB1279 Steel Full Mortise Standard Weight Ball Bearing	3-1/2" x 3-1/2" (89 mm x 89 mm)	LS	46.71	019111	2	100		
		H2H	75.64	-				
		USP	46.71	011038				
		US3	60.53	011013				
		US4	46.71	011021				
		US10	46.71	010983				
		US10A (US11)	60.53	010988				
		US10B	60.53	010995				
		US15	60.53	060839				
		US26	60.53	010998				
		US26D	47.15	011003				
		<hr/>						
		4" x 3-1/2" (102 mm x 89 mm)		LS	55.05	-	3	48
				H2H	81.88	-		
				USP	50.28	072989		
US3	72.70			009726				
US4	50.28			028772				
US10	55.05			006898				
US10A (US11)	72.70			070929				
US10B	72.70			014742				
US15	72.70			029388				
US26	72.70			000728				
US26D	62.57			009725				
<hr/>								
4" x 4" (102 mm x 102 mm)				LS	38.93	009805	3	48
				H2H	58.81	020230		
				USP	34.09	009808		
		US3	47.09	009778				
		US4	34.09	009792				
		US10	38.93	009727				
		US10A (US11)	47.09	009731				
		US10B	47.09	009738				
		US15	47.09	009747				
		US26	47.09	009755				
		US26D	40.40	009763				
		<hr/>						
		4-1/2" x 4" (114 mm x 102 mm)		LS	32.43	009933	3	48
				H2H	49.00	045582		
				USP	22.88	009937		
US3	39.19			009888				
US4	32.43			009900				
US10	32.43			009817				
US10A (US11)	39.19			009825				
US10B	39.19			009841				
US15	39.19			009849				
US26	39.19			009857				
US26D	22.05			009868				



Commercial Hinges



Description	Size	Finish	2022 List	Stock No.	Box Qty.	Case Qty.				
BB1279 - Cont. Continued	4-1/2" x 4-1/2" (114 mm x 114 mm)	LS	32.43	010310	3	48				
		H2H	49.00	010172						
		USP	22.88	010322						
		US3	39.19	010189						
		US4	32.43	010230						
		US10	32.43	009957						
		US10A (US11)	39.19	009990						
		US10B	39.19	010029						
		US15	39.19	010048						
		US26	39.19	010073						
		US26D	21.35	010108						
		<hr/>								
		5" x 4" (127 mm x 102 mm)		LS			63.34	-	3	24
H2H	100.30			-						
USP	63.34			010411						
US3	80.22			010397						
US4	63.34			010403						
US10	63.34			010377						
US10A (US11)	80.22			010380						
US10B	80.22			071584						
US15	80.22			035721						
US26	80.22			010385						
US26D	62.06			010390						
<hr/>										
5" x 4-1/2" (127 mm x 114 mm)				LS	63.34	055246	3	24		
		H2H	100.30	-						
		USP	63.34	010515						
		US3	80.22	010479						
		US4	63.34	010493						
		US10	63.34	010416						
		US10A (US11)	80.22	010429						
		US10B	80.22	010438						
		US15	80.22	010444						
		US26	80.22	010447						
		US26D	62.06	010457						
		<hr/>								
		5" x 5" (127 mm x 127 mm)		LS	63.34	-			3	24
H2H	100.30			105812						
USP	63.34			010620						
US3	80.22			010586						
US4	63.34			010602						
US10	63.34			010537						
US10A (US11)	80.22			010546						
US10B	80.22			010556						
US15	80.22			010559						
US26	80.22			010564						
US26D	62.06			010570						




Description	Size	Finish	2022 List	Stock No.	Box Qty.	Case Qty.		
BB1279 - Cont. 2 Continued	6" x 4-1/2" (152 mm x 114 mm)	LS	150.57	-	3	24		
		H2H	229.46	-				
		USP	150.57	010651				
		US3	202.50	010644				
		US4	150.57	010649				
		US10	150.57	010632				
		US10A (US11)	202.50	009996				
		US10B	202.50	010638				
		US15	202.50	093744				
		US26	202.50	113396				
		US26D	173.89	010641				
		<hr/>						
			6" x 5" (152 mm x 127 mm)	LS	150.57	-	3	24
H2H	229.46			-				
USP	150.57			065930				
US3	202.50			017680				
US4	150.57			014005				
US10	150.57			010656				
US10A (US11)	202.50			010658				
US10B	202.50			020934				
US15	202.50			108871				
US26	202.50			-				
US26D	173.89			010660				
<hr/>								
	6" x 6" (152 mm x 152 mm)			LS	150.57	-	3	24
		H2H	229.46	-				
		USP	150.57	010696				
		US3	202.50	010685				
		US4	150.57	010689				
		US10	150.57	010674				
		US10A (US11)	202.50	010677				
		US10B	202.50	068156				
		US15	202.50	043949				
		US26	202.50	010679				
		US26D	173.89	010681				


1. U/M is each unless otherwise noted.



Commercial Hinges



Description	Size	Finish	2022 List	Stock No.	Box Qty.	Case Qty.
WTBB1279	3-1/2" x 5"	LS	89.46	-	3	24
Wide Throw	(89 mm x 127 mm)	USP	85.89	010918		
Steel		US3	109.53	009518		
Full Mortise		US10	89.46	101108		
Standard Weight		US10A (US11)	109.53	009516		
Ball Bearing		US10B	109.53	023424		
		US26	109.53	065499		
		US26D	97.49	011178		
<hr/>						
	3-1/2" x 6"	LS	89.46	-	3	24
	(89 mm x 152 mm)	USP	85.89	066581		
		US3	109.53	047525		
		US10	89.46	121608		
		US10A (US11)	109.53	132395		
		US10B	109.53	098415		
		US26	109.53	117331		
		US26D	97.49	009523		
<hr/>						
	4" x 5"	LS	124.89	-	3	24
	(102 mm x 127 mm)	USP	120.62	009537		
		US3	145.54	009531		
		US10	124.89	011977		
		US10A (US11)	145.54	009527		
		US10B	145.54	031902		
		US26	145.54	009684		
		US26D	133.62	092731		
<hr/>						
	4" x 6"	LS	124.89	-	3	24
	(102 mm x 152 mm)	USP	120.62	009547		
		US3	145.54	009545		
		US10	124.89	014811		
		US10A (US11)	145.54	009540		
		US10B	145.54	006722		
		US26	145.54	022988		
		US26D	133.62	009543		
<hr/>						
	4" x 7"	LS	124.89	130408	3	24
	(102 mm x 178 mm)	USP	120.62	093245		
		US3	145.54	009552		
		US10	124.89	146515		
		US10A (US11)	145.54	049316		
		US10B	145.54	015456		
		US26	145.54	002586		
		US26D	133.62	009551		



Description	Size	Finish	2022 List	Stock No.	Box Qty.	Case Qty.
WTBB1279 - Cont. Continued	4-1/2" x 5" (114 mm x 127 mm)	LS	119.54	-	3	24
		USP	116.99	009587		
		US3	133.81	009573		
		US10	119.54	009557		
		US10A (US11)	133.81	009559		
		US10B	133.81	009564		
		US26	133.81	009566		
		US26D	125.15	009567		
4-1/2" x 6" (114 mm x 152 mm)		LS	119.54	-	3	24
		USP	116.99	009629		
		US3	133.81	009613		
		US10	119.54	009591		
		US10A (US11)	133.81	009596		
		US10B	133.81	009600		
		US26	133.81	009601		
		US26D	125.15	009607		
4-1/2" x 7" (114 mm x 178 mm)		USP	125.91	009654	3	24
		US3	143.82	009644		
		US10	128.65	009636		
		US10A (US11)	143.82	097139		
		US10B	143.82	034974		
		US26D	134.70	009642		
4-1/2" x 8" (114 mm x 203 mm)		USP	125.91	009671	3	24
		US3	143.82	093992		
		US10	128.65	066950		
		US10A (US11)	143.82	028232		
		US10B	143.82	019076		
		US26D	134.70	009663		
5" x 6" (127 mm x 152 mm)		USP	159.87	049054	3	24
		US3	199.70	097745		
		US10	167.77	009676		
		US10A (US11)	199.70	019102		
		US10B	199.70	028233		
		US26D	183.77	009683		
5" x 7" (127 mm x 178 mm)		USP	159.87	033635	3	24
		US3	199.70	021386		
		US10	167.77	009694		
		US10A (US11)	199.70	050575		
		US10B	199.70	030684		
		US26D	183.77	036924		
5" x 8" (127 mm x 203 mm)		USP	159.87	027044	3	24
		US3	199.70	047665		
		US10	167.77	042602		
		US10A (US11)	199.70	034328		
		US10B	199.70	011281		
		US26D	183.77	094856		



Commercial Hinges




Description	Size	Finish	2022 List	Stock No.	Box Qty.	Case Qty.
1303 Double Acting Spring Hinge	3" (76 mm)	USP	57.73	126803	1	10
		US3	76.15	126804		
		US4	69.84	126805		
		US26D	94.31	126807		
	4" (102 mm)	USP	65.44	126808	1	10
		US3	86.09	126809		
		US4	84.75	126810		
		US26D	105.90	126811		
	5" (127 mm)	USP	93.67	126812	1	10
		US3	126.36	126813		
		US4	138.97	126814		
		US26D	154.84	126815		
	6" (152 mm)	USP	93.67	126816	1	10
		US3	126.36	126817		
		US4	138.97	126818		
		US26D	154.84	126819		
BB1360 Stainless Steel Full Mortise Standard Weight Ball Bearing Swing Clear RH Standard (reversible to LH)	4-1/2" (114 mm)	US32D	291.20	060909	3	36
	5" (127 mm)	US32D	291.20	097565	3	36
BB1361 Stainless Steel Full Mortise Standard Weight Ball Bearing Swing Clear Beveled Edge Doors RH Standard (reversible to LH)	4-1/2" (114 mm)	US32D	291.20	044728	3	36
	5" (127 mm)	US32D	291.20	094295	3	36
BB1362 Stainless Steel Full Mortise Heavy Weight Ball Bearing Swing Clear RH Standard (reversible to LH)	4-1/2" (114 mm)	US32D	326.37	045163	3	24
	5" (127 mm)	US32D	326.37	041420	3	24





Description	Size	Finish	2022 List	Stock No.	Box Qty.	Case Qty.
BB1363	4-1/2" (114 mm)	US32D	326.37	042414	3	24
Stainless Steel	5" (127 mm)	US32D	326.37	042845	3	24
Full Mortise Heavy Weight Ball Bearing Swing Clear Beveled Edge Doors RH Standard (reversible to LH)						



BB1577			138.34*	-	3	48
Brass or stainless			*Add to price of			
Full Mortise			BB1191			
Standard Weight Ball Bearing Both Leaves Tapped						



BB1578			138.34*	-	3	48
Brass or stainless			*Add to price of			
Full Mortise			BB1191			
Standard Weight Ball Bearing One Leaf Tapped Specify Handing						



1712	3-1/2" (89 mm)	ALL	76.08	-	10	100
Ball Tip Hinge Kit Standard Weight	4" (102 mm)	ALL	76.08	-	10	100
	4-1/2" (114 mm)	ALL	76.66	-	10	100
	5" (127 mm)	ALL	76.66	-	10	100
	6" (152 mm)	ALL	76.66	-	10	100



1713	4-1/2" (114 mm)	ALL	83.73	-	10	100
Ball Tip Hinge Kit Heavy Weight	5" (127 mm)	ALL	83.73	-	10	100
	6" (152 mm)	ALL	83.73	-	10	100









1716	3-1/2" (89 mm)	ALL	76.66	-	10	100
Acorn Tip Hinge Kit Standard Weight	4" (102 mm)	ALL	76.66	-	10	100
	4-1/2" (114 mm)	ALL	76.66	-	10	100
	5" (127 mm)	ALL	76.66	-	10	100
	6" (152 mm)	ALL	76.66	-	10	100

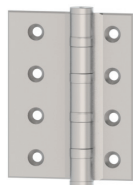


1717	4-1/2" (114 mm)	ALL	83.73	-	10	100
Acorn Tip Hinge Kit Heavy Weight	5" (127 mm)	ALL	83.73	-	10	100
	6" (152 mm)	ALL	83.73	-	10	100



Commercial Hinges

	Description	Size	Finish	2022 List	Stock No.	Box Qty.	Case Qty.
	1722 Steeple Tip Hinge Kit Standard Weight	3-1/2" (89 mm)	ALL	76.66	-	10	100
		4" (102 mm)	ALL	76.66	-	10	100
		4-1/2" (114 mm)	ALL	76.66	-	10	100
		5" (127 mm)	ALL	76.66	-	10	100
		6" (152 mm)	ALL	76.66	-	10	100
	1723 Steeple Tip Hinge Kit Heavy Weight	4-1/2" (114 mm)	ALL	83.73	-	10	100
		5" (127 mm)	ALL	83.73	-	10	100
		6" (152 mm)	ALL	83.73	-	10	100
	1728 Urn Tip Hinge Kit Standard Weight	3-1/2" (89 mm)	ALL	76.66	-	10	100
		4" (102 mm)	ALL	76.66	-	10	100
		4-1/2" (114 mm)	ALL	76.66	-	10	100
		5" (127 mm)	ALL	76.66	-	10	100
		6" (152 mm)	ALL	76.66	-	10	100
	1729 Urn Tip Hinge Kit Heavy Weight	4-1/2" (114 mm)	ALL	83.73	-	10	100
		5" (127 mm)	ALL	83.73	-	10	100
		6" (152 mm)	ALL	83.73	-	10	100
	1850 Steel - Full Surface Heavy Weight Plain Bearing No Holes	4" x 4" (102 mm x 102 mm)	PS	73.41	042562	10	40
		4-1/2" x 4-1/2" (114 mm x 114 mm)	PS	96.15	042564	10	40
		5" x 5" (127 mm x 127 mm)	PS	123.55	042596	1	10
		6" x 6" (152 mm x 152 mm)	PS	184.47	042597	1	10
		1850 LP Loose Oval Pin	6" x 6" (152 mm x 152 mm)	PS	184.47	-	1
	BB2112 Brass or Stainless Half Surface Standard Weight Ball Bearing	4" (102 mm)	US10	526.71	-	3	48
			US10B	663.26	028766		
			US26D	570.55	026917		
			US32D	773.62	006867		
		4-1/2" (114 mm)	US10	253.86	012824	3	48
			US10B	317.33	002499		
			US26D	273.17	012828		
			US32D	370.15	012833		
		5" (127 mm)	US10	268.07	012838	3	36
			US10B	348.48	133233		
			US26D	303.12	012839		
			US32D	394.04	004041		




Description	Size	Finish	2022 List	Stock No.	Box Qty.	Case Qty.
BB2168 Steel Full Surface Heavy Weight Ball Bearing	4-1/2" (114 mm)	USP	400.67	012899	3	36
		US10	417.43	-		
		US10A (US11)	488.73	-		
		US10B	488.73	089570		
		US26D	438.01	012898		
5" (127 mm)	USP	483.70	012902	3	24	
	US10	507.91	-			
	US10A (US11)	661.86	-			
	US10B	661.86	-			
	US26D	575.58	011313			



BB2169 Steel Full Surface Heavy Weight Ball Bearing	4-1/2" (114 mm)	USP	280.24	012914	3	36
		US10	417.49	042983		
		US10A (US11)	488.73	061635		
		US10B	438.01	115013		
		US26D	431.89	012911		
5" (127 mm)	USP	431.89	012923	3	24	
	US10	453.43	-			
	US10A (US11)	605.02	-			
	US10B	605.02	080993			
	US26D	526.07	012920			




BB2171 Steel Full Surface Standard Weight Ball Bearing	4-1/2" (114 mm)	USP	109.53	012946	3	48
		US10	129.35	012934		
		US10A (US11)	164.91	-		
		US10B	164.91	143435		
		US26D	145.09	012940		
5" (127 mm)	USP	131.20	012956	3	36	
	US10	172.62	026071			
	US10A (US11)	214.23	-			
	US10B	214.23	-			
	US26D	186.25	012952			




AB7001 Steel Full Mortise Standard Weight Concealed Anti-Friction Bearing Swing Clear	4-1/2" (114 mm)	LS	244.68	-	3	36
		USP	244.68	122842		
		US3	300.76	028735		
		US10	254.63	-		
		US10A (US11)	300.76	077050		
		US10B	300.76	008284		
	5" (127 mm)	US26	300.76	-		
		US26D	238.44	024377		
		LS	244.68	-	3	36
		USP	244.68	-		
		US3	300.76	102769		
		US10	254.63	-		
		US10A (US11)	300.76	-		
US10B	300.76	-				
US26	300.76	079631				
US26D	238.44	087869				



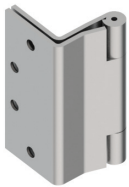
Commercial Hinges



Description	Size	Finish	2022 List	Stock No.	Box Qty.	Case Qty.
AB7002	4-1/2" (114 mm)	LS	244.68	-	3	36
Steel		USP	244.68	065541		
Full Mortise		US3	300.76	024690		
Standard Weight		US10	254.63	-		
Concealed Anti-Friction Bearing		US10A (US11)	300.76	103793		
Swing Clear		US10B	300.76	008287		
Beveled Edge Doors		US26	300.76	068502		
		US26D	238.44	094245		
	5" (127 mm)	LS	244.68	-	3	36
		USP	244.68	161148		
		US3	300.76	068098		
		US10	254.63	-		
		US10A (US11)	300.76	-		
		US10B	300.76	-		
		US26	300.76	-		
		US26D	238.44	013655		



AB7501	4-1/2" (114 mm)	USP	302.80	073850	3	24
Steel		US10	307.00	017299		
Full Mortise		US10A (US11)	368.56	019030		
Heavy Weight		US10B	368.56	122627		
Concealed Anti-Friction Bearing		US26D	279.41	013622		
Swing Clear	5" (127 mm)	USP	302.80	-	3	24
		US10	307.00	027631		
		US10A (US11)	368.56	116946		
		US10B	368.56	159182		
		US26D	279.41	013628		








AB7502	4-1/2" (114 mm)	USP	302.80	041605	3	24
Steel		US10	307.00	025196		
Full Mortise		US10A (US11)	368.56	081770		
Heavy Weight		US10B	368.56	085448		
Concealed Anti-Friction Bearing		US26D	279.41	094244		
Swing Clear	5" (127 mm)	USP	302.80	116906	3	24
Beveled Edge Doors		US10	307.00	025197		
		US10A (US11)	368.56	094319		
		US10B	368.56	109409		
		US26D	279.41	013645		









AB7505	5" x 4-1/2" (127 mm x 114 mm)	LH USP	430.68	013659	1	10
Steel		RH USP	430.68	092796		
Full Mortise		LH US10	438.90	043893		
Heavy Weight		RH US10	438.90	054740		
Concealed Anti-Friction Bearing		LH US10A (US11)	531.30	013652		
Anchor Hinge		RH US10A (US11)	531.30	-		
Specify Handing		LH US10B	531.30	105739		
		RH US10B	531.30	105740		
		LH US26D	422.85	094710		
		RH US26D	422.85	094711		



	Description	Size	Finish	2022 List	Stock No.	Box Qty.	Case Qty.
	AB7506	5" x 4-1/2"	LH USP	430.68	013684	1	10
	Steel	(127 mm x 114 mm)	RH USP	430.68	013687		
	Full Mortise		LH US10	438.90	094813		
	Heavy Weight		RH US10	438.90	093244		
	Concealed Anti-Friction Bearing		LH US10A (US11)	531.30	013664		
	Anchor Hinge		RH US10A (US11)	531.30	112521		
	Specify Handing		LH US10B	531.30	124567		
			RH US10B	531.30	124568		
			LH US26D	422.85	013674		
			RH US26D	422.85	013676		
	AB7507	5" x 4-1/2"	LH USP	430.68	018824	1	10
	Steel	(127 mm x 114 mm)	RH USP	430.68	071660		
	Full Mortise		LH US10	438.90	076424		
	Heavy Weight		RH US10	438.90	-		
	Concealed Anti-Friction Bearing		LH US10A (US11)	531.30	-		
	Anchor Hinge		RH US10A (US11)	531.30	-		
	Specify Handing		LH US10B	531.30	100912		
			RH US10B	531.30	100911		
			LH US26D	422.85	013696		
			RH US26D	422.85	096847		
	AB7508	5" x 4-1/2"	LH USP	430.68	013735	1	10
	Steel	(127 mm x 114 mm)	RH USP	430.68	013736		
	Full Mortise		LH US10	438.90	016914		
	Heavy Weight		RH US10	438.90	016885		
	Concealed Anti-Friction Bearing		LH US10A (US11)	531.30	013713		
	Anchor Hinge		RH US10A (US11)	531.30	039369		
	Beveled Edge Doors		LH US10B	531.30	096476		
	Specify Handing		RH US10B	531.30	096475		
			LH US26D	413.22	013721		
			RH US26D	413.22	013722		
	AB7509	5" x 4-1/2"	LH USP	430.68	-	1	10
	Steel	(127 mm x 114 mm)	RH USP	430.68	-		
	Full Mortise		LH US10	438.90	036585		
	Heavy Weight		RH US10	438.90	036561		
	Concealed Anti-Friction Bearing		LH US10A (US11)	531.30	-		
	Anchor Hinge		RH US10A (US11)	531.30	-		
	Beveled Edge Doors		LH US10B	531.30	059951		
	Specify Handing		RH US10B	531.30	059965		
			LH US26D	422.85	013748		
			RH US26D	422.85	013749		
	AB8505	5" x 4-1/2"	LH US10	450.25	120612	1	10
	Brass or Stainless	(127 mm x 114 mm)	RH US10	450.25	120613		
	Full Mortise		LH US10B	539.13	005892		
	Heavy Weight		RH US10B	539.13	005891		
	Concealed Anti-Friction Bearing		LH US26D	427.37	088541		
	Anchor Hinge		RH US26D	427.37	088542		
	Specify Handing		LH US32D	703.85	013976		
			RH US32D	703.85	013977		




Commercial Hinges


	Description	Size	Finish	2022 List	Stock No.	Box Qty.	Case Qty.
	AB8506	5" x 4-1/2"	LH US10	557.49	038811	1	10
	Brass or Stainless	(127 mm x 114 mm)	RH US10	557.49	038812		
	Full Mortise		LH US10B	666.45	090057		
	Heavy Weight		RH US10B	666.45	090058		
	Concealed Anti-Friction Bearing		LH US26D	626.75	013988		
	Anchor Hinge		RH US26D	626.75	013990		
	Specify Handing		LH US32D	719.08	013996		
			RH US32D	719.08	013998		
	AB8507	5" x 4-1/2"	LH US10	557.49	-	1	10
	Brass or Stainless	(127 mm x 114 mm)	RH US10	557.49	-		
	Full Mortise		LH US10B	666.45	046057		
	Heavy Weight		RH US10B	666.45	046058		
	Concealed Anti-Friction Bearing		LH US26D	626.75	092729		
	Anchor Hinge		RH US26D	626.75	092730		
	Beveled Edge Doors		LH US32D	719.08	093601		
Specify Handing`		RH US32D	719.08	094538			
	AB8508	5" x 4-1/2"	LH US10	557.49	057002	1	10
	Brass or Stainless	(127 mm x 114 mm)	RH US10	557.49	057004		
	Full Mortise		LH US10B	666.45	097781		
	Heavy Weight		RH US10B	666.45	014016		
	Concealed Anti-Friction Bearing		LH US26D	626.75	014019		
	Anchor Hinge		RH US26D	626.75	014021		
	Beveled Edge Doors		LH US32D	719.08	014028		
Specify Handing		RH US32D	719.08	014030			
	AB8509	5" x 4-1/2"	LH US10	557.49	012173	1	10
	Brass or Stainless	(127 mm x 114 mm)	RH US10	557.49	012174		
	Full Mortise		LH US10B	666.45	046059		
	Heavy Weight		RH US10B	666.45	046060		
	Concealed Anti-Friction Bearing		LH US26D	626.75	068077		
	Anchor Hinge		RH US26D	626.75	022626		
	Beveled Edge Doors		LH US32D	719.08	014048		
Specify Handing		RH US32D	719.08	094613			
	EC1100*	4-1/2" x 4"	US26D	14.59	121894	3	48
	Steel	(114 mm x 102 mm)					
	Full Mortise	4-1/2" x 4-1/2"	USP	10.00	079434	3	48
	Standard Weight	(114 mm x 114 mm)	US3	18.28	079435		
	Plain Bearing		US4	13.25	079441		
			US10B	18.28	075953		
			US15	18.28	108111		
			US26	18.28	103253		
		US26D	14.59	075047			
		L1	15.76	019503			
	EC1100 NRP*	4-1/2" x 4"	US26D	17.65	123072	3	48
	Steel	(114 mm x 102 mm)					
	Full Mortise	4-1/2" x 4-1/2"	USP	13.07	084179	3	48
	Standard Weight	(114 mm x 114 mm)	US10B	21.28	075986		
	Plain Bearing		US15	21.28	109256		
			US26	21.28	135223		
			US26D	17.65	082934		
		L1	18.76	101420			

* ECCO hinges are sold in box quantities only


* Some ECCO hinges available in 316 Stainless Steel. Contact Hager Companies Sales and Service for information.




Description	Size	Finish	2022 List	Stock No.	Box Qty.	Case Qty.
ECBB1100* Steel	4-1/2" x 4" (114 mm x 102 mm)	US26D	17.33	094657	3	48
Full Mortise	4-1/2" x 4-1/2"	USP	16.88	079444	3	48
Standard Weight	(114 mm x 114 mm)	US3	32.05	079445		
Ball Bearing		US4	23.32	079446		
		US10B	32.05	076317		
		US15	32.05	017383		
		US26	32.05	103253		
		US26D	16.82	075048		
		L1	16.88	-		




ECBB1100 NRP* Steel	4-1/2" x 4" (114 mm x 102 mm)	US26D	20.39	094659	3	48
Full Mortise	4-1/2" x 4-1/2"	USP	19.88	079448	3	48
Standard Weight	(114 mm x 114 mm)	US3	35.11	082125		
Ball Bearing		US4	26.38	082129		
		US10B	35.11	076316		
		US26	35.11	109257		
		US26D	19.75	075049		
		L1	19.88	-		




ECRC1100* Round Corner	4" x 4" (102 mm x 102 mm)	US15	17.52	109258	3	48
Steel		US26	17.52	-		
Full Mortise		US26D	12.23	075637		
Standard Weight						
Plain Bearing						



ECRCBB1100* Round Corner	4" x 4" (102 mm x 102 mm)	US15	22.62	109259	3	48
Steel		US26	22.62	-		
Full Mortise		US26D	16.57	073800		
Standard Weight						
Ball Bearing						



EC1101* Brass or Stainless Steel	4-1/2" x 4-1/2" (114 mm x 114 mm)	US15	63.02	128121	3	48
Full Mortise		US26	63.02	125210		
Standard Weight		US32D	60.60	079552		
Plain Bearing						




ECBB1101* Brass or Stainless Steel	4-1/2" x 4-1/2" (114 mm x 114 mm)	US15	63.78	109275	3	48
Full Mortise		US32D	54.42	018230		
Standard Weight						
Ball Bearing						

* ECCO hinges are sold in box quantities only






* Other ECCO hinges available in 316 Stainless Steel. Contact Hager Companies Sales and Service for information.



Commercial Hinges

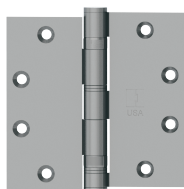


Description	Size	Finish	2022 List	Stock No.	Box Qty.	Case Qty.
ECBB1101 NRP* Brass or Stainless Steel Full Mortise Standard Weight Ball Bearing	4-1/2" x 4-1/2" (114 mm x 114 mm)	US15	66.71	109276	3	48
		US32D	57.54	017370		
		US32D/316SS	91.57	-		
ECBB1102* Steel Full Mortise Heavy Weight Ball Bearing	4-1/2" x 4-1/2" (114 mm x 114 mm)	USP	36.45	091900	3	24
		US15	75.83	109284		
		US26	75.83	119967		
	5" x 4-1/2" (127 mm x 114 mm)	US26D	45.18	018228		
		US15	78.63	130049	3	24
		US26	78.63	140126		
ECBB1102 NRP* Steel Full Mortise Heavy Weight Ball Bearing	4-1/2" x 4-1/2" (114 mm x 114 mm)	USP	39.12	091866	3	24
		US15	78.95	109608		
		US26	78.95	127835		
	5" x 4-1/2" (127 mm x 114 mm)	US26D	48.24	017360		
		US15	81.69	132673	3	24
		US26	81.69	125212		
ECBB1103* Brass or Stainless Steel Full Mortise Heavy Weight Ball Bearing	4-1/2" x 4-1/2" (114 mm x 114 mm)	US10B	141.39	091741	3	24
		US15	141.39	129146		
		US26	141.39	138809		
	5" x 4-1/2" (127 mm x 114 mm)	US32D	113.42	018225		
		US15	172.24	-	3	24
		US26	172.24	-		
ECBB1103 NRP* Brass or Stainless Steel Full Mortise Heavy Weight Ball Bearing	4-1/2" x 4-1/2" (114 mm x 114 mm)	US32D	166.63	091592		
		US10B	144.45	091732	3	24
		US26	145.22	-		
	5" x 4-1/2" (127 mm x 114 mm)	US32D	133.24	013014		
		US32D/316SS	190.97	167967		
		US15	175.23	-	3	24
EC1105* Steel Full Mortise Standard Weight Spring Hinge	4-1/2" x 4-1/2" (114 mm x 114 mm)	US26	175.23	-		
		US32D	169.69	091593		
		USP	28.99	079571	3	48
		US3	59.07	079569		
		US4	51.55	079570		
		US10B	59.07	104267		
EC1105* Steel Full Mortise Standard Weight Spring Hinge	4-1/2" x 4-1/2" (114 mm x 114 mm)	US15	59.07	104265		
		US26	59.07	109282		
		US26D	43.46	079567		
		US26D	43.46	079567		




* ECCO hinges are sold in box quantities only

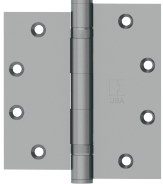
* Other ECCO hinges available in 316 Stainless Steel. Contact Hager Companies Sales and Service for information.



Description	Size	Finish	2022 List	Stock No.	Box Qty.	Case Qty.
BB1279 Drop Leaf	4-1/2" x 4-1/2"	USP	110.52			
Steel		US3	189.95			
Full Mortise		US10	156.79			
Standard Weight Ball		US10A	189.54			
Bearing		US10B	189.54			
NRP Standard		US26	189.54			
Specify handing		US26D	103.29			
BB1168 Drop Leaf	4-1/2" x 4-1/2"	USP	193.28			
Steel		US3	229.69			
Full Mortise		US10	193.28			
Heavy Weight		US10A	189.54			
Ball Bearing		US10B	229.69			
NRP Standard		US26	229.69			
Specify handing		US26D	165.48			
BB1191 Drop Leaf	4-1/2" x 4-1/2"	US3	277.73			
Brass or Stainless Steel		US10	225.84			
Full Mortise		US10B	277.73			
Standard Weight		US26	277.73			
Ball Bearing		US26D	222.98			
NRP Standard		US32	259.48			
Specify handing		US32D	219.90			
BB1199 Drop Leaf	4-1/2" x 4-1/2"	US3	410.16			
Brass or Stainless Steel		US10	378.26			
Full Mortise		US10B	410.16			
Heavy Weight		US26	410.16			
Ball Bearing		US26D	332.54			
NRP Standard		US32	331.55			
Specify handing		US32D	328.92			
BB1279 Short Leaf	4-1/2" x 4-3/8"	USP	110.52			
Steel		US3	189.95			
Full Mortise		US10	159.79			
Standard Weight		US10A	189.54			
Ball Bearing		US10B	189.54			
Right Hand Standard		US26	189.54			
Reversible to Left Hand		US26D	103.29			
*NRP available upon request						
BB1168 Short Leaf	4-1/2" x 4-3/8"	USP	193.28			
Steel		US3	229.69			
Full Mortise		US10	193.28			
Heavy Weight		US10A	229.69			
Ball Bearing		US10B	229.69			
Right Hand Standard		US26	229.69			
Reversible to Left Hand		US26D	165.65			
*NRP available upon request						
BB1191 Short Leaf	4-1/2" x 4-3/8"	USP	193.28			
Brass or Stainless Steel		US3	229.69			
Full Mortise		US10	193.28			
Standard Weight		US10A	229.69			
Ball Bearing		US10B	229.69			
Right Hand Standard		US26	229.69			
Reversible to Left Hand		US26D	165.65			
*NRP available upon request						



Commercial Hinges



Description	Size	Finish	2022 List	Stock No.	Box Qty.	Case Qty.
BB1199 Short Leaf	4-1/2" x 4-3/8"	US3	410.16			
Brass or Stainless Steel		US10	378.26			
Full Mortise		US10B	410.16			
Heavy Weight		US26	410.16			
Ball Bearing		US26D	332.54			
Right Hand Standard		US32	331.55			
Reversible to Left Hand		US32D	328.92			
*NRP available upon request						
BB1279 Unequal Leaf Centered	5" x 4-1/2"	USP	170.51			
Steel		US3	293.06			
Full Mortise		US10	241.91			
Standard Weight		US10A	292.43			
Ball Bearing		US10B	292.43			
NRP Standard		US26	292.43			
Specify handing		US26D	159.36			
BB1168 Unequal Leaf Centered	5" x 4-1/2"	USP	263.62			
Steel		US3	313.27			
Full Mortise		US10	263.62			
Heavy Weight		US10A	313.27			
Ball Bearing		US10B	313.27			
NRP Standard		US26	313.27			
Specify handing		US26D	225.70			
BB1191 Unequal Leaf Centered	5" x 4-1/2"	US3	390.74	180959		
Brass or Stainless Steel		US10B	390.74	127176		
Full Mortise		US26D	281.51	124261		
Standard Weight		US32D	155.72	124261		
Ball Bearing						
NRP Standard						
Specify handing						
BB1199 Unequal Leaf Centered	5" x 4-1/2"	US3	513.66			
Brass or Stainless Steel		US10	473.71			
Full Mortise		US10B	513.66			
Heavy Weight		US26	513.66			
Ball Bearing		US26D	416.45			
NRP Standard		US32	415.21			
Specify handing		US32D	411.92			

*Additional sizes, finishes, and hinges (including unequal leaf bottom) available. Contact Hager Customer Service for information.



TABLE OF CONTENTS

A

Arms, 5100 Series

Main Arm Assembly.....6
 Extra Heavy Duty Parallel7
 Extra Heavy Duty Hold Open7
 Pull Side Stop8
 Pull Side Hold Open Stop8
 Extra Heavy Duty Stop8
 Extra Heavy Duty Hold Open Stop.....9
 Extra Heavy Duty Hold Open Cushion Stop.....9
 Extra Heavy Duty Cushion Stop9
 Standard Hold Open7
 Track Arms.....9-10

Arms, 5200 Series

Main Arm Assembly..... 12
 Extra Heavy Duty Hold Open Cushion Stop..... 15
 Extra Heavy Duty Cushion Stop 15
 Pull Side Stop 14
 Pull Side Hold Open Stop14
 Extra Heavy Duty 13
 Extra Heavy Duty Hold Open 13
 Extra Heavy Duty Hold Open Stop..... 13
 Extra Heavy Duty Stop..... 13
 Standard Hold Open 13
 Track Arms..... 15-16

Arms, 5300 Series

Main Arm Assembly..... 18
 Extra Heavy Duty 19
 Extra Heavy Duty Hold Open 19
 Extra Heavy Duty Hold Open Stop..... 19
 Extra Heavy Duty Stop..... 19
 Extra Heavy Duty Hold Open Cushion Stop..... 20
 Extra Heavy Duty Cushion Stop 21
 Pull Side Stop 20
 Pull Side Hold Open Stop..... 20
 Standard Hold Open 19
 Track Arms.....21

Arms, 5400 Series

Main Arm Assembly..... 22

B

Blade Stop Spacer

5100 Series7
 5200 Series 14
 5300 Series..... 20
 5400 Series 23

Body Only

5100 Series, Cast Iron.....6
 5200 Series, Aluminum 12
 5300 Series, Aluminum 18
 5400 Series, Aluminum 22

Brackets

Extra Clearance, 5100 Series8
 Extra Clearance, 5200 Series 15
 Extra Clearance, 5300 Series 20
 Extra Heavy Duty Parallel Arm, 5100 Series..... 7
 Hold Open Parallel Arm, 5200 Series 14
 Hold Open Parallel Arm, 5300 Series 19
 Parallel Arm, 5100 Series..... 8
 Parallel Arm, 5200 Series..... 13
 Parallel Arm, 5300 Series..... 18
 Parallel Arm, 5400 Series.....23

C

Closers

5100 Series, Grade 1 5
 5200 Series, Grade 1 11
 5300 Series, Grade 1 17
 5400 Series, Grade 222

Covers

5100 Series, Full Plastic..... 6
 5100 Series, Metal 9
 5200 Series, Full Plastic..... 12
 5200 Series, Slim Line Plastic 14
 5200 Series, Metal 15
 5300 Series, Full Plastic..... 18

D

Drop Plates

5100 Series, Regular Arm 7
 5100 Series, Low Clearance 7
 5100 Series, Parallel Arm..... 7
 5100 Series, Top Jamb..... 8
 5200 Series, Top Jamb, Narrow Top Rail..... 14
 5200 Series, Narrow Top Rail 14
 5200 Series, Top Jamb, Parallel Arm..... 14
 5200 Series, Parallel Arm 14
 5300 Series, Narrow Rail, Parallel Arm..... 20
 5300 Series, Low Clearance 20
 5300 Series, OH Holder, Narrow..... 20

E

Electromagnetic Door Holders & Accessories

Accessories 25-26
 Floor Mount (Double Door) 24
 Floor Mount (Single Door)..... 24
 Flush Mount 24
 Recessed Mount 24
 Surface Mount..... 24

H

High Security Package, 5100 Series..... 6
 How To Order 3-4



Door Controls

L

Long Rod and Shoe, 5100 Series.....	7
Long Rod and Shoe, 5200 Series.....	13
Long Rod and Shoe, 5300 Series.....	19

O

Overhead Door Holders and Stops.....	27-31
--------------------------------------	-------

P

Pinion Cap

5200 Series.....	14
5300 Series.....	18
5400 Series.....	23

S

Screw Packs

5100 Series.....	7-9
5200 Series.....	12-13
5300 Series.....	18-19
5400 Series.....	23
Spring Cushion Kit.....	9,15, 20

T

Track Arms

5100 Series.....	6, 9-10
5200 Series.....	12, 15-16
5300 Series.....	18, 20-21

INTRODUCTION

Hager door controls offer architects, contractors, and building owners a superior product with proven reliability. In fact, our 5100, 5200, and 5300 Series Grade 1 models are the only closers in the industry that are both BHMA certified and backed by a lifetime warranty. That makes them a no-risk choice for virtually any building type.

With Hager, you get door controls that are packaged with everything needed for quick installation, regardless of the application. Hager door closers are tri-packed for mounting three ways: parallel arm, regular arm, and top jamb. They are non-handed, packaged with a parallel arm bracket and thru-bolts at no extra charge, and adjustable for various door sizes.

New Finish

Painted flat black finish (BHMA 693) is now available. Use BLK to designate finish. Extended lead time and MOQ may apply.

Cancellation Notification

Cancellation for made-to-order items must be communicated within 48 hours of order placement.



HOW TO ORDER

5100	MLT	1-6	ALM	HOTA	FC	SX1G	DLY
	Mount		Finish		Covers		Miscellaneous
	MLT - Multi-Mount PAR - Parallel/Arm Mount TRK- Track Arm Mount		ALM - Sprayed Aluminum BRZ - Sprayed Bronze DBZ - Sprayed Dark Bronze GOL - Sprayed Gold BLK - Sprayed Black		FC - Full Cover MC - Metal Cover		DLY -Delayed Action
Product Group		Size		Arm Options		Fastener Options	
5100-Cast Iron, Grade 1		1-6 Adjustable		HD - Extra Heavy Duty Arm HO - Hold Open Arm HDHO - Extra Heavy Duty Hold Open Arm LA - Long Arm HDHOS - Extra Heavy Duty Hold Open Stop Arm HDHOCS - Extra Heavy Duty Hold Open Cushion Stop Arm HDS - Extra Heavy Duty Stop Arm HDCS - Extra Heavy Duty Cushion Stop Arm HOTA - Hold Open/Stop Track Arm NHOTA - Non Hold Open Stop Track Arm DEHOTA - Double Egress HO Stop Track Arm DENHOTA - Double Egress Non-HO Stop Track Arm PSS - Pull Side Stop Arm PSHOS - Pull Side Hold Open Stop Arm		SX1G - Sex Bolts for 1-3/8" Door SX1N - Sex Bolts for 1-3/4" Door SX2 - Sex Bolts for 2" Door SX2D - Sex Bolts for 2-1/4" Door	

HOW TO ORDER

5200	MLT	1-6	DBZ	NHOTA	SLC	LH	SX2	DLY
	Mount		Finish		Covers		Fastener Options	
	MLT- Multi-Mount PAR- Parallel Arm Mount TRK- Track Arm Mount		ALM - Sprayed Aluminum BRZ - Sprayed Bronze DBZ - Sprayed Dark Bronze GOL - Sprayed Gold BLK - Sprayed Black		SLC - Slim Line Cover FC - Full Cover MC - Metal Cover PC - Pinion Cap		SX1G - Sex Bolts for 1-3/8" Door SX1N - Sex Bolts for 1-3/4" Door SX2 - Sex Bolts for 2" Door SX2D - Sex Bolts for 2-1/4" Door	
Product Group		Size				Handing Options		Miscellaneous
5200-Slim Body Aluminum, Grade 1		1-6 Adjustable				RH - Right Hand LH - Left Hand (Specify when ordering 5912)		DLY -Delayed Action
			Arm Options					
			HD - Extra Heavy Duty Arm HO - Hold Open Arm HDHO - Extra Heavy Duty Hold Open Arm LA - Long Arm HDHOS - Extra Heavy Duty Hold Open Stop Arm HDHOCS - Extra Heavy Duty Hold Open Cushion Stop Arm HDS - Extra Heavy Duty Stop Arm HDCS - Extra Heavy Duty Cushion Stop Arm HOTA - Hold Open/Stop Track Arm NHOTA - Non Hold Open Stop Track Arm DEHOTA - Double Egress HO Stop Track Arm DENHOTA - Double Egress Non-HO Stop Track Arm PSS - Pull Side Stop Arm PSHOS - Pull Side Hold Open Stop Arm					



Door Controls

HOW TO ORDER

5300	MLT	1-6	DBZ	HOTA	FC	RH	SX1G	DLY
	Mount MLT- Multi-Mount PAR- Parallel Arm Mount TRK- Track Arm Mount		Finish ALM - Sprayed Aluminum BRZ - Sprayed Bronze DBZ - Sprayed Dark Bronze GOL - Sprayed Gold BLK - Sprayed Black		Covers FC - Full Cover PC - Pinion Cap		Fastener Options SX1G - Sex Bolts for 1-3/8" Door SX1N - Sex Bolts for 1-3/4" Door SX2 - Sex Bolts for 2" Door SX2D - Sex Bolts for 2-1/4" Door	
Product Group 5300 - Aluminum, Grade 1		Size 1-6 Adjustable				Handing Options RH - Right Hand LH - Left Hand (Specify when ordering 5912)		Miscellaneous DLY -Delayed Action
			Arm Options HD - Extra Heavy Duty Arm HO - Hold Open Arm HDHO - Extra Heavy Duty Hold Open Arm LA - Long Arm HDHOS - Extra Heavy Duty Hold Open Stop Arm HDHOCS - Extra Heavy Duty Hold Open Cushion Stop Arm HDS - Extra Heavy Duty Stop Arm HDCS - Extra Heavy Duty Cushion Stop Arm HOTA - Hold Open/Stop Track Arm NHOTA - Non Hold Open Stop Track Arm PSS - Pull Side Stop Arm PSHOS - Pull Side Hold Open Stop Arm					





Description	Finish	2022 List	Stock No.	Case Qty.	Box Qty.
5100 Series Grade 1 Adjustable sizes 1-6	ALM	386.22	126470	4	1
	BRZ	386.22	126473		
	DBZ	386.22	126472		
	GOL	386.22	126474		
	BLK	386.22	199292		
	32D	632.97	062640		

ADA (Barrier Free) Door Closers:

Any certified BHMA/ANSI A156.4 door closer, regardless of manufacturer, that is installed and adjusted based on ADA or other reduced opening force requirements may not provide sufficient power to reliably close and latch a door.

If arms are ordered separately, there will be a significant difference in price than if purchased with a closer as a complete assembly. Adders are listed below. Add the list price of the option to the list price of the closer and take standard discounts.

Delayed Action Valve	21.03
Check with factory for pricing and availability of plated products.	POA

Closers with non-standard arms

5100 Series 1-6 Closer, 5106 extra heavy duty arm, plastic cover	ALM	443.60	130952
	BRZ	443.60	130970
	DBZ	443.60	130973
	GOL	443.60	130976
	BLK	443.60	
5100 Series 1-6 Closer, 5107 standard hold open arm, plastic cover	ALM	432.73	126475
	BRZ	432.73	130899
	DBZ	432.73	130947
	GOL	432.73	130951
	BLK	432.73	
5100 Series 1-6 Closer, 5108 extra heavy duty hold open arm, plastic cover (left hand)	ALM	428.51	130956
	BRZ	428.51	149871
	DBZ	428.51	151034
	GOL	428.51	156482
	BLK	428.51	
5100 Series 1-6 Closer, 5108 extra heavy duty hold open arm , plastic cover (right hand)	ALM	428.51	130957
	BRZ	428.51	149872
	DBZ	428.51	151033
	GOL	428.51	156483
	BLK	428.51	
5100 Series 1-6 Closer, 5123 pull side stop arm, plastic cover	ALM	439.56	025181
	DBZ	439.56	025182
5100 Series 1-6 Closer, 5124 pull side hold open stop arm, plastic cover	ALM	463.32	025178
	DBZ	463.32	025171
5100 Series 1-6 Closer, 5125 extra heavy duty stop arm, plastic cover	ALM	443.60	130961
	BRZ	443.60	130972
	DBZ	443.60	130975
	GOL	443.60	130978
	BLK	443.60	
5100 Series 1-6 Closer, 5954 extra heavy duty hold open cushion stop arm, plastic cover	ALM	610.28	130959
	BRZ	610.28	149499
	DBZ	610.28	148985
	GOL	610.28	154060
	BLK	610.28	



Door Controls - 5100 Series

Description	Finish	2022 List	Stock	Case Qty.	Box Qty.
5100 Series 1-6 Closer, 5955 extra heavy cushion stop arm, plastic cover	ALM	554.56	130962		
	BRZ	554.56	151220		
	DBZ	554.56	150847		
	GOL	554.56	155760		
	BLK	554.56			
5100 Series 1-6 Closer, 5961 extra heavy hold open stop arm, plastic cover	ALM	500.62	130958		
	BRZ	500.62	130971		
	DBZ	500.62	130974		
	GOL	500.62	130977		
	BLK	500.62			
5100M16ALMOMOX 5100 Series High Security Package Package Contains: Closer, main arm assembly, parallel arm bracket, standard screw pack, SNB screw pack tamper resistant, torx screw pack and painted metal cover.	ALM	449.18	152114	4	1
5100 Closer w/ Non Hold Open Stop Track Arm	ALM	439.74	166331	10	1
	BRZ	439.74	166352		
	DBZ	439.74	166332		
	GOL	439.74	166353		
	BLK	439.74			
5100 Closer w/ Hold Open Stop Track Arm	ALM	455.95	166337	10	1
	BRZ	455.95	166219		
	DBZ	455.95	166338		
	GOL	455.95	167220		
	BLK	455.95			
5100 Closer w/ Double Egress Non Hold Open Stop Track Arm	ALM	474.84	166344	10	1
	BRZ	474.84	167235		
	DBZ	474.84	166345		
	GOL	474.84	167236		
5100 Closer w/ Double Egress Hold Open Stop Track Arm	ALM	491.06	166348	10	1
	BRZ	491.06	167239		
	DBZ	491.06	166349		
	GOL	491.06	167240		
5101 5100 Series Closer Body Only Adjustable sizes 1-6	ALM	291.89	148803	4	1
	BRZ	291.89	148805		
	DBZ	291.89	148804		
	GOL	291.89	148806		
	BLK	291.89	199347		
	5102 Full Plastic Cover 5100 Series	ALM	20.37	89003	25
BRZ		20.37	88988		
DBZ		20.37	88928		
GOL		20.37	88730		
BLK		20.37	199349		
5103 Main Arm Assembly 5100 Series	ALM	40.39	72038	8	1
	BRZ	40.39	71384		
	DBZ	40.39	71378		
	GOL	40.39	71297		
	BLK	40.39	199350		



Door Controls - 5100 Series



Description	Finish	2022 List	Stock	Case Qty.	Box Qty.
5104 Standard Screw Pack 5100 Series	ALM	11.40	87683	80	1
	BRZ	11.40	87619		
	DBZ	11.40	87607		
	GOL	11.40	87089		
	BLK	11.40	75940		
5106 Extra Heavy Duty Parallel Arm 5100 Series	ALM	110.72	71612	10	1
	BRZ	110.72	71144		
	DBZ	110.72	71129		
	GOL	110.72	71121		
	BLK	110.72	199357		
5107 Standard Hold Open Arm 5100 Series	ALM	86.13	65492	10	1
	BRZ	86.13	65430		
	DBZ	86.13	65429		
	GOL	86.13	65422		
	BLK	86.13	199358		
5108 Extra Heavy Duty Hold Open Arm 5100 Series Specify handing when ordering.	ALM	110.72	72742	10	1
	BRZ	110.72	71054		
	DBZ	110.72	71053		
	GOL	110.72	70883		
	BLK	110.72	-		
5109 Drop Plate - Regular Arm Mount w/ Screws 5100 Series	ALM	47.52	62245	10	1
	BRZ	47.52	62028		
	DBZ	47.52	61745		
	GOL	47.52	61741		
	BLK	47.52	100464		
5110 Drop Plate - Parallel Arm Mount w/ Screws 5100 Series	ALM	47.52	61739	10	1
	BRZ	47.52	61735		
	DBZ	47.52	61726		
	GOL	47.52	61725		
	BLK	47.52	199373		
5111 Extra Heavy Duty Parallel Arm Bracket 5100 Series	ALM	20.37	61676	10	1
	BRZ	20.37	61506		
	DBZ	20.37	61432		
	GOL	20.37	61423		
	BLK	20.37	199374		
5112 Long Rod and Shoe 5100 Series For door reveals between 3" - 5".	ALM	20.37	98370	10	1
	BRZ	20.37	97617		
	DBZ	20.37	95821		
	GOL	20.37	95735		
	BLK	20.37	62264		
5113 Blade Stop Spacer	ALM	30.35	95278	15	1
	BRZ	30.35	95276		
	DBZ	30.35	94728		
	GOL	30.35	94438		
	BLK	30.35	199375		
5114 Drop Plate Low Clearance Top Jamb Mount w/ Screws 5100 Series	ALM	47.52	36332	10	1
	BRZ	47.52	36326		
	DBZ	47.52	36325		
	GOL	47.52	36292		
	BLK	47.52	199376		

1. U/M is each unless otherwise noted.



Door Controls - 5100 Series



5115
Drop Plate
Top Jamb Mount w/ Screws
5100 Series

Description	Finish	2022 List	Stock	Case Qty.	Box Qty.
5115 Drop Plate Top Jamb Mount w/ Screws 5100 Series	ALM	47.52	23471	10	1
	BRZ	47.52	36431		
	DBZ	47.52	36430		
	GOL	47.52	36380		
	BLK	47.52	074966		



5123
Pull Side Stop Arm
5100 Series

5123 Pull Side Stop Arm 5100 Series	ALM	124.74	41000	10	1
	DBZ	124.74	40989		



5124
Pull Side Hold Open Stop Arm
5100 Series

5124 Pull Side Hold Open Stop Arm 5100 Series	ALM	148.50	40986	10	1
	DBZ	148.50	40975		



5125
Extra Heavy Duty Stop Arm
5100 Series
Can be combined with 5950, spring cushion kit.

5125 Extra Heavy Duty Stop Arm 5100 Series Can be combined with 5950, spring cushion kit.	ALM	110.72	120769	10	1
	BRZ	110.72	120770		
	DBZ	110.72	120771		
	GOL	110.72	120772		
	BLK	110.72	199552		



5909
Parallel Arm Bracket
5100 Series

5909 Parallel Arm Bracket 5100 Series	ALM	10.28	63220	20	1
	BRZ	10.28	63101		
	DBZ	10.28	63100		
	GOL	10.28	63078		
	BLK	10.28	084425		



5935
2" Extra Clearance Bracket
5100 Series

5935 2" Extra Clearance Bracket 5100 Series	ALM	26.73	129572	36	6
	BRZ	26.73	129574		
	DBZ	26.73	129575		
	GOL	26.73	129576		
	BLK	26.73	-		



5940
SNB Screw Pack, 1-3/4" Door
5100 Series

5940 SNB Screw Pack, 1-3/4" Door 5100 Series	ALM	11.40	104380	200	1
	BRZ	11.40	104381		
	DBZ	11.40	104382		
	GOL	11.40	104383		
	BLK	11.40	-		



5941
SNB Screw Pack, 1-3/8" Door
5100 Series

5941 SNB Screw Pack, 1-3/8" Door 5100 Series	ALM	11.40	104384	200	1
	BRZ	11.40	104385		
	DBZ	11.40	104386		
	GOL	11.40	104387		
	BLK	11.40	-		



5942
SNB Screw Pack, 2" Door
5100 Series

5942 SNB Screw Pack, 2" Door 5100 Series	ALM	11.40	104388	200	1
	BRZ	11.40	104389		
	DBZ	11.40	104390		
	GOL	11.40	104391		
	BLK	11.40	-		



5943
SNB Screw Pack, 2-1/4" Door
5100 Series

5943 SNB Screw Pack, 2-1/4" Door 5100 Series	ALM	11.40	104392	200	1
	BRZ	11.40	104393		
	DBZ	11.40	104394		
	GOL	11.40	104395		
	BLK	11.40	-		



Door Controls - 5100 Series

	Description	Finish	2022 List	Stock	Case Qty.	Box Qty.
	5946 Tamper Resistant Torx Screwpack Sex Nuts and Bolts for 1-3/4" (44mm) doors 5100 Series Only	ALM	35.05	148410	1000	1
	5950 Spring Cushion Kit 5100/5200/5300 Series	ALM BRZ DBZ GOL BLK	148.62 148.62 148.62 148.62 148.62	118353 120777 120779 120780 199887	10	1
	5954 Extra Heavy Duty Hold Open Cushion Stop Arm 5100 Series Includes 5961 and 5950.	ALM BRZ DBZ GOL BLK	310.60 310.60 310.60 310.60 310.60	118337 118338 118339 118340 -	10	1
	5955 Extra Heavy Duty Cushion Stop Arm 5100 Series Includes 5125 and 5950.	ALM BRZ DBZ GOL BLK	267.30 267.30 267.30 267.30 267.30	118341 118342 118343 118344 -	10	1
	5961 Extra Heavy Duty Hold Open Stop Arm Can be combined with 5950, spring cushion kit.	ALM BRZ DBZ GOL BLK	221.09 221.09 221.09 221.09 221.09	192281 192282 192283 192284 199888	10	1
	5962 5100 Series Plated Metal Cover (Check with factory for availability)	US32D ALM / Painted DBZ / Painted BLK/Painted	246.75 172.74 172.74 172.74	198227 144034 144035 -	25	1
	2-659-0145 Non Hold Open Stop Track Arm 5100 Series	ALM	107.16	72256	10	1
	2-659-0144 Non Hold Open Stop Track Arm 5100 Series	BRZ	107.16	72252		
	2-659-0143 Non Hold Open Stop Track Arm 5100 Series	DBZ	107.16	72249		
	2-659-0142 Non Hold Open Stop Track Arm 5100 Series	GOL	107.16	72246		
	2-659-0137 Hold Open Stop Track Arm 5100 Series	ALM	123.55	190571	10	1
	2-659-0136 Hold Open Stop Track Arm 5100 Series	BRZ	123.55	72215		
	2-659-0135 Hold Open Stop Track Arm 5100 Series	DBZ	123.55	72207		

1. U/M is each unless otherwise noted.



Door Controls - 5100 Series

Description	Finish	Year	Stock	Case Qty.	Box Qty.
2-659-0134 Hold Open Stop Track Arm 5100 Series	GOL	123.55	72196		
 2-659-0203 Double Egress Non Hold Open Stop Track Arm 5100 Series	ALM	153.73	167865	10	1
2-659-0204 Double Egress Non Hold Open Stop Track Arm 5100 Series	BRZ	153.73	167866		
2-659-0205 Double Egress Non Hold Open Stop Track Arm 5100 Series	DBZ	153.73	167867		
 2-659-0206 Double Egress Non Hold Open Stop Track Arm 5100 Series	GOL	153.73	167868		
2-659-0207 Double Egress Hold Open Stop Track Arm 5100 Series	ALM	176.48	167869	10	1
2-659-0208 Double Egress Hold Open Stop Track Arm 5100 Series	BRZ	176.48	167870		
2-659-0209 Double Egress Hold Open Stop Track Arm 5100 Series	DBZ	176.48	167871		
2-659-0210 Double Egress Hold Open Stop Track Arm 5100 Series	GOL	176.48	167873		

Track arms only available in painted finishes shown





Description	Finish	2022 List	Stock	Case Qty.	Box Qty.
5200 Series	ALM	289.75	126476	6	1
Grade 1	BRZ	289.75	126478		
Adjustable sizes 1-6	DBZ	289.75	126477		
	GOL	289.75	126479		
	BLK	289.75	199553		

ADA (Barrier Free) Door Closers:

Any certified BHMA/ANSI A156.4 door closer, regardless of manufacturer, that is installed and adjusted based on ADA or other reduced opening force requirements may not provide sufficient power to reliably close and latch a door.

If arms are ordered separately, there will be a significant difference in price than if purchased with a closer as a complete assembly. Adders are listed below. Add the list price of the option to the list price of the closer and take standard discounts.

Delayed Action Valve

21.03

Check with factory for pricing and availability of plated products.

POA

Closers with non-standard arms

5200 Series 1-6 Closer, 5203 tri-pack arm, slim line plastic cover	ALM	289.75	145551
	BRZ	289.75	166442
	DBZ	289.75	149176
	GOL	289.75	151746
	BLK	289.75	199556
5200 Series 1-6 Closer, 5910 hold open arm, plastic cover	ALM	336.98	145539
	BRZ	336.98	145540
	DBZ	336.98	145541
	GOL	336.98	145542
	BLK	336.98	
5200 Series 1-6 Closer, 5906 extra heavy duty hold open stop arm, plastic cover	ALM	405.94	145552
	BRZ	405.94	145556
	DBZ	405.94	145557
	GOL	405.94	145558
	BLK	405.94	
5200 Series 1-6 Closer, 5907 extra heavy duty stop arm, plastic cover	ALM	348.02	145560
	BRZ	348.02	145561
	DBZ	348.02	145562
	GOL	348.02	145563
	BLK	348.02	
5200 Series 1-6 Closer, 5911 extra heavy duty arm, plastic cover	ALM	367.15	149447
	BRZ	367.15	154453
	DBZ	367.15	148832
	GOL	367.15	155891
	BLK	367.15	
5200 Series 1-6 Closer, 5912 extra heavy duty hold open arm, plastic cover (left hand)	ALM	332.70	148835
	BRZ	332.70	163413
	DBZ	332.70	153689
	GOL	332.70	156741
	BLK	332.70	
5200 Series 1-6 Closer, 5912 extra heavy duty hold open arm, plastic cover (right hand)	ALM	332.70	148839
	BRZ	332.70	163414
	DBZ	332.70	153858
	GOL	332.70	156742
	BLK	332.70	
5200 Series 1-6 Closer, 5926 pull side stop arm, plastic cover	ALM	344.52	025240
	DBZ	344.52	025172



Door Controls - 5200 Series

Description	Finish	2022 List	Stock	Case Qty.	Box Qty.
5200 Series 1-6 Closer, 5927 pull side hold open stop arm, plastic cover	ALM	368.28	025173		
	DBZ	368.28	025174		
5200 Series 1-6 Closer, 5956 extra heavy duty hold open cushion stop arm, plastic cover	ALM	516.72	149802		
	BRZ	516.72	151691		
	DBZ	516.72	149732		
	GOL	516.72	162296		
5200 Series 1-6 Closer, 5957 extra heavy duty cushion stop arm, plastic cover	ALM	468.84	149011		
	BRZ	468.84	162252		
	DBZ	468.84	148977		
	GOL	468.84	162991		
5200 Closer w/ Non Hold Open Stop Track Arm	ALM	345.17	166333	10	1
	BRZ	345.17	166354		
	DBZ	345.17	166334		
	GOL	345.17	167045		
	BLK	345.17			
5200 Closer w/ Hold Open Stop Track Arm	ALM	361.63	166339	10	1
	BRZ	361.63	167223		
	DBZ	361.63	166341		
	GOL	361.63	167224		
	BLK	361.63			
5200 Closer w/ Double Egress Non Hold Open Stop Track Arm	ALM	397.21	166350	10	1
	BRZ	397.21	167241		
	DBZ	397.21	166351		
	GOL	397.21	167242		
5200 Closer w/ Double Egress Hold Open Stop Track Arm	ALM	380.75	166346	10	1
	BRZ	380.75	167237		
	DBZ	380.75	166347		
Description	Finish	2022	Stock	Case Qty.	Box Qty.
5201 5200 Series Closer Body Only Adjustable sizes 1-6	ALM	204.45	148807	6	1
	BRZ	204.45	148809		
	DBZ	204.45	148808		
	GOL	204.45	148810		
	BLK	204.45	199708		
5202 Full Plastic Cover 5200 Series	ALM	20.37	88651	25	1
	BRZ	20.37	88532		
	DBZ	20.37	88355		
	GOL	20.37	88343		
	BLK	20.37	199709		
5203 Main Arm Assembly 5200 Series	ALM	40.39	71694	8	1
	BRZ	40.39	71296		
	DBZ	40.39	70681		
	GOL	40.39	71271		
	BLK	40.39	75941		
5204 Standard Screw Pack 5200 Series	ALM	11.76	72358	80	1
	BRZ	11.76	72236		
	DBZ	11.76	72228		
	GOL	11.76	70684		
	BLK	11.76	75941		



Door Controls - 5200 Series



Description	Finish	2022 List	Stock	Case Qty.	Box Qty.
5900 Parallel Arm Bracket 5200/5300/5400 Series	ALM	10.28	99140	120	1
	BRZ	10.28	99138		
	DBZ	10.28	99135		
	GOL	10.28	99134		
	BLK	10.28	-		
5902 SNB Screw Pack, 1-3/4" Door 5200/5300/5400 Series	ALM	11.76	99129	200	1
	BRZ	11.76	99128		
	DBZ	11.76	99127		
	GOL	11.76	99126		
	BLK	11.76	-		
5903 SNB Screw Pack, 1-3/8" Door 5200/5300/5400 Series	ALM	11.76	99125	200	1
	BRZ	11.76	99124		
	DBZ	11.76	99123		
	GOL	11.76	99122		
	BLK	11.76	-		
5904 SNB Screw Pack, 2" Door 5200/5300/5400 Series	ALM	11.76	99121	200	1
	BRZ	11.76	99118		
	DBZ	11.76	99117		
	GOL	11.76	99116		
	BLK	11.76	-		
5905 SNB Screw Pack, 2-1/4" Door 5200/5300/5400 Series	ALM	11.76	99115	200	1
	BRZ	11.76	99114		
	DBZ	11.76	99113		
	GOL	11.76	99112		
	BLK	11.76	-		
5906 Extra Heavy Duty Hold Open Stop Arm 5200/5300 Series Can be combined with 5950, spring cushion kit.	ALM	221.09	14583	10	1
	BRZ	221.09	14582		
	DBZ	221.09	14578		
	GOL	221.09	14570		
	BLK	221.09	199865		
5907 Extra Heavy Duty Stop Arm 5200/5300 Series Can be combined with 5950, spring cushion kit.	ALM	110.72	14595	10	1
	BRZ	110.72	14591		
	DBZ	110.72	14587		
	GOL	110.72	14586		
	BLK	110.72	199866		
5908 Long Rod and Shoe 5200/5300 Series	ALM	20.37	35989	25	1
	BRZ	20.37	35988		
	DBZ	20.37	35941		
	GOL	20.37	35929		
	BLK	20.37	-		
5910 Standard Hold Open Arm 5200/5300 Series If ordered separately 5914, Rev 1 needed for parallel mount	ALM	88.62	191400	10	1
	BRZ	88.62	191402		
	DBZ	88.62	191401		
	GOL	88.62	191403		
	BLK	88.62	199868		
5911 Extra Heavy Duty Arm 5200/5300 Series	ALM	110.72	73657		
	BRZ	110.72	73656		
	DBZ	110.72	73607		
	GOL	110.72	73487		
	BLK	110.72	199884		

1. U/M is each unless otherwise noted.



Door Controls - 5200 Series



Description	Finish	2022 List	Stock	Case Qty.	Box Qty.
5912 Extra Heavy Duty Hold Open Arm 5200/5300 Series Specify handing when ordering.	ALM	110.72	73446	10	1
	BRZ	110.72	73317		
	DBZ	110.72	73347		
	GOL	110.72	73283		
	BLK	110.72	-		



5913 Blade Stop Spacer 5200/5300/5400 Series	ALM	31.24	73268	15	1
	BRZ	31.24	73244		
	DBZ	31.24	73076		
	GOL	31.24	73074		
	BLK	31.24	068591		



5914 Hold Open Parallel Arm Bracket 5200/5300 Series For standard hold-open arm.	ALM	20.37	171426	60	1
	BRZ	20.37	191431		
	DBZ	20.37	191428		
	GOL	20.37	191432		
	BLK	20.37	71981		



5918 Drop Plate - Top Jamb Narrow Top Rail w/ Mounting Screws 5200 Series For use with slim line or no cover.	ALM	47.52	72262	10	1
	BRZ	47.52	72242		
	DBZ	47.52	72248		
	GOL	47.52	72241		
	BLK	47.52	-		



5919 Pinion Cap 5200 Series	ALM	2.26	72138	20	1
	BRZ	2.26	70989		
	DBZ	2.26	70779		
	GOL	2.26	70765		
	BLK	2.26			



5920 Slim Line Plastic Cover 5200 Series	ALM	20.37	70962	18	1
	BRZ	20.37	70859		
	DBZ	20.37	70987		
	GOL	20.37	70984		
	BLK	20.37	74835		



5921 Drop Plate Narrow Top Rail w/ Mounting Screws 5200 Series For use with full cover.	ALM	47.52	33996	10	1
	BRZ	47.52	33994		
	DBZ	47.52	33980		
	GOL	47.52	33979		
	BLK	47.52	39740		



5922 Drop Plate - Top Jamb Parallel Arm with Mounting Screws 5200 Series For use with slim line or no cover.	ALM	47.52	33957	10	1
	BRZ	47.52	33943		
	DBZ	47.52	33941		
	GOL	47.52	33940		
	BLK	47.52	82349		



5923 Drop Plate Parallel Arm with Mounting Screws 5200 Series For use with full cover.	ALM	47.52	33947	10	1
	BRZ	47.52	33936		
	DBZ	47.52	33934		
	GOL	47.52	33929		
	BLK	47.52	74827		



5926 Pull Side Stop Arm 5200/5300 Series	ALM	124.74	40972	10	1
	DBZ	124.74	40968		



5927 Pull Side Hold Open Stop Arm 5200/5300 Series	ALM	148.50	40969	10	1
	DBZ	148.50	40970		



Door Controls - 5200 Series

	Description	Finish	2022 List	Stock	Case Qty.	Box Qty.
	5932	US32D	201.01	198229	25	1
	Plated Metal Cover	ALM (painted)	201.01	191374		
	(Check with factory for availability) 5200 Series	BLK (painted)	201.01	-		
	5936	ALM	26.73	129577	48	8
	Extra Clearance Bracket	BRZ	26.73	129578		
	5200/5300 Series	DBZ	26.73	129579		
		GOL	26.73	129580		
		BLK	26.73	100387		
	5950	ALM	148.62	118353	10	1
	Spring Cushion Kit	BRZ	148.62	120777		
	5100/5200/5300 Series	DBZ	148.62	120779		
		GOL	148.62	120780		
		BLK	148.62	199887		
	5956	ALM	310.60	118345	10	1
	Extra Heavy Duty Hold Open Cushion Stop Arm	BRZ	310.60	118346		
	5200/5300 Series	DBZ	310.60	118347		
	Includes 5906 and 5950.	GOL	310.60	118348		
		BLK	310.60	084427		
	5957	ALM	267.30	118349	10	1
	Extra Heavy Duty Cushion Stop Arm	BRZ	267.30	118350		
	5200/5300 Series	DBZ	267.30	118351		
	Includes 5907 and 5950.	GOL	267.30	118352		
		BLK	267.30	-		
	2-659-0141	ALM	107.16	198619	10	1
	Non Hold Open Stop Track Arm					
	5200/5300 Series					
	2-659-0140	BRZ	107.16	72247		
Non Hold Open Stop Track Arm						
5200/5300 Series						
	2-659-0139	DBZ	107.16	72238		
Non Hold Open Stop Track Arm						
5200/5300 Series						
	2-659-0138	GOL	107.16	72239		
Non Hold Open Stop Track Arm						
5200/5300 Series						
	2-659-0350	ALM	123.55	72197	10	1
	Hold Open Stop Track Arm					
	5200/5300 Series					
	2-659-0351	BRZ	123.55	72198		
Hold Open Stop Track Arm						
5200/5300 Series						
	2-659-0352	DBZ	123.55	72192		
Hold Open Stop Track Arm						
5200/5300 Series						
	2-659-0353	GOL	123.55	72193		
Hold Open Stop Track Arm						
5200/5300 Series						
	2-659-0211	ALM	153.73	167874	10	1
	Double Egress Non Hold Open Stop Track Arm					
5200 Series						

1. U/M is each unless otherwise noted.



Door Controls - 5200 Series

Description	Finish	2022 List	Stock	Case Qty.	Box Qty.
2-659-0212 Double Egress Non Hold Open Stop Track Arm 5200 Series	BRZ	153.73	167875		
2-659-0213 Double Egress Non Hold Open Stop Track Arm 5200 Series	DBZ	153.73	167876		
2-659-0214 Double Egress Non Hold Open Stop Track Arm 5200 Series	GOL	153.73	167877		
2-659-0215 Double Egress Hold Open Stop Track Arm 5200 Series	ALM	176.48	167878	10	1
2-659-0216 Double Egress Hold Open Stop Track Arm 5200 Series	BRZ	176.48	167879		
2-659-0217 Double Egress Hold Open Stop Track Arm 5200 Series	DBZ	176.48	167880		
2-659-0218 Double Egress Hold Open Stop Track Arm 5200 Series	GOL	176.48	167881		

Track arms only available in painted finishes shown



Door Controls - 5300 Series



Description	Finish	2022 List	Stock	Case Qty.	Box Qty.
5300 Series	ALM	231.54	145672	6	1
Grade 1	BRZ	231.54	145673		
Adjustable sizes 1-6	DBZ	231.54	145674		
	GOL	231.54	145675		
	BLK	231.54	199793		

ADA (Barrier Free) Door Closers:

Any certified BHMA/ANSI A156.4 door closer, regardless of manufacturer, that is installed and adjusted based on ADA or other reduced opening force requirements may not provide sufficient power to reliably close and latch a door.

If arms are ordered separately, there will be a significant difference in price than if purchased with a closer as a complete assembly. Adders are listed below. Add the list price of the option to the list price of the closer and take standard discounts.

Delayed Action Valve

21.03

Check with factory for pricing and availability of plated products.

POA

Closers with non-standard arms

5300 Series 1-6 Closer, 5910 hold open arm, plastic cover	ALM	277.40	145676
	BRZ	277.40	145677
	DBZ	277.40	145678
	GOL	277.40	145679
	BLK	277.40	
5300 Series 1-6 Closer, 5906 extra heavy duty hold open stop arm, plastic cover	ALM	344.34	145681
	BRZ	344.34	145682
	DBZ	344.34	145683
	GOL	344.34	145684
	BLK	344.34	
5300 Series 1-6 Closer, 5907 extra heavy duty stop arm, plastic cover	ALM	288.03	145686
	BRZ	288.03	174460
	DBZ	288.03	145687
	GOL	288.03	164629
	BLK	288.03	
5300 Series 1-6 Closer, 5911 extra heavy duty arm, plastic cover	ALM	288.03	150366
	BRZ	288.03	173792
	DBZ	288.03	152815
	GOL	288.03	-
	BLK	288.03	
5300 Series 1-6 Closer, 5912 extra heavy duty hold open arm, plastic cover (left hand)	ALM	272.29	152972
	BRZ	272.29	-
	DBZ	272.29	154681
	GOL	272.29	-
	BLK	272.29	
5300 Series 1-6 Closer, 5912 extra heavy duty hold open arm, plastic cover (right hand)	ALM	272.29	152973
	BRZ	272.29	-
	DBZ	272.29	154682
	GOL	272.29	-
	BLK	272.29	
5300 Series 1-6 Closer, 5926 pull side stop arm, plastic cover	ALM	285.12	027688
	DBZ	285.12	025167
5300 Series 1-6 Closer, 5927 pull side hold open stop arm, plastic cover	ALM	308.88	026419
	DBZ	308.88	026152



Door Controls - 5300 Series

Description	Finish	2022 List	Stock	Case Qty.	Box Qty.
5300 Series 1-6 Closer, 5956 extra heavy duty hold open cushion stop arm, plastic cover	ALM	452.33	150916		
	BRZ	452.33	171199		
	DBZ	452.33	160007		
	GOL	452.33	-		
	BLK	452.33			

5300 Series 1-6 Closer, 5957 extra heavy duty cushion stop arm, plastic cover	ALM	403.33	149230		
	BRZ	403.33	149807		
	DBZ	403.33	149013		
	GOL	403.33	173080		
	BLK	403.33			

Description	Finish	2022 List	Stock	Case Qty.	Box Qty.
5300 Closer w/ Non Hold Open Stop Track Arm	ALM	285.83	166335	10	1
	BRZ	285.83	167062		
	DBZ	285.83	166336		
	GOL	285.83	167217		
	BLK	285.83			

5300 Closer w/ Hold Open Stop Track Arm	ALM	300.45	166342	10	1
	BRZ	300.45	167225		
	DBZ	300.45	166343		
	GOL	300.45	167234		
	BLK	300.45			

Description	Finish	2022 List	Stock	Case Qty.	Box Qty.
5301 Closer Body Only Adjustable sizes 1-6	ALM	148.98	148811	6	1
	BRZ	148.98	148813		
	DBZ	148.98	148812		
	GOL	148.98	148814		
	BLK	148.98	75827		

5302 Full Plastic Cover 5300 Series	ALM	20.37	88207	25	1
	BRZ	20.37	87873		
	DBZ	20.37	87843		
	GOL	20.37	87785		
	BLK	20.37	78432		

5303 Main Arm Assembly 5300 Series	ALM	40.39	71270	8	1
	BRZ	40.39	71255		
	DBZ	40.39	71254		
	GOL	40.39	71234		
	BLK	40.39	199859		

5304 Standard Screw Pack 5300 Series	ALM	11.76	72356	80	1
	BRZ	11.76	72210		
	DBZ	11.76	72180		
	GOL	11.76	72174		
	BLK	11.76	75942		

5900 Parallel Arm Bracket 5200/5300/5400 Series	ALM	10.28	99140	120	1
	BRZ	10.28	99138		
	DBZ	10.28	99135		
	GOL	10.28	99134		
	BLK	10.28	-		

5901 Pinion Cap 5300/5400 Series	ALM	2.32	99133	200	1
	BRZ	2.32	99132		
	DBZ	2.32	99131		
	GOL	2.32	99130		1
	BLK	2.32	-		



Door Controls - 5300 Series

	Description	Finish	2022 List	Stock	Case Qty.	Box Qty.
	5902 SNB Screw Pack, 1-3/4" Door 5200/5300/5400 Series	BRZ	11.76	99128		
		DBZ	11.76	99127		
		GOL	11.76	99126		
		BLK	11.76	-		
	5903 SNB Screw Pack, 1-3/8" 5200/5300/5400 Series	ALM	11.76	99125	200	1
		BRZ	11.76	99124		
		DBZ	11.76	99123		
		GOL	11.76	99122		
	5904 SNB Screw Pack, 2" Door 5200/5300/5400 Series	ALM	11.76	99121	200	1
		BRZ	11.76	99118		
		DBZ	11.76	99117		
		GOL	11.76	99116		
	5905 SNB Screw Pack, 2-1/4" Door 5200/5300/5400 Series	ALM	11.76	99115	200	1
		BRZ	11.76	99114		
		DBZ	11.76	99113		
		GOL	11.76	99112		
	5906 Extra Heavy Duty Hold Open Stop Arm 5200/5300 Series Can be combined with 5950, spring cushion kit.	ALM	221.09	14583	10	1
		BRZ	221.09	14582		
		DBZ	221.09	14578		
		GOL	221.09	14570		
	5907 Extra Heavy Duty Stop Arm 5200/5300 Series Can be combined with 5950, spring cushion kit.	ALM	110.72	14595	10	1
		BRZ	110.72	14591		
		DBZ	110.72	14587		
		GOL	110.72	14586		
	5908 Long Rod and Shoe 5200/5300 Series	ALM	20.37	35989	25	1
		BRZ	20.37	35988		
		DBZ	20.37	35941		
		GOL	20.37	35929		
	5910 Standard Hold Open Arm 5200/5300 Series If ordered separately 5914, Rev 1 needed for parallel mount.	ALM	88.62	191400		
		BRZ	88.62	191402		
		DBZ	88.62	191401		
		GOL	88.62	191403		
	5911 Extra Heavy Duty Arm 5200/5300 Series	ALM	110.72	73657	10	1
		BRZ	110.72	73656		
		DBZ	110.72	73607		
		GOL	110.72	73487		
	5912 Extra Heavy Duty Hold Open Arm 5200/5300 Series Specify handing when ordering.	ALM	110.72	73446	10	1
		BRZ	110.72	73317		
		DBZ	110.72	73347		
		GOL	110.72	73283		
		BLK	110.72	-		

1. U/M is each unless otherwise noted.



Door Controls - 5300 Series



Description	Finish	2022 List	Stock	Case Qty.	Box Qty.
5913 Blade Stop Spacer 5200/5300/5400 Series	ALM	31.24	73268	15	1
	BRZ	31.24	73244		
	DBZ	31.24	73076		
	GOL	31.24	73074		
	BLK	31.24	68591		



5914 Hold Open Parallel Arm Bracket 5200/5300 Series For standard hold-open arm.	ALM	20.37	191426	60	1
	BRZ	20.37	191431		
	DBZ	20.37	191428		
	GOL	20.37	191432		
	BLK	20.37	71981		



5915 Drop Plate - OH Holder Narrow Rail w/ Mounting Screws 5300 Series For use with full cover.	ALM	47.52	72754	10	1
	BRZ	47.52	72741		
	DBZ	47.52	72750		
	GOL	47.52	72673		
	BLK	47.52	133059		



5916 Drop Plate - Narrow Rail Parallel Arm Cover w/ Mounting Screws 5300 Series For use with full cover.	ALM	47.52	72669	10	1
	BRZ	47.52	72500		
	DBZ	47.52	72509		
	GOL	47.52	72468		
	BLK	47.52	100600		



5917 Drop Plate - Low Clearance Overhead Holder w/ Mounting Screws 5300 Series For use with no cover.	ALM	47.52	72410	10	1
	BRZ	47.52	72281		
	DBZ	47.52	72372		
	GOL	47.52	72264		
	BLK	47.52	100599		



5926 Pull Side Stop Arm 5200/5300 Series	ALM	124.74	40972	10	1
	DBZ	124.74	40968		



5927 Pull Side Hold Open Stop Arm 5200/5300 Series	ALM	148.50	40969	10	1
	DBZ	148.50	40970		



5936 Extra Clearance Bracket 5200/5300 Series	ALM	26.73	129577	48	1
	BRZ	26.73	129578		
	DBZ	26.73	129579		
	GOL	26.73	129580		
	BLK	26.73	100387		



5950 Spring Cushion Kit (sold separately) 5100/5200/5300 Series	ALM	148.62	118353	10	1
	BRZ	148.62	120777		
	DBZ	148.62	120779		
	GOL	148.62	120780		



5956 Extra Heavy Duty Hold Open Cushion Stop Arm 5200/5300 Series Includes 5906 and 5950.	ALM	310.60	118345	10	1
	BRZ	310.60	118346		
	DBZ	310.60	118347		
	GOL	310.60	118348		
	BLK	310.60	084427		



Door Controls - 5300 Series



Description	Finish	2022 List	Stock	Case Qty.	Box Qty.
5957 Extra Heavy Duty Cushion Stop Arm 5200/5300 Series Includes 5907 and 5950.	ALM	267.30	118349	10	1
	BRZ	267.30	118350		
	DBZ	267.30	118351		
	GOL	267.30	118352		
	BLK	267.30	-		
2-659-0141 Non Hold Open Stop Track Arm 5200/5300 Series	ALM	107.16	198619	10	1
	BRZ	107.16	72247		
2-659-0140 Non Hold Open Stop Track Arm 5200/5300 Series	BRZ	107.16	72247		
	DBZ	107.16	72238		
2-659-0139 Non Hold Open Stop Track Arm 5200/5300 Series	DBZ	107.16	72238		
	GOL	107.16	72239		
2-659-0138 Non Hold Open Stop Track Arm 5200/5300 Series	GOL	107.16	72239		
	ALM	123.55	72197	10	1
2-659-0350 Hold Open Stop Track Arm 5200/5300 Series	ALM	123.55	72197	10	1
	BRZ	123.55	72198		
2-659-0351 Hold Open Stop Track Arm 5200/5300 Series	BRZ	123.55	72198		
	DBZ	123.55	72192		
2-659-0352 Hold Open Stop Track Arm 5200/5300 Series	DBZ	123.55	72192		
	GOL	123.55	72193		
2-659-0353 Hold Open Stop Track Arm 5200/5300 Series	GOL	123.55	72193		

Track arms only available in painted finishes shown

1. U/M is each unless otherwise noted.



Door Controls - 5400 Series



Description	Finish	2022 List	Stock	Case Qty.	Box Qty.
5400 Series	ALM	142.92	85450	6	1
Grade 2	DBZ	142.92	85449		
Size 2 - 5	BLK	142.92	36779		
5400 Series Adders:		19.60			
Optional backcheck available (add to list price)					
5401	ALM	109.95	67779	6	1
5400 Series Closer Body Only	DBZ	109.95	76407		
Size 2 - 5	BLK	109.95	76416		
5402	ALM	20.37	77881		
Plastic Cover	DBZ	20.37	77819		
5400 Series					
5403	ALM	36.06	71659	8	1
Main Arm Assembly	DBZ	36.06	71218		
5400 Series	BLK	36.06	-		
5404	ALM	11.17	72336	80	1
Standard Screw Pack	DBZ	11.17	72171		
5400 Series	BLK	11.17	-		



Door Controls - 5400 Series






Description	Finish	2022 List	Stock	Case Qty.	Box Qty.
5900 Parallel Arm Bracket 5200/5300/5400 Series	ALM	10.28	99140	120	1
	DBZ	10.28	99135		
	BLK	10.28	-		
5924 Pinion Cap 5400 Series	ALM	2.32	006089	200	1
	DBZ	2.32	006090		
	BLK	2.32	-		
5902 SNB Screw Pack, 1-3/4" Door 5200/5300/5400 Series	ALM	11.76	9129	200	1
	DBZ	11.76	9127		
	BLK	11.76	-		
5903 SNB Screw Pack, 1-3/8" Door 5200/5300/5400 Series	ALM	11.76	99125	200	1
	DBZ	11.76	99123		
	BLK	11.76	-		
5904 SNB Screw Pack, 2" Door 5200/5300/5400 Series	ALM	11.76	99121	200	1
	DBZ	11.76	99117		
	BLK	11.76	-		
5905 SNB Screw Pack, 2-1/4" Door 5200/5300/5400 Series	ALM	11.76	99115	200	1
	DBZ	11.76	99113		
	BLK	11.76	-		
5913 Blade Stop Spacer 5200/5300/5400 Series	ALM	31.24	73268	15	1
	DBZ	31.24	73076		
	BLK	31.24	-		

1. U/M is each unless otherwise noted.



Door Controls - Electromagnetic Holders

	Description	Voltage	Finish	2022 List	Stock	Case Qty.	Box Qty.	
	380F Electromagnetic Door Holder Flush Mount	12 & 24	US3	309.30	122598	25	1	
			L2	309.30	113307			
			LS	309.30	107216			
		24 & 120	US3	309.30	-			
			L2	309.30	143678			
			LS	309.30	107443			
		24 & 220	US3	309.30	142090			
			L2	309.30	-			
			LS	309.30	124474			
	380G Electromagnetic Door Holder Floor Mount (Single Door)	12 & 24	US3	467.83	133360	18	1	
			L2	467.83	-			
			LS	467.83	133362			
		24 & 120	US3	467.83	-			
			L2	467.83	-			
			LS	467.83	111432			
		24 & 220	US3	467.83	-			
			L2	467.83	122342			
			LS	467.83	139500			
	380H Electromagnetic Door Holder Floor Mount (Double Door)	12 & 24	US3	547.13	-	6	1	
			L2	547.13	-			
			LS	547.13	-			
		24 & 120	US3	547.13	-			
			L2	547.13	-			
			LS	547.13	114881			
		24 & 220	US3	547.13	-			
			L2	547.13	-			
			LS	547.13	-			
	380R Electromagnetic Door Holder Recessed Mount	12 & 24	US3	309.30	129952	25	1	
			L2	309.30	130390			
			LS	309.30	107442			
		24 & 120	US3	309.30	-			
			L2	309.30	-			
			LS	309.30	107446			
		24 & 220	US3	309.30	-			
			L2	309.30	-			
			LS	309.30	141037			
	380S Electromagnetic Door Holder Surface Mount	12 & 24	US3	340.96	114503	25	1	
			L2	340.96	113961			
			LS	340.96	107441			
		24 & 120	US3	340.96	120377			
			L2	340.96	116868			
			LS	340.96	107444			
		24 & 220	US3	340.96	-			
			L2	340.96	139499			
			LS	340.96	-			




Door Controls - Electromagnetic Holders



Description	Size	Finish	2022 List	Stock	Case Qty.	Box Qty.
381A Adjustable Extension Rods	1-1/2"	US3	25.54	107528	25	1
		L2	25.54	107529		
		LS	25.54	107527		
	2"	US3	27.03	107532		
		L2	27.03	107533		
		LS	27.03	107530		
	4"	US3	30.12	107535		
		L2	30.12	107536		
		LS	30.12	107534		



381B Surface Back Box	4"	US3	47.58	107547	50	1
		L2	47.58	107548		
		LS	47.58	107545		



381C Catch Disc	2"	US3	31.84	107550	25	1
		L2	31.84	107551		
		LS	31.84	107549		



381E Extension Rods	1/2"	US3	20.73	107450	25	1
		L2	20.73	107451		
		LS	20.73	107449		
	1"	US3	22.33	107453		
		L2	22.33	107452		
		LS	22.33	107455		
	1-1/2"	US3	23.88	107458		
		L2	23.88	107460		
		LS	23.88	107457		
	2"	US3	25.54	107467		
		L2	25.54	107468		
		LS	25.54	107462		
	3"	US3	27.03	107489		
		L2	27.03	107490		
		LS	27.03	107488		
	4"	US3	28.57	107492		
		L2	28.57	107493		
		LS	28.57	107491		



381H Hardware Package	-	-	27.03	165884	25	1
---------------------------------	---	---	-------	--------	----	---



381S Catch Plate Assembly	US3	79.30	107543	50	1
	L2	79.30	107544		
	LS	79.30	107542		



Door Controls - Electromagnetic Holders



Description	Voltage	Finish	2022 List	Stock	Case Qty.	Box Qty.
381W Extension Wrenches (2 pcs.)		-	6.36	107552	25	1



Door Controls - Overhead Door Holders and Stops



Description	Material	Finish	2022 List	Stock	Case Qty.	Box Qty.
6015 Series						
Medium Duty Surface Mount						
Grade 2						
Friction	Stainless steel	US32D/630	202.14	140725	6	1
Size 1	Steel	US10B/640	202.14	140826		
20" - 33" Door Opening		ALM/powder coated	148.32	140886		
Friction	Stainless steel	US32D/630	202.14	140726		
Size 2	Steel	US10B/640	202.14	140827	6	1
33" - 51" Door Opening		ALM/powder coated	148.32	140887		

6015 Series						
Medium Duty Concealed Mount						
Grade 2						
Friction	Stainless steel	US32D/630	202.14	140731	6	1
Size 1	Steel	US10B/640	202.14	140832		
18" - 33" Door Opening		ALM/powder coated	148.32	140892		
Friction	Stainless steel	US32D/630	202.14	140732	6	1
Size 2	Steel	US10B/640	202.14	140833		
33" - 51" Door Opening		ALM/powder coated	148.32	140893		



6016 Series						
Medium Duty Surface Mount						
Grade 2						
Stop ONLY	Stainless steel	US32D/630	202.14	140720	6	1
Size 1	Steel	US10B/640	202.14	140822		
20" - 33" Door Opening		ALM/powder coated	148.32	140882		
Stop ONLY	Stainless steel	US32D/630	202.14	140721	6	1
Size 2	Steel	US10B/640	202.14	140823		
33" - 51" Door Opening		ALM/powder coated	148.32	140883		

6016 Series						
Medium Duty Concealed Mount						
Grade 2						
Stop ONLY	Stainless steel	US32D/630	202.14	140727	6	1
Size 1	Steel	US10B/640	202.14	140828		
18" - 33" Door Opening		ALM/powder coated	148.32	140888		
Stop ONLY	Stainless steel	US32D/630	202.14	140728	6	1
Size 2	Steel	US10B/640	202.14	140829		
33" - 51" Door Opening		ALM/powder coated	148.32	140889		

1. U/M is each unless otherwise noted.



Door Controls - Overhead Door Holders and Stops



Description	Material	Finish	2022 List	Stock	Case Qty.	Box Qty.
6017 Series						
Medium Duty Surface Mount						
Grade 2						
Hold Open	Stainless steel	US32D/630	202.14	140722	6	1
Size 1	Steel	US10B/640	202.14	140824		
20" - 33" Door Opening		ALM/powder coated	148.32	140884		
Hold Open	Stainless steel	US32D/630	202.14	140723	6	1
Size 2	Steel	US10B/640	202.14	140825		
33" - 51" Door Opening		ALM/powder coated	148.32	140885		
6017 Series						
Medium Duty Concealed Mount						
Grade 2						
Hold Open	Stainless steel	US32D/630	202.14	140729	6	1
Size 1	Steel	US10B/640	202.14	140830		
18" - 33" Door Opening		ALM/powder coated	148.32	140890		
Hold Open	Stainless steel	US32D/630	202.14	140730	6	1
Size 2	Steel	US10B/640	202.14	140831		
33" - 51" Door Opening		ALM/powder coated	148.32	140891		
6000 Series Accessories						
Surface Mounted End Cap and Spring Replacement Kit	2-659-0101	US26D	16.28	141691		
	2-659-0102	US10B	16.28	141692		
	2-659-0103	US3	16.28	141693		
6000 Series Accessories						
Concealed Mounted End Cap and Spring Replacement Kit	2-659-0104	-	16.28	141695		
6000 Series Accessories						
Hold Open Replacement Kit	2-659-0105	-	24.35	141696		
6000 Series Accessories						
Friction Replacement Kit	2-659-0106	-	24.35	141697		
6000 Series Screwpacks						
Standard screwpack includes machine screws, wood screws, sex nuts & bolts for 1-3/4" doors, arm set screws, Allen wrench, for both concealed and surface mounted	2-659-0098	US26D	12.24	141688		
	2-659-0099	US10B	12.24	141689		
6000 Series Screwpacks						
SNB screwpack includes sex nuts and bolts for 1-3/8" doors	2-659-0107	US26D	9.56	141698		
	2-659-0108	US10B	9.56	141699		
6000 Series Screwpacks						
SNB screwpack includes sex nuts and bolts for 2" doors	2-659-0110	US26D	9.56	141701		
	2-659-0111	US10B	9.56	141702		
6000 Series Screwpacks						
SNB screwpack includes sex nuts and bolts for 2-1/4" doors	2-659-0113	US26D	9.56	141704		
	2-659-0114	US10B	9.56	141705		



Door Controls - Overhead Door Holders and Stops



Description	Material	Finish	2022 List	Stock	Case Qty.	Box Qty.
7015 Series						
Heavy Duty Surface Mount						
Grade 1						
Friction	Stainless steel	US32D/630	384.08	140712	6	1
Size 1	Steel	US10B/640	384.08	140814		
24" - 40" Door Frame Opening						
Friction	Stainless steel	US32D/630	384.08	140713	6	1
Size 2	Steel	US10B/640	384.08	140815		
41" - 55" Door Opening						

7015 Series
Heavy Duty Concealed Mount
Grade 1

Friction	Stainless steel	US32D/630	311.69	10510	10	1
Size 3	Steel	US10B/640	264.41	10532		
27" < 30" Door Frame Opening						
Friction	Stainless steel	US32D/630	324.76	10412	10	1
Size 4	Steel	US10B/640	276.90	10511		
30" < 36" Door Frame Opening						
Friction	Stainless steel	US32D/630	351.37	10513	10	1
Size 5	Steel	US10B/640	301.03	10512		
36" < 40" Door Frame Opening						
Friction	Stainless steel	US32D/630	380.86	10507	10	1
Size 6	Steel	US10B/640	315.75	10514		
40" < 44" Door Frame Opening						
Friction	Stainless steel	US32D/630	395.99	10503	10	1
Size 7	Steel	US10B/640	327.23	10508		
44" < 52" Door Frame Opening						



7016 Series
Heavy Duty Surface Mount
Grade 1

Stop ONLY	Stainless steel	US32D/630	384.08	140680	6	1
Size 1	Steel	US10B/640	384.08	140805		
24" - 40" Door Frame Opening						
Stop ONLY	Stainless steel	US32D/630	384.08	140701	6	1
Size 2	Steel	US10B/640	384.08	140807		
41" - 55" Door Frame Opening						



7016 Series
Heavy Duty Concealed Mount
Grade 1


Stop ONLY	Stainless steel	US32D/630	289.14	10488	10	1
Size 3	Steel	US10B/640	242.93	10491		
27" < 30" Door Frame Opening						
Stop ONLY	Stainless steel	US32D/630	302.27	10481	10	1
Size 4	Steel	US10B/640	254.34	10483		
30" < 36" Door Frame Opening						
Stop ONLY	Stainless steel	US32D/630	328.88	10476	10	1
Size 5	Steel	US10B/640	278.55	10475		
36" < 40" Door Frame Opening						
Stop ONLY	Stainless steel	US32D/630	358.31	10469	10	1
Size 6	Steel	US10B/640	293.26	10472		
40" < 44" Door Frame Opening						
Stop ONLY	Stainless steel	US32D/630	373.51	10465	10	1
Size 7	Steel	US10B/640	304.75	10470		
44" < 52" Door Frame Opening						



Door Controls - Overhead Door Holders and Stops



Description	Material	Finish	2022 List	Stoc k	Case Qty.	Box Qty.
7017 Series						
Heavy Duty Surface Mount						
Grade 1						
Hold Open						
Size 1	Stainless steel	US32D/630	384.08	140710	6	1
24" - 40" Door Frame Opening	Steel	US10B/640	384.08	140810		
<hr/>						
Hold Open						
Size 2	Stainless steel	US32D/630	384.08	140711	6	1
41" - 55" Door Frame Opening	Steel	US10B/640	384.08	140813		
<hr/>						
7017 Series						
Heavy Duty Concealed Mount						
Grade 1						
Hold Open						
Size 3	Stainless steel	US32D/630	328.47	10448	10	1
27" - 30" Door Frame Opening	Steel	US10B/640	282.60	10460		
<hr/>						
Hold Open						
Size 4	Stainless steel	US32D/630	341.95	10443	10	1
30" - 36" Door Frame Opening	Steel	US10B/640	293.68	10442		
<hr/>						
Hold Open						
Size 5	Stainless steel	US32D/630	368.14	10432	10	1
36" < 40" Door Frame Opening	Steel	US10B/640	317.81	10439		
<hr/>						
Hold Open						
Size 6	Stainless steel	US32D/630	398.05	10428	10	1
40" < 44" Door Frame Opening	Steel	US10B/640	332.52	10427		
<hr/>						
Hold Open						
Size 7	Stainless steel	US32D/630	413.18	10421	10	1
44" < 52" Door Frame Opening	Steel	US10B/640	344.42	10420		
<hr/>						
7000 Series Accessories						
Surface Mounted End Cap and Spring Replacement Kit	2-659-0119	US26D	22.28	141711		
	2-659-0120	US10B	22.28	141712		
<hr/>						
7000 Series Accessories						
Concealed Mounted End Cap and Spring Replacement Kit	2-659-0122	-	22.28	141714		
<hr/>						
7000 Series Accessories						
Hold Open Replacement Kit	2-659-0123	-	26.97	141715		
<hr/>						
7000 Series Accessories						
Friction Replacement Kit	2-659-0124	-	26.97	141716		



Door Controls - Overhead Door Holders and Stops



Description	Material	Finish	2022 List	Stock	Case Qty.	Box Qty.
7000 Series Screwpacks Standard screwpack includes machine screws, wood screws, sex nuts & bolts for 1-3/4" doors, arm set screws, Allen wrench, for both concealed and surface mounted	2-659-0116 2-659-0117	US26D US10B	18.59 18.59	141707 141708		
7000 Series Screwpacks SNB screwpack includes sex nuts and bolts for 1-3/8" doors	2-659-0125 2-659-0126	US26D US10B	13.48 13.48	141717 141718		
7000 Series Screwpacks SNB screwpack includes sex nuts and bolts for 2" doors	2-659-0128 2-659-0129	US26D US10B	13.48 13.48	141720 141721		
7000 Series Screwpacks SNB screwpack includes sex nuts and bolts for 2-1/4" doors	2-659-0131 2-659-0132	US26D US10B	13.48 13.48	141723 141724		



TABLE OF CONTENTS

A

Actuators17-19

Adjustable Angle Bracket (2941/2942)6

Angle Brackets (2950 Series)9

Armature Mounting Plates (2950 Series)..... 7-8

Arm Assemblies (8300 Series) 16

Arm Assemblies (8400 Series) 13

B

Battery Backup (8300 Series) 15

Bollard Posts 19

C

Concealed Magnetic Contact 11

Coordinator Mounting Bracket (2950 Series)8

Covers (8400 Series)13-14

D

Delayed Egress Magnetic Lock.....9-10

Door Prop Alarms.....3

Drop Plates (8400 Series) 13

E

Egress Sensors.....11

Electric Strikes 5-6

Emergency Door Release.....11

Exit Switches 10

F

Filler Bars (2941/2942 Series)6

Filler Bars (2950 Series)8

G

Gang Boxes 11

Glass Door Kits (2941/2942)6

Glass Door Kits (2950 Series)7

H

Handheld Programmer (8300 Series) 16

K

Key Switch.....3

Keypads4

L

8300 Series Low Energy Power Operators15-16

8400 Series Low Energy Power Operators12-14

M

Magnetic Locks (2941/2942 Series).....6

Magnetic Locks (2950 Series) 7-9

Magnetic Shear Locks (2961/2965)9

Magnetic Switches 11

O

On-Board Power Supply (8400 Series) 14

Outdoor Shrouds 4,11

P

Power Supply 3-4

Power Transfers 11

Pressure Sense Bars 10

Proximity Cards & Keys... 4-5

Pedestrian Presence Sensors 20

R

Relay & Door Sequencer 20

Relay Board (8400 Series) 14

S

Spacer Brackets (2950 Series)7

Spindles (8300 Series) 16

Spindles (8400 Series) 13

T

Top Jamb Kits (2941/2942)6

Top Jamb Kits (2950 Series)7

U

Universal Brackets (2950 Series)7

Underdesk Switch 11

W

Wireless Receiver 20

Wireless Transmitters 20



Electrified Products

Cancellation Notification

Cancellation for made-to-order items must be communicated within 48 hours of order placement.






Description	Finish	2022 List	Stock No.	Case Qty.
29KS ASD Key switch - Alternate, SPDT	US32D	133.29	156361	12
29KS MSD Key switch - Momentary, SPDT	US32D	133.29	156367	12
29KS ADD Key switch - Alternate, DPDT	US32D	154.39	156366	12
29KS MDD Key switch - Momentary, DPDT	US32D	147.40	156369	12
Options: Red LED \$29.77 list price adder Green LED \$29.77list price adder 2 LED's \$37.17 list price adder				
29EA NS Door Prop Alarm, Single Gang Mount, No Key Switch		382.19	199478	
29EA KS Door Prop Alarm, Double Gang Mount, Key Switch		538.59	199474	
29EA MKNC Door Prop Alarm, Double Gang Mount, Mortise Cylinder Switch		486.40	199473	
2901 For use with 4500 Series electric latch retraction battery back up option available		773.58	114909	
2902 For use with 4500 Series electric latch retraction in a day/night mode of operation, battery backup option available		853.78	114990	
2903 Provides 24 volt DC power for Fail Safe or Fail Secure locking devices and interface with building alarm controls, card readers, keypads, and other door controls.		666.73	114455	
2904 Provides 24 volt DC power and control for opening with an electrified locking device and automatic door operator		706.77	136899	
2908 Provides up to 1 amp of 12 or 24 volt DC power for all Hager Electrified Products except (ELR)		460.96	149931	1
2909 Provides up to 2 amps of 12 or 24 volt DC power for all Hager Electrified Products		702.80	177262	



Electrified Products



Description	Finish	2022 List	Stock No.	Case Qty.
2910 Provides up to 4 amps of 12 or 24 volt DC power for all Hager Electrified Products		1,186.65	198523	
2911 Provides up to 6 amps of 12 or 24 volt DC power for all Hager Electrified Products		1,385.35	198524	
2-679-0661 5 Amp hour battery backup for use with 2908 & 2909		61.77	153208	
2-679-0662 12 VDC output regulator module for use with 2908 & 2909		79.21	159033	
2-679-0664 Universal Relay Module for use with 2908 & 2909		152.12	156812	
2-679-0703 Electric Retraction Sequencer for use with 2908 & 2909		229.88	177267	
2-679-0704 Access Control Module for use with 2908 & 2909		251.23	177263	
2-679-0705 16 AMP Power Booster for use with 2909 only		229.88	177264	
2-679-0706 Power Supply Remote Monitoring Module for use with 2908 & 2909		334.02	177266	
2-679-0708 Underdesk Push Switch		144.82	176289	
2915 Heavy Duty Keypad - Indoor 500 users, 4-6 digit PIN codes 12/24V AC/DC	US3	315.37	150749	12
	US4	315.37	150750	
	US10B	315.37	150751	
	US26	315.37	150752	
	US32D	327.05	149619	
2916 Heavy Duty Keypad - Outdoor 500 users, 4-6 digit PIN Codes 12/24V AC/DC	32D	320.68	173204	8
2916P Heavy Duty Keypad / Prox-Outdoor 500 users, 4-6 digit PIN codes 12/24V AC/DC	32D	881.68	189700	8
2-679-0669 Shroud Cover	-	206.21	176541	
2-679-0700 Surface Mount Box	-	41.46	172698	
2-679-0021 HID ProxCard II, 25 Cards	-	245.56	149627	
2-679-0022 HID ProxCard II, 100 Cards	-	981.99	153893	





Description	Finish	2022 List	Stock No.	Case Qty.
2-679-0023 HID ProxKey, 10 Key fobs	-	196.45	150753	
2-679-0024 HID ProxKey, 100 Key fobs Note: Prox cards and keys cannot be broken into smaller quantities	-	1,963.91	153894	
2925 Electric Strike - 5/8" Latch Field Reversible Failsafe/Failsecure 12/24VDC 4-7/8" Sq Corner Stainless Steel Faceplate	US32D	176.02	149637	8
2928 SC Electric Strike - 1/2" to 3/4" latch Failsafe/Failsecure 12/24V AC/DC 4-7/8" Sq Corner Stainless Steel Faceplate	US32D	273.58	149638	8
2928 RC Electric Strike - 1/2" to 3/4" latch Failsafe/Failsecure 12/24V AC/DC 4-7/8" Radius Corner Faceplate	ALM	238.57	150333	8
2928 6R Electric Strike - 1/2" to 3/4" latch Failsafe/Failsecure 12/24V AC/DC 6-7/8" Radius Corner Faceplate	ALM	245.56	154920	8
2928 7R Electric Strike - 1/2" to 3/4" latch Failsafe/Failsecure 12/24V AC/DC 7-15/16" Radius Corner Faceplate	ALM	252.55	173212	8
Options: Keeper open/closed status \$66.94 list price adder Note: Additional finishes available for 2928. Inquire with Hager Customer Service for pricing.				
2930 CYL Electric Strike - Cylindrical lock Dual Voltage 12/24VDC ANSI/BHMA A156.31 Grade 1 UL Listed 3-hour fire rated Non-handed	US4 US10 US10B US26 US26D US32D	708.47 708.47 708.47 708.47 708.47 734.71	175715 156216 160255 175075 149642 149641	12
2930 MOR Electric Strike - Mortise lock Dual Voltage 12/24VDC ANSI/BHMA A156.31 Grade 1 UL Listed 3-hour fire rated Non-handed	US4 US10 US10B US26 US26D US32D	736.49 736.49 736.49 736.49 736.49 763.77	167282 160328 163253 149646 149645	12



Electrified Products

Description	Finish	2022 List	Stock No.	Case Qty.
2930 MDB	US4	771.56		12
Electric Strike - Mortise lock w/ Deadbolt	US10	771.56	175970	
Dual Voltage 12/24VDC	US10B	771.56	176007	
ANSI/BHMA A156.31 Grade 1	US26	771.56		
UL Listed 3-hour fire rated	US26D	771.56	149649	
Non-handed	US32D	800.14	149648	
Options:				
Latchbolt Monitor (LBM)		\$97.44 list price adder		
Door secure monitor (DSM)		\$200.83 list price adder		
Deadbolt monitor - (DBM) LH		\$104.12 list price adder		
Deadbolt monitor - (DBM) RH		\$104.12 list price adder		
2-679-0028	-	55.60	153474	12
Buzzer 12/24V AC/DC operation for 2925/2928/2930				
2-679-0029	-	30.92	155676	12
Rectifier for AC operation for 2925/2928/2930				
2941 Magnetic Lock	ALM	315.70	55407	4
600 lb. holding force				
12/24VDC, field selectable				
2942 Magnetic Lock	ALM	378.85	55408	4
1200 lb. holding force				
12/24VDC, field selectable				





Description	Finish	2022 List	Stock No.	Case Qty.
2951 Magnetic Lock 1,650 lb. holding force Surface mount - single 12/24VDC	ALM	674.65	149701	2
	DBZ	769.10	153513	2
2952 Magnetic Lock 1,650 lb. holding force Surface mount - double 12/24VDC	ALM	1,311.67	152042	2
	DBZ	1,495.30	153528	2
2953 Magnetic Lock 1,200 lb. holding force Surface mount - single 12/24VDC	ALM	610.31	149707	2
	DBZ	695.75	153533	2
2954 Magnetic Lock 1,200 lb. holding force Surface mount - double 12/24VDC	ALM	1,234.54	152043	2
	DBZ	1,407.37	153538	2
Options: Adjustable timer input (TIME) \$101.12 (2-679-0109) Door Position Sensor (DPS) \$63.54 (2-679-0110)* Magnetic Bond Sensor (MBS) \$95.30 (2-679-0111)* Anti Tamper Switch (ATS) \$77.48 (2-679-0112)				
Note: Additional finishes available for 2951, 2952, 2953, 2954. Inquire with Hager Customer Service for pricing. * Must order two for use with the 2952 or 2954				



2-679-0120 Top jamb kit 2951/2953	ALM	150.17	149709	4
2-679-0121 Top jamb kit 2951/2953	DBZ	273.58		4
2-679-0130 Top jamb kit 2952/2954	ALM	301.66	153861	4
2-679-0131 Top jamb kit 2952/2954	DBZ	548.54		4



2-679-0160 Glass door kit 2951/2953 *Order 2 ea. for double door	ALM	277.80	168468	8
2-679-0161 Glass door kit 2951/2953 *Order 2 ea. for double door	DBZ	401.27		8



2-679-0180 Universal Bracket for 2951/2953	ALM	98.29	149710	12
2-679-0181 Universal Bracket for 2951/2953	DBZ	144.50		12
2-679-0190 Universal Bracket for 2952/2954	ALM	196.45	161684	9
2-679-0191 Universal Bracket for 2952/2954	DBZ	289.00	167699	9

Electrified Products



Description	Finish	2022 List	Stock No.	Case Qty.
2-679-0200 Spacer Bracket for 2951/2953	ALM	138.96	153684	12



2-679-0201 Spacer Bracket for 2952/2954	ALM	172.58	161686	9
2-679-0204 Armature mounting plate	-	92.62	167666	3
2-679-0205 Armature mounting platem w/sensor		154.39	-	3

Note: Additional finishes available on many of the 2950 magnetic lock series accessories. Inquire with Hager Customer Service for pricing.



2-679-0210 Coordinator mounting bracket for 2951/2953	ALM	185.24	160581	12
---	-----	--------	--------	----



2-679-0220 Coordinator mounting bracket for 2952/2954	ALM	339.56	166426	6
---	-----	--------	--------	---

2-679-0281 Filler bar - 1/8" x 1/-1/4" for 2951/2953	ALM	50.56	149711	12
--	-----	-------	--------	----

2-679-0283 Filler bar - 1/8" x 1/-1/4" for 2951/2953	DBZ	96.84	149712	12
--	-----	-------	--------	----

2-679-0291 Filler bar - 1/4" x 1/-1/4" for 2951/2953	ALM	52.01	149713	12
--	-----	-------	--------	----

2-679-0293 Filler bar - 1/4" x 1/-1/4" for 2951/2953	DBZ	98.29	149715	12
--	-----	-------	--------	----

2-679-0311 Filler bar - 1/2" x 1/-1/4" for 2951/2953	ALM	57.55	149716	12
--	-----	-------	--------	----

2-679-0313 Filler bar - 1/2" x 1/-1/4" for 2951/2953	DBZ	103.89	149738	12
--	-----	--------	--------	----

2-679-0321 Filler bar - 5/8" x 1/-1/4" for 2951/2953	ALM	61.77	149717	12
--	-----	-------	--------	----

2-679-0323 Filler bar - 5/8" x 1/-1/4" for 2951/2953	DBZ	108.05	149739	12
--	-----	--------	--------	----

2-679-0381 Filler bar - 1/8" x 1/-1/4" for 2952/2954	ALM	57.55	149718	12
--	-----	-------	--------	----

2-679-0383 Filler bar - 1/8" x 1/-1/4" for 2952/2954	DBZ	103.89	149740	12
--	-----	--------	--------	----

2-679-0391 Filler bar - 1/4" x 1/-1/4" for 2952/2954	ALM	61.77	149719	12
--	-----	-------	--------	----

2-679-0393 Filler bar - 1/4" x 1/-1/4" for 2952/2954	DBZ	108.05	149741	12
--	-----	--------	--------	----

2-679-0411 Filler bar - 1/2" x 1/-1/4" for 2952/2954	ALM	67.43	149720	12
--	-----	-------	--------	----

2-679-0413 Filler bar - 1/2" x 1/-1/4" for 2952/2954	DBZ	113.71	149742	12
--	-----	--------	--------	----

2-679-0421 Filler bar - 5/8" x 1/-1/4" for 2952/2954	ALM	70.20	149721	12
--	-----	-------	--------	----











Description	Finish	2022 List	Stock No.	Case Qty.
2-679-0423 Filler bar - 5/8" x 1-1/4" for 2952/2954	DBZ	116.48	149743	12
2-679-0491 Angle Bracket - 1-1/2" x 1-1/2" for 2951/2953	ALM	67.43	149734	12
2-679-0493 Angle Bracket - 1-1/2" x 1-1/2" for 2951/2953	DBZ	113.71	149744	12
2-679-0501 Angle Bracket - 2" x 1-1/2" for 2951/2953	ALM	70.20	149735	12
2-679-0503 Angle Bracket - 2" x 1-1/2" for 2951/2953	DBZ	116.48	149745	12
2-679-0571 Angle Bracket - 1-1/2" x 1-1/2" for 2952/2954	ALM	89.85	149736	12
2-679-0573 Angle Bracket - 1-1/2" x 1-1/2" for 2952/2954	DBZ	136.13	149746	12
2-679-0581 Angle Bracket - 2" x 1-1/2" for 2952/2954	ALM	95.45	149737	12
2-679-0583 Angle Bracket - 2" x 1-1/2" for 2952/2954	DBZ	141.73	149747	12
Note: Additional finishes available on many of the 2950 magnetic lock series accessories. Inquire with Hager Customer Service for pricing				
2961 Magnetic Shear Lock 2,000 lb. holding force 1-5/8" depth, integrated electronics	US32D	1,108.23	151837	6
2965 Magnetic Shear Lock 2,700 lb. holding force 1-5/8" depth, integrated electronics ITC, FTC, HTC Same Price	US32D	1,199.40	151838	6
Options: ITC for standard mounting armature kit for aluminum and hollow metal doors with 7/8" to 1-1/8" deep top channels, wood doors, and factory prepared hollow metal flush edge doors. FTC for mounting for field prepared horizontal mounting in hollow metal doors with flush edge. HTC for mounting 1-15/16" deep Herculite channels. Herculite top rail armature adjustment bracket for leading edge adjustments (HTR) \$429.88 list price adder Magnetic bond sensor (MBS) \$138.70 list price adder Door Position sensor (DPS) \$63.07 list price adder				
2-679-0600 Wood Door reinforcement box for 2961	-	61.77	158750	6
2-679-0601 Wood Door reinforcement box for 2965		61.77		6
2958 Delayed Egress Magnetic Lock 1,650 lb. holding force Surface mount - single 12/24 VDC	ALM DBZ	1,697.45 1,935.09	149748 176098	6
2958 T Tandem Delayed Egress Magnetic Lock 1,650 lb. holding force Surface mount - double 12/24 VDC	ALM DBZ	2,854.72 3,254.39	159818	6



Electrified Products

Description	Finish	2022 List	Stock No.	Case Qty.
<p>Operation (Must Specify): NA - IBC, IFC, NFPA101, NFPA1-UFC, UBC, SBC Compliant ND - IBC, IFC, California Building Code OSHPD, NFPA 101, NFPA1-UFC, UBC, SBC Compliant BD - BOCA National Building Code CH - City of Chicago Building Code</p> <p>Reset Control: Built in key switch - 1-30 second timed bypass, sustained bypass and alarm reset (std) (Not available with BOCA and Chicago operation) Built in reset push switch. Available with NFPA (NA) only Less key or push switch (No price reduction)</p> <p>Options: Door Position Status (DPS) \$59.54 list price adder Magnetic Bond Sensor (MBS) \$97.44 list price adder Anti-Tamper Switch (ATS) \$81.83 list price adder</p>				
 <p>2972 Exit Switch</p> <p>MSD 2" Square button Momentary, SPDT 10 AMP contact</p>	US32D	102.72	149630	12
 <p>2972T Exit Switch with Integrated Adjustable Timer</p> <p>2" Square Button Adjustable 1-60 second timer Note: Not Code Compliant</p>	US32D	198.07	151710	6
<p>Options: Red LED \$29.77 list price adder Green LED \$29.77 list price adder 2 LED's \$37.17 list price adder</p>				
 <p>2973 Code Compliant Exit Switch</p> <p>2" Square Button Integrated fixed 30- second timer CSFM Listed, NFPA, IBC, IFC code compliance for Access Controlled Egress Doors LED illumination</p>	US32D	205.37	149631	6
<p>Options: Red LED \$29.77 list price adder Green LED \$29.77 list price adder 2 LED's \$37.17 list price adder</p>				
 <p>2977 Exit Switch</p> <p>Piezoelectric Button Green & Red Illumination Adj. 1-35 sec. 12/24VDC Timer</p>	US32D	196.45	149634	12
 <p>2978 Touchless Exit Switch</p> <p>Infrared sensor Illuminated status indication</p>	US32D	115.79	149636	12
 <p>4801 Pressure Sense Bar</p> <p>Pressure sense technology; Tri-failsafe 12/24 VDC voltage sense input includes 10 ft. cable and connector; armored power transfer loop 36" Standard, Optional 42" & 48" available</p>	ALM BLK	509.25 509.25	156360 167722	6



Description	Finish	2022 List	Stock No.	Case Qty.
2-679-0611 PIR Egress Sensor	White	336.73	149632	12
2-679-0612 PIR Egress Sensor	Black	336.73	62176	12
2-679-0708 Under Desk Push Switch	White	144.82	176289	1
2-679-0620 Concealed Mortise Power Transfer Loop	-	92.62	149750	12
2-679-0621 Heavy Duty Power Transfer 2-Wire	ALM	554.15	152079	6
2-679-0622 Heavy Duty Power Transfer 2-Wire	DBZ	554.15	160604	6
2-679-0623 Heavy Duty Power Transfer 10-Wire	ALM	554.15	149751	6
2-679-0624 Heavy Duty Power Transfer 10-Wire	DBZ	554.15	154018	6
2-679-0625 Concealed Magnetic Contact	ALM	153.25	152890	12
2-679-0626 Magentic Switch	-	90.38	182672	1
2-679-0640 Single gang back box	-	18.64	149752	1
2-679-0641 3-gang interior mount box	-	138.96	166911	1
2-679-0642 Shroud for surface mount box outdoor use	-	88.21	166912	1
2-679-0650 Emergency Door Release Blue break glass station	-	257.69	149754	6
2-659-0368 Restroom Kit - Includes relay, DPS, push to lock and indicator	-	635.36	34130	6
2-659-0369 DSP Switch	-	58.26	034119	
2-659-0370 Push to Lock Button	-	151.42	034120	
2-659-0371 LED Occupancy Indicator	-	221.68	034121	
2-659-0372 Emergency Kit Includes light, button and sign	-	250.14	149754	6



8400 Series - Low Energy Power Operator



Description	Mount	Finish	2022 List	Stock No.	Box Qty.
8418 Single Operator 1 unit, 1 controller, single cover, handed Standard Sizes - 36" 42", 44" and 48" - add \$294.56 to list price Specify Push or Pull side of door	Push	ALM DBZ	5,512.05 5,512.05	162136 162141	1
	Pull	ALM DBZ	5,549.27 5,549.27	162138 162143	
8419 Simultaneous Pair 2 units, 1 controller, double cover, non-handed Standard Sizes - 60" and 72" 84", 88", 92" and 96" - add \$294.56 to list price Specify Push or Pull side of door	Push	ALM DBZ	9,892.94 9,898.94	162145 162147	1
	Pull	ALM DBZ	10,014.86 10,014.86	162146 162148	
8420 Independent Pair 2 units, 2 controllers, double cover, non-handed Standard Sizes - 60" and 72" 84", 88", 92" and 96" - add \$294.56 to list price Specify Push or Pull side of door	Push	ALM DBZ	10,812.25 10,812.25	162149 162151	1
	Pull	ALM DBZ	10,938.03 10,938.03	162150 162152	
8421 Double Egress Simultaneous Pair 2 units, 1 controller, double cover, non-handed Standard Sizes - 60 "and 72" 84", 88", 92" and 96" - add \$294.56 to list price	Push/Pull	ALM DBZ	10,508.92 10,508.92	162153 162154	1
8422 Double Egress Independent Pair 2 units, 2 controllers, double cover, non-handed Standard Sizes - 60" and 72" 84", 88", 92" and 96" - add \$294.56 to list price	Push/Pull	ALM DBZ	11,484.97 11,484.97	162155 162156	1
8423 Single Operator with Mechanical Closer 1 unit, 1 controller, 1-5100 Series Door Closer, double cover, handed Standard Sizes - 60" and 72" 84", 88", 92" and 96" - add \$294.56 to list price Specify Push or Pull side of door	Push	ALM DBZ	7,446.95 7,446.95		1
	Pull	ALM DBZ	7,446.95 7,446.95		

*Note: Non-standard door widths in quantities under 50 units: please contact Technical Support for list adder.

*Note: Curtain wall operators are available. Please contact Technical Support


8400 Series - Low Energy Power Operator



Description	Finish	2022 List	Stock No.	Case Qty.	Box Qty.
2-659-0151 Pull Side Track Arm with 20mm Spindle	ALM	532.87	162512	-	1
2-659-0152 Pull Side Track Arm with 20mm Spindle	DBZ	648.45	162513	-	
2-659-0153 Push Side Standard Arm with 35mm Spindle	ALM	532.87	162515	-	1
2-659-0154 Push Side Standard Arm with 35mm Spindle	DBZ	648.45	162516	-	
2-659-0220 Push Side Standard Arm with 50mm Spindle For use with double egress assemblies	ALM	532.87	162561	-	1
2-659-0221 Push Side Standard Arm with 50mm Spindle For use with double egress assemblies	DBZ	648.45	162562	-	
2-659-0222 Double Egress Arm Assembly Track arm with 20mm Spindle	ALM	963.00	162563	-	1
2-659-0223 Double Egress Arm Assembly Track arm with 20mm Spindle	DBZ	1,091.39	162564	-	
2-659-0224 20mm Replacement Spindle For use with double egress and track arm assembly	ALM	184.31	162565	-	1
2-659-0225 20mm Replacement Spindle For use with double egress and track arm assembly	DBZ	224.74	162566	-	
2-659-0226 35mm Replacement Spindle For use with standard single and standard pair applications	ALM	184.31	162567	-	1
2-659-0227 35mm Replacement Spindle For use with standard single and standard pair applications	DBZ	224.74	162568	-	
2-659-0228 50mm Replacement Spindle	ALM	184.31	162570	-	1
2-659-0229 50mm Replacement Spindle For use with push side standard arm - double egress only	DBZ	224.74	162573	-	
2-659-0230 Narrow Top Rail Drop Plate	ALM	163.12	162693	-	1
2-659-0231 Narrow Top Rail Drop Plate	DBZ	163.12	162694	-	
2-659-0232 Cover for Single Operator - 36"	ALM	308.20	162574	-	1
2-659-0233 Cover for Single Operator - 36"	DBZ	308.20	162661	-	



8400 Series - Low Energy Power Operator



Description	Finish	2022 List	Stock No.	Case Qty.	Box Qty.
2-659-0234 Cover for Dual Operators - 72"	ALM	539.29	162663	-	1
2-659-0235 Cover for Dual Operators - 72"	DBZ	539.29	162692	-	-
Note: Additional sizes available. Inquire with Hager customer service for pricing.					
2-659-0236 Power Supply On-Board 115 VAC 60Hz 24 VDC 500mA		1,007.93	162696	-	1
2-659-0237 Relay Board 24VDC 40mA 5 amp/ 220 VAC or 28VDC DPDT contacts		39.24	162697	-	1



8300 Series - Low Energy Power Operator



Description	Mount	Finish	2022 List	Stock No.	Box Qty.
8318 Single Operator 1 unit, single cover, non-handed Standard Sizes - 36" 42", 44" and 48" Specify Push or Pull side of door	Push	ALM	3,858.40	75963	1
		DBZ	4,303.60	75960	1
		BLK	4,303.60		
	Pull	ALM	3,858.40	75956	1
		DBZ	4,303.60	75937	1
		BLK	4,303.60		
8319 Simultaneous Pair 2 units, double cover, non-handed Standard Sizes - 72" 84", 88", and 96" Specify Push or Pull side of door	Push	ALM	7,716.80	75652	1
		DBZ	9,105.82	75653	1
		BLK	9,105.82		
	Pull	ALM	7,716.80	75650	1
		DBZ	9,105.82	75644	1
		BLK	9,105.82		
8321 Double Egress Simultaneous Pair 2 units, double cover, non-handed Standard Sizes - 72" 84", 88", 96"	Push/Pull	ALM	8,553.78	75584	1

For non-standard sizes, add \$278.78 to single operator list price. For doubles, add \$416.18 to the list price.

8300 Series - Low Energy Power Operator

Description	Finish	2022 List	Stock No.	Case Qty.	Box Qty.
2-679-0901 8300 - 20mm Replacement Spindle		120.47	75504	-	1
2-679-0902 8300 - 35mm Replacement Spindle		120.47	75500	-	1
2-679-0903 8300 - 50mm Replacement Spindle		120.47	75501	-	1
2-679-0904 8300 - 80mm Replacement Spindle		144.58	75502	-	1
2-679-0896 8300 - Standard Arm w/ 35mm Spindle (Push)	ALM	361.35	75498	-	1
2-679-0897 8300 - Standard Arm w/ 35mm Spindle (Push)	BLK	361.35	75494	-	1
2-679-0898 8300 - Track Arm w/ 20mm Spindle (Pull)	ALM	457.81	75495	-	1
2-679-0899 8300 - Track Arm w/ 20mm Spindle (Pull)	BLK	457.81	75485	-	1
2-679-0900 8300 - Dbl Egress Arm w/ 20mm Spindle (Pull)	ALM	144.58	75482	-	1
2-679-0905 8300 - Standard Arm Extension	ALM	240.89	75478	-	1
2-679-0906 8300 - Standard Arm Extension	BLK	936.70	75472	-	1
2-679-0907 8300 - KP EVO Programming Device		1,252.81	75470	-	1

Electrified Products - Low Energy Power Operator Controls



Description	Finish	2022 List	Stock No.	Case Qty.	Box Qty.
2-659-0303 6" Round with Text & Logo	US32D/Blue	242.93	185055	12	1
2-659-0304 6" Round with Logo Only	US32D/Blue	242.93	185058	12	1
2-659-0306 4-3/4" Square with Logo Only	US32D/Blue	242.93	185059	12	1
2-659-0307 4-3/4" Square with Logo Only	US32D/Blue	242.93	186793	12	1
2-659-0308 4-3/4" Square with Text Only	US32D/Blue	242.93	186794	12	1
2-659-0161 6" Round Actuator Push To Open and Handicap Symbol	US32D/Blue	145.79	162698	20	1
2-659-0162 6" Round Actuator Handicap Symbol	US32D/Blue	145.79	162699	20	1
2-659-0357 4.5" Square Actuator Push to Open text and Accessibility Logo	US32D/Blue	115.05	068110	20	1
2-659-0358 6" Round Actuator Push to Open text and Accessibility Logo	US32D/Blue	115.05	068104	20	1
2-659-0163 Surface Mount Box For 6" Round Actuator	Black	48.06	162700	20	1

Electrified Products - Low Energy Power Operator Controls



2-659-0164
Weather Ring
For 6" Round Actuator

Black 9.73 162701 10 1



2-659-0162
6" Round Actuator
Handicap Symbol

US32D/Blue 134.99 162699 20 1



2-659-0165
4.5" Round Actuator
Push To Open and Handicap Symbol

US32D/Blue 126.39 162703 20 1



2-659-0166
4.5" Round Actuator
Handicap Symbol

US32D/Blue 126.39 162704 20 1



2-659-0167
Surface Mount Box
For 4.5" Round Actuator

Black 38.92 162705 20 1



2-659-0168
Weather Ring
For 4.5" Round Actuator

Black 9.73 162706 10 1



2-659-0241
Universal Back Plate
For use when mounting 4.5" round or 4.5" square actuator to bollard post

US32D 31.65 162743 10 1



2-659-0169
6" Square Actuator
Push To Open and Handicap Symbol

US32D/Blue 145.79 162707 20 1



2-659-0170
6" Square Actuator
Handicap Symbol

US32D/Blue 145.79 162708 20 1



2-659-0171
Surface Mount Box
For 6" Square Actuator

Black 38.92 162709 20 1



2-659-0172
4.5" Square Actuator
Push To Open and Handicap Symbol

US32D/Blue 119.06 162710 20 1

Electrified Products - Low Energy Power Operator Controls



Description	Finish	2022 List	Stock No.	Case Qty.	Box Qty.
2-659-0173 4.5" Square Actuator Handicap Symbol	US32D/Blue	119.06	162711	20	1
2-659-0174 Surface Mount Box For 4.5" Square Actuator	Black	38.92	162712	45	1
2-659-0175 1.5" x 4.75" Jamb Actuator Push To Open and Handicap Symbol	US32D/Blue	115.40	162713	20	1
2-659-0176 1.5" x 4.75" Jamb Actuator Handicap Symbol	US32D/Blue	115.40	162714	20	1
2-659-0177 Surface Mount Box For 1.5" x 4.75" Jamb Actuator	Black	24.33	162715	20	1
2-659-0178 36" Low Profile Actuator Push To Open and Handicap Symbol Wireless Includes 433 MHz wireless transmitter Exceeds California Building Code, Section 1117B.6	US32D/Blue	850.19	162716	2	1
2-659-0179 36" Low Profile Actuator Push To Open and Handicap Symbol Hard Wired Exceeds California Building Code, Section 1117B.6	US32D/Blue	783.39	162717	2	1
2-659-0242 4.75" Vestibule Actuator Push To Open and Handicap Symbol	US32D/Blue	291.52	162741	20	1
2-659-0243 Surface Mount Box For 4.75" Vestibule Actuator	Black	91.13	162742	42	1
2-659-0180 Bollard Post For use with 4.5" round and 4.5" square push plates	Black	607.26	162720	1	1

Electrified Products - Low Energy Power Operator Controls



Description	Finish	2022 List	Stock No.	Case Qty.	Box Qty.
2-659-0181 Bollard Post For use with 4.5" round and 4.5" square push plates	Bronze	607.26	162724	1	1
2-659-0182 Bollard Post For use with 4.5" round and 4.5" square push plates	Silver	607.26	162725	1	1
2-659-0183 433 MHz Receiver Digital, Radio Controlled	-	139.72	162726	20	1
2-659-0184 3-Volt Transmitter Wireless Hardwired to actuator	Black	133.60	162727	20	1
2-659-0185 9-Volt Transmitter Wireless	Black	133.60	162728	20	1
2-659-0186 Wireless Transmitter One Button	Black	133.60	162729	20	1
2-659-0240 Programmable Relay and Door Sequencer For door timing and advanced relay sequencing	-	205.43	082867	20	1
*Note: Actuators come standard hard-wired. Must order receiver and transmitter separately for wireless applications.					
2-659-0332 Bodyguard Sensor Overhead Presence Sensor	Black	619.39	94685	24	1
2-659-0333 Bodyguard Programming Remote		70.00	94645	1	1
2-659-0334 Bodyguard Mounting Kit	Black	64.11	94641	20	1
2-659-0335 Superscan I Safety Sensor Single Mount Unit	Black	448.53	94626	6	1
2-659-0336 Superscan II Safety Sensor Single Mount Unit with Master and Slave Modules	Black	768.90	94623	6	1



TABLE OF CONTENTS

A

Accessories, 4500 Series Grade 1

Alarm Kit 25
 Alarm Kit Latchbolt Monitor Switch..... 28
 Alarm Kit Tamper Switch..... 29
 Concealed Vertical Rod Bottom Latch Assembly..... 29
 Concealed Vertical Rod Top Latch Assembly 29
 Cylinder Cup Spacer 45PN/47PN 29, 47
 Cylinder Dogging Conversion Kit..... 23
 End Cap Replacement Packs (4500/4600 standard & flush) 26-27
 Extension Rod Kit - 24" 25
 Extension Rod Kit - 36" 25
 Hex Key for Dogging..... 29
 Less Bottom Rod Fire Bolt Kit..... 28
 Less Bottom Rod Replacement Head Cover Plug 28
 Photoluminescent Push Bar 29
 Replacement Head Covers..... 24-25
 Rod to Rod Connector 28
 Rod Guide Replacement Pack..... 26
 Spring Cage/Hanging Pin Replacement Pack..... 27
 Surface Vertical Rod Top Latch Assembly..... 24
 Surface Vertical Rod Bottom Latch Assembly 23
 Screwpacks 27-28
 Top or Bottom Latch Cover Replacement Pack 27
 Top or Bottom Rod Replacement Kits..... 24

Accessories, 4600 Series Grade 1 Narrow Stile

Alarm Kit 36
 Alarm Kit Latchbolt Monitor Switch..... 36
 Alarm Kit Tamper Switch..... 37
 Cylinder Dogging Conversion Kit..... 35
 End Cap Replacement Packs (standard and flush)..... 37
 Hex Key for Dogging..... 37
 Rim Replacement Head Cover 37

Accessories, 4700 Series Standard Duty

Bottom Latch Assembly..... 44
 Bottom Latch Cover 46
 Cylinder Cup Spacer 45PN/47PN 29, 47
 End Cap Replacement Pack..... 47
 Extension Rod Kit - 24" 45
 Extension Rod Kit - 36" 45
 Hex Key for Dogging..... 47
 Replacement Dogging Plates..... 45
 Replacement Head Covers 45
 Rod to Rod Connector 47
 Rod Guide Replacement..... 46
 Screwpacks 46, 47
 Top Latch Assembly 44
 Top Latch Cover..... 46

Top or Bottom Rod Replacement Kit 45
 Trim Hanging Pin..... 46

C

Cylinders

Cylinder Collar, 4500 Trim..... 50-51
 Cylinder Collar, 4700 Trim 51
 Mortise..... 50
 Retaining Cup..... 50
 Rim..... 49

E

Exit Devices, Grade 1

How to Order 6
 4500 Rim Device 9
 4500 Mortise Lock Exit Device..... 12-13
 4500 Concealed Vertical Rod Device 11
 4500 Concealed Vertical Rod Device Less Bottom Rod 12
 4500 Dummy Push Pad Device..... 13
 4500 Surface Vertical Rod Device..... 10
 4500 Surface Vertical Rod Device Less Bottom Rod 9
 4500 Electric Modifications, Power Supplies, and Alarmed
 Devices 4-5

Exit Devices, Grade 1 Narrow Stile

How to Order 7
 4600 Narrow Stile Rim Device 30
 4600 Concealed Vertical Rod Device 30
 4600 Concealed Vertical Rod Device Less Bottom Rod 31
 4600 Electric Modifications, Power Supplies, and Alarmed
 Devices 4-5
 4500/4600 Dummy Push Pad Device 13

Exit Devices, Grade 1

How to Order 8
 4700 Rim Device 39
 4700 Surface Vertical Rod Device 39

M

Mullions

Mullion Set - Keyed Removable..... 49
 Mullion Set - Non-Keyed Removable 48
 Mullion Tube - Keyed Removable 48
 Mullion Tube - Non-Keyed Removable 48
 Stabilizer - Non-Keyed & Keyed Removable 49
 Stabilizer - Non-Keyed & Keyed Removable 48
 Top/Bottom Bracket Set - Keyed Removable..... 49
 Top/Bottom Bracket Set - Non-Keyed Removable..... 48



Exit Devices

S

Shim Kit, 4500 Series Grade 1

Shim Kit, Rim Device.....	24
Shim Kit, Surface Vertical Rod.....	24

Shim Kit, 4600 Series Grade 1 Narrow Stile

Shim Kit, Narrow Stile Rim Device.....	36
--	----

Shim Kit, 4700 Series Standard Duty

Shim Kit, Rim Device.....	45
Shim Kit, Surface Vertical Rod.....	45

Strikes, 4500 Series Grade 1

Concealed Vertical Rod, Top Strike, Fire Rated.....	26
Concealed Vertical Rod, Top Strike, Standard.....	26
Double Door Strike, Standard.....	22
Mortise Device, Fire Rated.....	29
Mortise Device, Standard.....	29
Mullion, Strikes.....	48, 49
Rim Device, Fire Rated.....	22
Rim Device, Standard.....	22
Surface Vertical Rod, Bottom Strike, Fire Rated.....	23
Surface Vertical Rod, Bottom Strike, Standard.....	23
Surface Vertical Rod, Top Strike, Fire Rated.....	23
Surface Vertical Rod, Top Strike, Standard.....	23
Threshold Strike, Standard.....	22

Strikes, 4600 Series Grade 1 Narrow Stile

Blade Stop.....	36
Rim, Fire Rated.....	35
Rim, Standard.....	35
Semi-Flush Mount.....	36
Single Rabbet.....	36

Strikes, 4700 Series Standard Duty

Double Door Strike, Standard.....	44
Mullion, Strikes.....	48, 49
Rim Device, Standard.....	44
Surface Vertical Rod, Bottom Strike, Standard.....	44
Surface Vertical Rod, Top Strike, Standard.....	44
Threshold Strike, Standard.....	44

T

Trim, 4500 Series Grade 1

Anti-Vandal Pull.....	22
Blank Escutcheon.....	13-14
Blank Escutcheon, Mortise.....	14-15
Cylinder Escutcheon.....	15-16
Cylinder Escutcheon, Mortise.....	16-17
Dummy Trim.....	17-18
Dummy Trim, Mortise.....	18-19
Night Latch.....	19-20
Night Latch, Mortise.....	20-21
Pull Plate Trim.....	21

Trim, 4600 Series Grade 1 Narrow Stile

Blank Escutcheon.....	32
Cylinder Escutcheon.....	32-33
Dummy Trim.....	33
Night Latch.....	34-35

Trim, 4700 Series Standard Duty

Blank Escutcheon.....	39
Cylinder Escutcheon.....	40
Dummy Trim.....	40
Key-In-Lever Trim.....	42
Night Latch.....	41
Pull Plate Trim.....	43
Raised Lip - Dummy.....	44
Raised Lip - Night Latch.....	44

INTRODUCTION

Every model in Hager's line of exit devices is designed and engineered to assure you and your customers years of superior performance. Hager exit devices use fewer moving parts and are constructed with high-quality features.

Hager exit devices were designed with ease of installation in mind. We package our exit devices for convenience and versatility, with thru-bolts included for every model, slotted strikes, and non-handed designs. Hager offers escutcheon trim available in four functions, along with many other trim options.

Cancellation Notification

Cancellation for made-to-order items must be communicated within 48 hours of order placement.

New Finish

Painted flat black finish (BHMA 693) is now available. Use BLK to designate finish. Extended lead time and MOQ may apply.



Exit Devices

ELECTRIC MODIFICATIONS - For use with 4500 Series and 4600 Series exit devices

FUNCTION	FUNCTION #	DESCRIPTION	ADD TO LIST PRICE
Request to Exit	RX	Used to shunt an alarm, activate an alarm, provide release of magnetic locks, or signal a console.	\$368.38
Dual Request to Exit	RX2	Features two SPDT switches.	\$442.31
Latchbolt Monitoring	LM	An internal SPDT switch that monitors the latchbolt to signal both egress and access of an opening.	\$368.38
Latchbolt Monitoring/ Request to Exit	RXLM	Two internal SPDT switches that monitor the latchbolt and the pushbar simultaneously.	\$457.08
Electric Trim*	ET*	Provides the means of locking or unlocking outside lever trim controls remotely. Trim works with both 12V or 24V and is field selectable between Fail Safe and Fail Secure.	\$678.88
Authorized Ingress/Key Monitoring*	AI*	An internal SPDT switch that monitors the operation of the outside trim. Must be ordered with the device.	\$383.15
Request to Exit/ Authorized Ingress*	RXAI*	Two internal SPDT switches that monitors the pushbar and outside trim simultaneously. Must be ordered with the device.	\$457.08
Delayed Egress	DE	Delays egress for 15 or 30 seconds when unauthorized egress is initiated. Wall mount controller (2-679-0630) provides digital countdown display with verbal instructions or alarm tone only and must be ordered separately, list price \$1,781.12. Requires 3902 Mortise Cylinder, 1-1/8" long. Longer cylinders can be used with a collar.	\$1,613.12
Onboard Delayed Egress	OBDE*	Delays egress for 15 seconds (30 seconds optional) when unauthorized egress is initiated. Modification can be made to 4501 or 4601 exit devices. Requires 3902 Mortise Cylinder, 1-1/8"-1-3/8" length, 3978 Cloverleaf or equivalent tailpiece required.	\$3,622.74
Motor Driven Electric Latch Retraction	MLR	Provides the means of locking or unlocking exit devices remotely using an electric motor. Recommend Hager 2903 or 2904 Power Supply.	\$1,382.64
Motor Driven Electric Latch Retraction with Request to Exit	MLRX	Provides the means of locking or unlocking exit devices remotely using an electric motor, along with an SPDT switch. Recommend Hager 2903 or 2904 Power Supply.	\$1,877.40
Motor Driven Electric Latch Retraction with Request to Exit and Latchbolt Monitoring	MLRXLM	Provides the means of locking or unlocking exit devices remotely using an electric motor, along with two internal SPDT switches that monitor the pushbar and latchbolt simultaneously. Recommend Hager 2903 or 2904 Power Supply.	\$1,877.40
Motor Driven Electric Latch Retraction with Latchbolt Monitoring	MLRLM	Provides the means of locking or unlocking exit devices remotely using an electric motor along with an internal SPDT switch that monitors the latchbolt. Recommend Hager 2903 or 2904 Power Supply.	\$1,491.16
Electrified Mortise Exit Device	EU/EL	Provides the means of locking or unlocking outside lever trim controls remotely Field selectable between Fail Safe (EL) or Fail Secure (EU). Works with both 12V and 24V.	\$678.88

*Available on 4500 Series only.



POWER SUPPLIES

PRODUCT #	DESCRIPTION	LIST PRICE
2903	Provides 24 Volt DC power for Fail Safe or Fail Secure locking devices and interface with building alarm controls, card readers, keypads, and other door controls	Reference Electrified Products for Pricing
2904	Provides 24 Volt DC power and control for openings with an electrified locking device and automatic door operator	Reference Electrified Products for Pricing
2908	Provides up to 1 amp of 12 or 24 Volt DC power.	Reference Electrified Products for Pricing
2909	Provides up to 2 amps of 12 or 24 Volt DC power.	Reference Electrified Products for Pricing

QUICK CONNECT

Available for use with 4500 and 4600 Series Electrifications ED, LM, MLR, RX and AI (4500 only). Compatible with Hager Quick Connect Harness Cables which can plug into Hager hinges with quick connect for quick and accurate wiring of the door. No additional charge.

ALARMED DEVICES

4501/4601 ALK - Alarm Kit

Add \$427.53 to the list price of the device

4501/4601 ALM - ALK with Latch Monitor Switch (recommended for use with SVR devices)

Add \$574.05 to the list price of the device

4501/4601 ALT - ALK with Tamper Switch

Add \$574.05 to the list price of the device

4501/4601 ALL - ALK with Latch Monitor and Tamper Switch

Add \$720.56 to the list price of the device

Note: Alarm kit components may be purchased separately.



Exit Devices

4500 SERIES EXIT DEVICE

4501

RIM

FR 36"

US3

1-3/4"

ALK

Type

- RIM - Rim Device
- SVR - Surface Vertical Rod
- LBR - Surface Vertical Rod
Less Bottom Rod¹
- CVR - Concealed Vertical Rod
- CLB - Concealed Vertical Rod
Less Bottom Rod¹
- DMY - Dummy Push Pad
- MRT - Mortise Device (MC, MB, MD)
- MRTN - Mortise Night Latch Device (MN)

Product Group

4500 Series, Grade 1

Rating

- FR - Fire-Rated
- O - Non-Fire Rated
- CD - Cylinder Dogging
- CDW - Cylinder Dogging and Windstorm Rated
- LD - Less Dogging
- WR - Windstorm Rated
- FW - Windstorm and Fire-Rated

Door Size²

- 36"
- 48"
- 36" x 84"
- 36" x 96"
- 48" x 84"
- 48" x 96"

Finish

- US3
- US4
- US10B
- US26
- US26D
- US32D
- BLK⁷

Door Thickness

- 1-5/8"
- 1-3/4"
- 2"
- 2-1/2"
- 3"

Electric Modifications

- AI - Authorized Ingress³
- ALK - Alarm Kit
- ALL - Alarm Kit w/ Tamper Switch and Latch Monitor
- ALM - Alarm Kit w/ Latch Monitor
- ALT - Alarm Kit w/ Tamper Switch
- DE - Delayed Egress
- OBDE - Onboarded Delayed Egress
- LM - Latchbolt Monitor³
- RX - Request to Exit
- RX2 - Dual Request to Exit
- RXAI - Request to Exit w/ Authorized Ingress³
- RXLM - Request to Exit w/ Latchbolt Monitor³
- MLR - Motor Driven Electric Latch Retraction
- MLRX - Motor Driven Electric Latch Retraction w/ Request to Exit
- MLRLM - Motor Driven Electric Latch Retraction w/Latchbolt Monitoring³
- MLRXLML - Motor Driven Electric Latch Retraction w/Request to Exit & Latchbolt Monitoring³
- EU1224 - Fail Secure/Fail Safe, 12/24 Volt⁶

4500 SERIES TRIM

45

CE

ARC

US3

1-3/4"

TW

Product Group

45 - 4500 Series, Grade 1

Trim/Function

- BE - Blank Escutcheon
Function 14, always operable
- CE - Cylinder Escutcheon
Function 08, key locks/unlocks
- DT - Dummy Trim
Function 02, pull when dogged down
- ET - Electric Escutcheon Trim (E05/E06)
- NL - Night Latch (1-3/4" to 2-1/2" doors)
Function 03, key retracts latchbolt
- PD - Pull Plate Dummy Trim (Not available for CVR device)
Function 02, pull when dogged down
- PN - Pull Plate Night Latch (Not available for CVR device)
Function 03, key retracts latchbolt
- PT - Thumbpiece Entrance (Not available for CVR device)
Function 05, key locks or unlocks thumbpiece
- MB - Mortise Blank Escutcheon⁴
Function 14, always operable
- MC - Mortise Cylinder Escutcheon⁴
Function 08, key locks/unlocks
- MD - Mortise Dummy Trim⁴
Function 02, pull when dogged down
- MN - Mortise Night Latch⁴
Function 03, key retracts latchbolt

Lever Style

- ARC - Archer
- AUG - August
- WLM - William
- WTN - Withnell
- CHA - Charles
- JHN - Johnston⁵
- JOS - Joshua
- LOU - Louis
- WRN - Warren⁵

Finish

- US3
- US4
- US10B
- US26
- US26D
- US32D (pull plate trim only)
- BLK⁷

Door Thickness

- 1-5/8"
- 1-3/4"
- 2"
- 2-1/2"
- 3"

Options

- TW - Tactile Warning
- A - Antimicrobial Coating
(US26D and US32D only)

¹Fire-rated LBR and CLB devices must be ordered in pairs of vertical rod devices or can be used in conjunction with an approved automatic or constant latching flush bolt. When ordering pairs, specify one device LBR and second device LBR with fire bolt, for example: 4501 LBR Fire 36" x 84" plus 4501 LBR Fire 36" x 84" E0 with bolt OR 4501 LBR Fire 36" x 84" plus an approved automatic constant latching flush bolt.

²24" door size available with extended lead times. Add \$486.69 to 36" list price. For additional information contact Hager customer service.

³Not available on Mortise Exit Devices.

⁴Mortise trim does not match centerline of other 4500 Series trim. Cannot be used with 4500 Series Rim or Vertical Rod devices.

⁵Johnston and Warren lever designs are handed. Specify LHR/RH or RHR/LH when ordering.

⁶Only applicable to 4501 MRTN devices.

⁷Extended lead time for flat black finish.

Notes:

- a. Mortise cylinder 3902 is required for use with cylinder escutcheon trim and pull plate with thumbpiece trim and is sold separately.
- b. Rim cylinder with long tailpiece 3901 is required for use with night latch trim and is sold separately.
- c. For more cylinder information, please refer to Cylinder, Core & Keying in the Locks section of the catalog.
- d. If using shim kit, specify total door thickness including shims.
- e. ET Trim and EU/EL work with both 12V or 24V and are field-selectable between Fail Safe (EL) or Fail Secure (EU).



4600 SERIES EXIT DEVICE

4601

Product Group

4600 Series, Grade 1

RIM

Type

RIM - Rim Device
 CVR - Concealed Vertical Rod Device
 CLB - Concealed Vertical Rod
 Less Bottom Rod

FR

Rating

FR - Fire Rated⁶
 O - Non-Fire Rated
 CD - Cylinder Dogging
 LD - Less Dogging

36"

Size

36"
 48"

US3

Finish

US3
 US4
 US10B
 US26
 US26D
 US32D
 BLK¹

1-3/4"

Door Thickness

1-5/8"⁶
 1-3/4"
 2"⁶
 2-1/2"⁶
 3"⁶

MLR

Electric Modifications

ALK - Alarm Kit⁶
 ALL - Alarm Kit w/ Tamper Switch and Latch Monitor⁶
 ALM - Alarm Kit w/ Latch Monitor⁶
 ALT - Alarm Kit w/ Tamper Switch⁶
 DE - Delayed Egress
 LM - Latchbolt Monitor
 RX - Request to Exit
 RX2 - Dual Request to Exit
 RXLM - Request to Exit w/ Latchbolt Monitor
 MLR - Motor Driven Electric Latch Retraction
 MLRX - Motor Driven Electric Latch Retraction w/ Request to Exit
 MLRLM - Motor Driven Latch Retraction with Latchbolt Monitoring
 MLRXLM - Motor Driven Electric Latch Retraction with Request to Exit and Latchbolt Monitoring

4600 SERIES TRIM

46

Product Group

46 - 4600 Series, Grade 1

CE

Trim/Function

BE - Blank Escutcheon
 Function 14, always operable
 CE - Cylinder Escutcheon²
 Function 08, key locks/unlocks lever
 DT - Dummy Trim
 Function 02, pull when dogged down
 NL - Night Latch³(1-3/4" thick doors only)
 Function 03, key retracts latchbolt

ARC

Lever Style

ARC - Archer
 AUG - August
 WLM - William
 WTN - Withnell

US3

Finish

US3
 US4
 US10B
 US26
 US26D
 BLK¹

1-3/4"

Door Thickness

1-5/8"
 1-3/4"
 2"
 2-1/2"
 3"

TW

Options

TW - Tactile Warning
 A - Antimicrobial Coating (US26D only)

Notes:

1. Extended lead time on flat black finish.
2. Mortise cylinder 3902 with 3976 L cam is required for use with cylinder escutcheon trim is sold separately.
3. Rim cylinder 3901 with long tailpiece is required for use with night latch trim and is sold separately.
4. For more cylinder information, please refer to Cylinder, Core & Keying in the Locks section of the catalog.
5. If using shim kit, specify total door thickness including shims.
6. Not available on 4600 CVR or CLB.



Exit Devices

4700 SERIES EXIT DEVICE

4701	RIM	FR	36"	US3	2"
Product Group	Type	Rating	Size	Finish	Door Thickness
4700 Series, Standard Duty	RIM - Rim Device SVR - Surface Vertical Rod	FR - Fire Rated 0 - Non-Fire Rated	36" 48" 36" x 84" 36" x 96" 48" x 84" 48" x 96"	US3 US32D ALM DBZ	1-5/8" 1-3/4" 2" 2-1/4"

4700 SERIES TRIM

47	CE	RH	ARC	US3	2"	TW
Product Group	Trim/Function	Handing	Lever Style	Finish	Door Thickness	Options
47 - 4700 Series, Standard Duty	CE - Cylinder Escutcheon Function 08, key locks/unlocks BE - Blank Escutcheon Function 14, always operable NL - Night Latch Function 03, key retracts latchbolt DT - Dummy Trim Function 02, pull when dogged down KD- Key in Lever - Dummy Trim Function 02, entrance by trim when actuating bar is locked down KE- Key in Lever - Entrance Function 08, entrance by trim (key locks or unlocks trim) KN- Key in Lever - Night Latch Function 03, entrance by trim when latch bolt is released by key; removable when locked KP- Key in Lever - Passage Function 14, entrance by trim when latch bolt is released by lever; always active; no cylinder PD- Pull Plate Dummy Trim Function 02, pull when dogged down PN- Pull Plate Night Latch Function 03, key retracts latchbolt RD- Raised Lip Pull - Dummy Trim Function 02, pull when dogged down RN- Raised Lip Pull - Night Latch Function 03, key retracts latches BT- Thumbpiece Pull Plate, Passage Function 15, entrance by trim when latch is released by thumbpiece. Thumbpiece is always active, no cylinder PT- Thumbpiece Pull Plate, Entrance Function 05, entrance by thumbpiece. Key locks or unlocks thumb piece	RH - Right Handed / LHR LH - Left Handed / RHR	ARC - Archer AUG - August WTN - Withnell APL - Apollo knob	US3 US32D ALM DBZ	1-5/8" 1-3/4" 2" 2-1/4"	TW - Tactile Warning A - Antimicrobial Coating

Notes:

1. Handing is required for the 4700 Series trim.
2. Cylinders sold separately.
3. For more cylinder information, please refer to Cylinder, Core & Keying in the Locks section of the catalog.
4. Maximum door thickness compatibility for key-in-lever (Entrance, Night Latch, and Passage) trim is 1-3/4" (44 mm)





Description	Length	Finish	2022 List	Stock No.	List Fire Rated	Stock No.	Case Qty.
4501 RIM	36"	US3	1,263.58	158092	1,443.09	158111	3
Grade 1	Exit Only	US4	1,263.58	158094	1,443.09	158107	
Non-Handed		US10B	1,263.58	158088	1,443.09	158103	
		US26	1,263.58	158089	1,443.09	158109	
Cylinder Dogging (specify CD), add \$53.06 to list price. 3902 mortise cylinder with standard cam must be ordered separately. Cylinder length of 1-1/8" (29mm) - 1-3/8" (35mm) is required.		US26D	1,219.94	158090	1,443.09	158104	
		US32D	1,263.58	158093	1,443.09	158105	
		BLK	1,263.58	198638	1,443.09	198639	
	48"	US3	1,308.70	156140	1,498.87	156145	3
Exit Only		US4	1,308.70	156141	1,498.87	156146	
		US10B	1,308.70	156139	1,498.87	156143	
Severe Windstorm Rated device, add \$66.37 to list price and specify WR.		US26	1,308.70	158180	1,498.87	156144	
		US26D	1,277.07	156135	1,451.77	154983	
Refer to page 4 & 5 for electric modification pricing.		US32D	1,308.70	156136	1,498.87	156137	
		BLK	1,498.87	198608	1,498.87	198640	
Anti-microbial coating - add \$57.43 to list price.							
Less dogging (specify LD-NON FIRE RATED ONLY), add \$48.60 list price.							
4501 SVR LBR	36" x 84"	US3	1,861.76	129450	2,017.75	126690	3
Grade 1	Exit Only	US4	1,861.76	131538	2,017.75	135130	
Non-Handed		US10B	1,861.76	127645	2,017.75	126438	
		US26	1,861.76	-	2,017.75	146277	
Cylinder Dogging (specify CD), add \$53.06 to list price. 3902 mortise cylinder with standard cam must be ordered separately. Cylinder length of 1-1/8" (29mm) - 1-3/8" (35mm) is required.		US26D	1,719.31	124387	1,886.70	124389	
		US32D	1,861.76	174486	2,017.75	170442	
		BLK			2,017.75	37931	
	36" x 96"	US3	1,931.01	-	2,108.49	-	3
Exit Only		US4	1,931.01	152521	2,108.49	173396	
		US10B	1,931.01	143515	2,108.49	126441	
Fire rated LBR devices must be ordered in pairs of less bottom rod vertical rod devices and with a spring loaded fire latch (Part # 2-649-0166 - add \$61.99 to list price) to ensure the device's fire rating.		US26	1,931.01	-	2,108.49	032342	
		US26D	1,830.18	127422	1,995.59	133810	
		US32D	1,931.01	133952	2,108.49	124391	
Refer to page 4 for electric modification.	48" x 84"	US3	1,995.59	-	2,164.95	146813	3
Exit Only		US4	1,995.59	131540	2,164.95	147614	
Refer to page 29 for extension rod kits for doors over 8 feet in height. Note that these are not fire rated for the LBR.		US10B	1,995.59	161824	2,164.95	127646	
		US26	1,995.59	-	2,164.95	-	
		US26D	1,886.69	129506	2,164.95	127252	
		US32D	1,995.59	138585	2,164.95	156237	
Anti-microbial coating - add \$57.43 to list price.							
Less dogging (specify LD-NON FIRE RATED ONLY), add \$48.60 list price.	48" x 96"	US3	2,031.17	-	2,197.81	-	3
Exit Only		US4	2,031.17	-	2,197.81	-	
		US10B	2,031.17	173468	2,197.81	137024	
		US26	2,031.17	-	2,197.81	-	
		US26D	1,995.59	147312	2,108.49	129948	
		US32D	2,031.17	149138	2,197.81	138708	



Exit Devices - 4500



Description	Length	Finish	2022 List	Stock No.	List Fire Rated	Stock No.	Case Qty.	
4501 SVR Grade 1 Non-Handed Cylinder Dogging (specify CD), add \$53.06 to list price. 3902 mortise cylinder with standard cam must be ordered separately. Cylinder length of 1-1/8" (29mm) - 1-3/8" (35mm) is required. Severe Windstorm Rated device, add \$66.38 to list price and specify WR. Refer to page 4 for electric modification. Refer to page 29 for extension rod kits for doors over 8 feet in height. Anti-microbial coating - add \$57.43 to list price.	36" x 84"	US3	1,861.76	157344	2,017.75	157393	3	
	Exit Only	US4	1,861.76	157346	2,017.75	157395		
		US10B	1,861.76	157341	2,017.75	157422		
		US26	1,861.76	157342	2,017.75	158058		
		US26D	1,791.31	157343	1,886.70	157392		
		US32D	1,861.76	157345	2,017.75	157394		
		BLK	1,861.76	198642	2,017.75	198663		
		36" x 96"	US3	1,931.01	157400	2,108.49	157426	3
		Exit Only	US4	1,931.01	157401	2,108.49	158068	
			US10B	1,931.01	157399	2,108.49	157424	
		US26	1,931.01	157568	2,108.49	157425		
		US26D	1,830.18	157390	1,995.59	157396		
		US32D	1,931.01	157391	2,108.49	157397		
	36" x 120"	US3			2,212.65	-	3	
	Exit Only	US4			2,212.65	157421		
		US10B			2,212.65	157887		
		US26			2,212.65	-		
		US26D			2,060.73	157418		
		US32D			2,212.65	157420		
	48" x 84"	US3	1,995.59	157895	2,164.95	156229	3	
	Exit Only	US4	1,995.59	156152	2,164.95	158074		
		US10B	1,995.59	156149	2,164.95	154982		
		US26	1,995.59	156150	2,164.95	156227		
		US26D	1,886.69	156147	2,108.49	156148		
		US32D	1,995.59	156151	2,164.95	156230		
	48" x 96"	US3	2,031.17	157901	2,197.81	158076	3	
	Exit Only	US4	2,031.17	157906	2,197.81	156235		
		US10B	2,031.17	157900	2,197.81	156231		
		US26	2,031.17	156153	2,197.81	156232		
		US26D	1,995.59	156154	2,146.95	156233		
		US32D	2,031.17	157905	2,197.81	156234		
	48" x 120"	US3			2,306.10	-	3	
	Exit Only	US4			2,306.10	-		
		US10B			2,306.10	156156		
		US26			2,306.10	-		
		US26D			2,164.95	158069		
		US32D			2,306.10	156225		



Description	Length	Finish	2022 List	Stock No.	List Fire Rated	Stock No.	Case Qty.
4501 CVR Grade 1 Non-Handed Cylinder Dogging (specify CD), add \$53.06 to list price. 3902 mortise cylinder with standard cam must be ordered separately. Cylinder length of 1-1/8" (29mm) - 1-3/8" (35mm) is required.	36" x 84"	US3	2,340.39	033019	2,622.64	-	3
	Exit Only	US4	2,340.39	-	2,622.64	-	
		US10B	2,340.39	050046	2,622.64	050040	
		US26	2,340.39	-	2,622.64	044155	
		US26D	2,340.39	050065	2,622.64	050059	
		US32D	2,340.39	50051	2,622.64	149313	
Refer to page 4 for electric modification pricing.	36" x 96"	US3	2,390.07	-	2,672.38	-	3
	Exit Only	US4	2,390.07	-	2,672.38	-	
		US10B	2,390.07	050030	2,672.38	050036	
		US26	2,390.07	-	2,672.38	-	
		US26D	2,390.07	150761	2,672.38	050065	
		US32D	2,390.07	150762	2,672.38	050066	
Refer to page 29 for extension rod kits for doors over 8 feet in height.	48" x 84"	US3	2,435.81	-	2,718.06	-	3
	Exit Only	US4	2,435.81	-	2,718.06	-	
		US10B	2,435.81	048224	2,718.06	-	
		US26	2,435.81	050063	2,718.06	-	
		US26D	2,435.81	050043	2,718.06	036355	
		US32D	2,435.81	-	2,718.06	050037	
Anti-microbial coating - add \$57.43 to list price.	48" x 96"	US3	2,485.49	168182	2,767.80	-	3
	Exit Only	US4	2,485.49	168184	2,767.80	-	
		US10B	2,485.49	168172	2,767.80	-	
		US26	2,485.49	168181	2,767.80	-	
		US26D	2,485.49	168167	2,767.80	036465	
		US32D	2,485.49	168183	2,767.80	047054	
Less dogging (specify LD-NON FIRE RATED ONLY), add \$48.60 list price.	48" x 84"	US3	2,485.49	168182	2,767.80	-	3
	Exit Only	US4	2,485.49	168184	2,767.80	-	
		US10B	2,485.49	168172	2,767.80	-	
		US26	2,485.49	168181	2,767.80	-	
		US26D	2,485.49	168167	2,767.80	036465	
		US32D	2,485.49	168183	2,767.80	047054	



Exit Devices - 4500



Description	Length	Finish	2022 List	Stock No.	List Fire Rated	Stock No.	Case Qty.
4501 CLB Grade 1 Non-Handed Cylinder Dogging (specify CD), add \$53.06 to list price. 3902 mortise cylinder with standard cam must be ordered separately. Cylinder length of 1-1/8" (29mm) - 1-3/8" (35mm) is required. Fire rated LBR devices must be ordered in pairs of less bottom rod vertical rod devices and with a spring loaded fire bolt (Part # 2-649-0166, add \$67.96 to list price) to ensure the device's fire rating. Refer to page 4 for electric modification pricing. Refer to page 25 for extension rod kits for doors over 8 feet in height	36" x 84"	US3	2,340.39	-	2,622.64	-	3
	Exit Only	US4	2,340.39	-	2,622.64	-	
		US10B	2,340.39	-	2,622.64	-	
		US26	2,340.39	-	2,622.64	-	
		US26D	2,340.39	047320	2,622.64	049802	
		US32D	2,340.39	049969	2,622.64	045528	
	36" x 96"	US3	2,390.07	-	2,672.38	-	3
	Exit Only	US4	2,390.07	-	2,672.38	-	
		US10B	2,390.07	-	2,672.38	034331	
		US26	2,390.07	-	2,672.38	-	
		US26D	2,390.07	037393	2,672.38	045040	
		US32D	2,390.07	046227	2,672.38	036300	
	48" x 84"	US3	2,435.81	-	2,718.06	-	3
	Exit Only	US4	2,435.81	-	2,718.06	-	
		US10B	2,435.81	-	2,718.06	-	
		US26	2,435.81	-	2,718.06	-	
		US26D	2,435.81	-	2,718.06	044976	
		US32D	2,435.81	-	2,718.06	161879	
	48" x 96"	US3	2,485.49	-	2,767.80	-	3
	Exit Only	US4	2,485.49	-	2,767.80	-	
		US10B	2,485.49	-	2,767.80	-	
		US26	2,485.49	-	2,767.80	-	
		US26D	2,485.49	-	2,767.80	-	
		US32D	2,485.49	049967	2,767.80	-	



Mortise Lock Exit Devices

4501 M (Pair with MB, MC, MD trim) Grade 1 Non-Handed Cylinder Dogging (specify CD), add \$53.06 to list price. 3902 mortise cylinder with standard cam must be ordered separately. Cylinder length of 1-1/8" (29mm) - 1-3/8" (35mm) is required. Refer to page 4 for electric modification pricing. Anti-microbial coating - add \$57.43 to list price. Less dogging (specify LD-NON FIRE RATED ONLY), add \$48.60 list price.	36"	US3	2,348.45	084209	2,581.64	-	3
	Exit Only	US4	2,348.45	084199	2,581.64	084081	
		US10B	2,348.45	084276	2,581.64	084123	
		US26	2,348.45	084268	2,581.64	084120	
		US26D	2,267.07	084249	2,494.29	084116	
		US32D	2,348.45	084203	2,581.64	084104	
	48"	US3	2,379.29	045758	2,612.61	084074	3
	Exit Only	US4	2,379.29	-	2,612.61	-	
		US10B	2,379.29	-	2,612.61	-	
		US26	2,379.29	-	2,612.61	084078	
		US26D	2,298.03	084190	2,522.48	162835	
		US32D	2,379.29	084146	2,612.61	162837	





Description	Length	Finish	2022 List	Stock No.	List Fire Rated	Stock No.	Case Qty.
4501 N (Pair with MN trim)	Exit Only	US3	2,348.45	-	2,581.64	- 3 -	
		US4	2,348.45	-	2,581.64	-	
		US10	2,348.45	-	2,581.64	-	
		US26	2,348.45	-	2,581.64	-	
		US26D	2,267.07	084005	2,522.48	083971	
		US32D	2,348.45	083998	2,581.64	083930	
48" Exit Only		US3	2,379.29	-	2,612.61	- 3	
		US4	2,379.29	-	2,612.61	-	
		US10B	2,379.29	-	2,612.61	-	
		US26	2,379.29	-	2,612.61	-	
		US26D	2,298.03	083982	2,522.48	083904	
		US32D	2,379.29	083979	2,612.61	083896	



4501 D Dummy Push Pad Non-handed For use with 4500 and 4600 Series Exit Devices	36"	US3	796.46	149393		3
		US10B	796.46	149392		
		US26D	699.01	149391		
		US32D	796.46	149390		
48" Anti-microbial coating - add \$57.43 to list price.		US3	827.43	-		3
		US10B	827.43	149396		
		US26D	729.98	149395		
		US32D	827.43	149394		



Description	Function	Finish	2022 List	Stock No. LHR	2022 List	Stock No. RHR	Case Qty.
45BE Blank Escutcheon Tactile Warning - add \$52.21 to list price. Anti-microbial coating - add \$57.43 to list price.							
Archer Lever	14 Always Operable	US3	645.27	122812			6
		US4	645.27	122814			
		US10B	645.27	122806			
		US26	645.27	122808			
		US26D	621.08	122810			
		BLK	645.27	43564			
August Lever		US3	645.27	122796			6
		US4	645.27	122797			
		US10B	645.27	122793			
		US26	645.27	122794			
		US26D	621.08	122795			
		BLK	645.27	49573			
Charles Lever		US3	645.27	-			6
		US4	645.27	-			
		US10B	645.27	178079			
		US26	645.27	-			
Johnston Lever (must specify handling)		US26D	621.08	176196			
		US3	645.27	-	645.27	-	6
		US4	645.27	178146	645.27	-	
		US10B	645.27	177946	645.27	177951	
		US26	645.27	178130	645.27	178133	
		US26D	621.08	177384	621.08	177387	

1.U/M is each unless otherwise noted.



Exit Devices - 4500

Description	Function	Finish	2022 List	Stock No. LHR	2022 List	Stock No. RHR	Case Qty.
Joshua Lever	14	US3	645.27	-			6
	Always	US4	645.27	-			
	Operable	US10B	645.27	178087			
		US26	645.27	-			
		US26D	621.08	178084			
Louis Lever		US3	645.27	177349			6
		US4	645.27	177356			
		US10B	645.27	177296			
		US26	645.27	177301			
		US26D	621.08	177305			
Warren Lever (must specify handling)		US3	645.27	-	597.47	- 6 -	
		US4	645.27	-	597.47		
		US10B	645.27	178053	597.47	178057	
		US26	645.27	-	597.47	-	
		US26D	621.08	178031	575.07	178048	
William Lever		US3	645.27	-			6
		US4	645.27	-			
		US10B	645.27	165842			
		US26	645.27	165843			
		US26D	621.08	165844			
Withnell Lever		US3	645.27	122813			6
		US4	645.27	122815			
		US10B	645.27	122807			
		US26	645.27	122809			
		US26D	621.08	122811			
		BLK	645.27	198994			
45MB							
Blank Escutcheon for use with 4501M Mortise Lock Exit Device							
Mortise trim does not match centerline of other 4500 Series trim							
Tactile Warning - add \$52.21 to list price.							
Anti-microbial coating - add \$57.43 to list price.							
Archer Lever	14 Always	US3	645.27	-			6
	Operable	US4	645.27	-			
		US10B	645.27	163696			
		US26	645.27	163699			
		US26D	621.08	163559			
August Lever		US3	645.27	-			6
		US4	645.27	-			
		US10B	645.27	163697			
		US26	645.27	163700			
		US26D	621.08	163560			



Description	Function	Finish	2022 List	Stock No.	Case Qty.
William Lever		US3	645.27	-	6
		US4	645.27	-	
		US10B	645.27	-	
		US26	645.27	-	
		US26D	621.08	163624	
Withnell Lever		US3	645.27	-	6
		US4	645.27	163599	
		US10B	645.27	163558	
		US26	645.27	163702	
		US26D	621.08	163561	



Description	Function	Finish	2022 List	Stock No. LHR	2022 List	Stock No. RHR	Case Qty.
45CE Cylinder Escutcheon Requires a 3902 mortise cylinder (with standard cam) sold separately Tactile Warning - add \$52.21 to list price. Anti-microbial coating - add \$57.43 to list price. Refer to page 4 for electric modification pricing.							
Archer Lever	08 Key locks or unlocks lever	US3	645.27	122824			6
		US4	645.27	122826			
		US10B	645.27	122818			
		US26	645.27	122820			
		US26D	621.08	122822			
		BLK	645.27	198993			
August Lever		US3	645.27	122802			6
		US4	645.27	122803			
		US10B	645.27	122799			
		US26	645.27	122800			
		US26D	621.08	122801			
		BLK	645.27	198995			
Charles Lever		US3	645.27	-			6
		US4	645.27	-			
		US10B	645.27	178080			
		US26	645.27	-			
		US26D	621.08	176193			
Johnston Lever (must specify handling)		US3	645.27	-	645.27	-	6
		US4	645.27	178147	645.27	-	
		US10B	645.27	177948	645.27	177952	
		US26	645.27	178131	645.27	178134	
		US26D	621.08	177385	621.08	177386	

1.U/M is each unless otherwise noted.



Exit Devices - 4500

Description	Function	Finish	2022 List	Stock No. LHR	2022 List	Stock No. RHR	Case Qty.
Joshua Lever	08	US3	645.27	-			6
	Key locks or unlocks lever	US4	645.27	-			
		US10B	645.27	178088			
		US26	645.27	-			
		US26D	621.08	178085			
Louis Lever		US3	645.27	177350			6
		US4	645.27	177357			
		US10B	645.27	177298			
		US26	645.27	177302			
		US26D	621.08	177306			
Warren Lever (must specify handling)		US3	645.27	-	645.27	-	6
		US4	645.27	-	645.27	-	
		US10B	645.27	178054	645.27	178058	
		US26	645.27	-	645.27	-	
		US26D	621.08	178032	621.08	178049	
William Lever		US3	645.27	159126			6
		US4	645.27	159127			
		US10B	645.27	159121			
		US26	645.27	159129			
		US26D	621.08	159109			
Withnell Lever		US3	645.27	122825			6
		US4	645.27	122827			
		US10B	645.27	122819			
		US26	645.27	122821			
		US26D	621.08	122823			
		BLK	645.27	198609			
45MC							
Cylinder Escutcheon for use with 4501M Mortise Lock Exit Device							
Mortise trim does not match centerline of other 4500 Series trim							
Requires a 3902 mortise cylinder (1-5/8" with standard cam) sold separately. Tactile Warning - add \$52.2 to list price.							
Anti-microbial coating - add \$57.43 to list price.							
Archer Lever	08	US3	645.27	-			6
	Key locks or unlocks lever	US4	645.27	163708			
		US10B	645.27	163562			
		US26	645.27	163717			
		US26D	621.08	163523			
August Lever		US3	645.27	-			6
		US4	645.27	163709			
		US10B	645.27	163715			
		US26	645.27	163718			
		US26D	621.08	163564			



Description	Function	Finish	2022 List	Stock No.	Case Qty.
William Lever		US3	645.27	-	6
		US4	645.27	163625	
		US10B	645.27	163716	
		US26	645.27	-	
		US26D	621.08	163626	
Withnell Lever		US3	645.27	163707	6
		US4	645.27	163710	
		US10B	645.27	163563	
		US26	645.27	163720	
		US26D	621.08	163565	



Description	Function	Finish	2022 List	Stock No. LHR	2022 List	Stock No. RHR	Case Qty.
45DT Dummy Trim Tactile Warning - add \$52.21 to list price. Anti-microbial coating - add \$57.43 to list price.							
Archer Lever	02	US3	645.27	14036			6
	Pull when	US4	645.27	14023			
	device is	US10B	645.27	14038			
	dogged down	US26	645.27	60033			
		US26D	621.08	60018			
August Lever		US3	645.27	107837			6
		US4	645.27	107838			
		US10B	645.27	107834			
		US26	645.27	107835			
		US26D	621.08	107836			
Charles Lever		US3	645.27	-			6
		US4	645.27	-			
		US10B	645.27	178082			
		US26	645.27	-			
		US26D	621.08	178078			
Johnston Lever (must specify handing)		US3	645.27	-	645.27	-	6
		US4	645.27	178148	645.27	-	
		US10B	645.27	177949	645.27	177953	
		US26	645.27	178132	645.27	178135	
		US26D	621.08	177937	621.08	177940	
Joshua Lever		US3	645.27	-			6
		US4	645.27	-			
		US10B	645.27	178089			
		US26	645.27	-			
		US26D	621.08	178086			

1.U/M is each unless otherwise noted.



Exit Devices - 4500

Description	Function	Finish	2022 List	Stock No. LHR	2022 List	Stock No. RHR	Case Qty.
Louis Lever	02	US3	645.27	177354			6
	Pull when device is dogged down	US4	645.27	177358			
		US10B	645.27	177299			
		US26	645.27	177303			
		US26D	621.08	177307			
Warren Lever (must specify handling)		US3	645.27	-	645.27	- 6 -	
		US4	645.27	-	645.27		
		US10B	645.27	178055	645.27	178059	
		US26	645.27	-	645.27	-	
		US26D	621.08	178046	621.08	178050	
William Lever		US3	645.27	-			6
		US4	645.27	-			
		US10B	645.27	165848			
		US26	645.27	-			
		US26D	621.08	165850			
Withnell Lever		US3	645.27	14035			6
		US4	645.27	14020			
		US10B	645.27	14037			
		US26	645.27	60027			
		US26D	621.08	60017			

Description	Function	Finish	2022 List	Stock No.	Case Qty.
45MD					
Dummy Trim for use with 4501M Mortise Lock Exit Device					
Mortise trim does not match centerline of other 4500 Series trim					
Tactile Warning - add \$52.21 to list price.					
Anti-microbial coating - add \$57.43 to list price.					
Archer Lever	02	US3	645.27	-	6
	Pull when device is dogged down	US4	645.27	-	
		US10B	645.27	-	
		US26	645.27	-	
		US26D	621.08	-	
August Lever		US3	645.27	-	6
		US4	645.27	-	
		US10B	645.27	-	
		US26	645.27	-	
		US26D	621.08	-	



Description	Function	Finish	2022 List	Stock No.	Case Qty.
William Lever		US3	645.27	-	6
		US4	645.27	-	
		US10B	645.27	-	
		US26	645.27	-	
		US26D	621.08	-	
Withnell Lever		US3	645.27	-	6
		US4	645.27	-	
		US10B	645.27	-	
		US26	645.27	-	
		US26D	621.08	163727	

Description	Function	Finish	2022 List	Stock No. LHR	2022 List	Stock No. RHR	Case Qty.
45NL							
Night Latch							
Requires a 3901 rim cylinder (with long tailpiece) sold separately. Tactile Warning - add \$52.21 to list price.							
Anti-microbial coating - add \$57.43 to list price.							
Maximum door thickness compatibility is 2-1/2" (38 mm)							
Archer Lever	03	US3	645.27	14003			6
	Key retracts latchbolt	US4	645.27	13984			
		US10B	645.27	14011			
		US26	645.27	60009			
		US26D	621.08	60000			
	BLK	645.27	76467				
August Lever		US3	645.27	107844			6
		US4	645.27	107845			
		US10B	645.27	107841			
		US26	645.27	107842			
		US26D	621.08	107843			
	BLK	645.27	61224				
Charles Lever		US3	645.27	-			6
		US4	645.27	-			
		US10B	645.27	178083			
		US26	645.27	-			
		US26D	621.08	178429			
Johnston Lever (must specify handling)		US3	645.27	-	645.27	-	6
		US4	645.27	178149	645.27	-	
		US10B	645.27	177950	645.27	177954	
		US26	645.27	177955	645.27	177956	
		US26D	621.08	177938	621.08	177941	



Exit Devices - 4500

Description	Function	Finish	2022 List	Stock No. LHR	2022 List	Stock No. RHR	Case Qty.
Joshua Lever	03	US3	645.27	-			6
	Key retracts latchbolt	US4	645.27	-			
		US10B	645.27	178092			
		US26	645.27	-			
		US26D	621.08	178091			
Louis Lever		US3	645.27	177355			6
		US4	645.27	177359			
		US10B	645.27	177300			
		US26	645.27	177304			
		US26D	621.08	177308			
Warren Lever (must specify handling)		US3	645.27	-	645.27	- 6 -	
		US4	645.27	-	645.27		
		US10B	645.27	178056	645.27	178060	
		US26	645.27	-	645.27	-	
		US26D	621.08	178047	621.08	-	
William Lever		US3	645.27	-			6
		US4	645.27	-			
		US10B	645.27	159132			
		US26	645.27	159133			
		US26D	621.08	159112			
Withnell Lever		US3	645.27	13999			6
		US4	645.27	13980			
		US10B	645.27	14007			
		US26	645.27	60008			
		US26D	621.08	60001			
		BLK	645.27	198996			

Description	Function	Finish	2022 List	Stock No.	Case Qty.
45MN					
Night Latch for use with 4501N Mortise Lock Exit Device					
Mortise trim does not match centerline of other 4500 Series trim					
Requires a 3902 mortise cylinder (1-5/8" with standard cam) sold separately. Tactile Warning - add \$52.21 to list price.					
Anti-microbial coating - add \$57.43 to list price.					
Archer Lever	03	US3	645.27	-	6
	Key retracts latchbolt	US4	645.27	-	
		US10B	645.27	-	
		US26	645.27	-	
		US26D	621.08	163538	
August Lever		US3	645.27	-	6
		US4	645.27	-	
		US10B	645.27	-	
		US26	645.27	-	
		US26D	621.08	163725	



Description	Function	Finish	2022 List	Stock No.	Case Qty.
William Lever		US3	645.27	-	6
		US4	645.27	-	
		US10B	645.27	-	
		US26	645.27	-	
		US26D	621.08	169861	
Withnell Lever		US3	645.27	-	6
		US4	645.27	-	
		US10B	645.27	-	
		US26	645.27	-	
		US26D	621.08	163726	
45PD Pull Plate - Dummy Trim For use with 4500 RIM, SVR, LBR, and CLB devices. Not for CVR. Tactile Warning - add \$52.21 to list price. Anti-microbial coating - add \$57.43 to list price.	02	US3	175.45	109038	12
	Pull when device is dogged down	US4	175.45	109039	
		US10B	175.45	109041	
		US26	175.45	109042	
		US26D	175.45	109043	
		US32D	175.45	109044	
45PN Pull Plate - Night Latch For use with 4500 RIM, SVR, LBR, and CLB devices. Not for CVR. Requires a 3901 rim cylinder (sold separately) Includes retaining cup for 161 door prep. Tactile Warning - add \$52.21 to list price. Anti-microbial coating - add \$57.43 to list price.	03	US3	196.31	109048	12
	Key retracts latchbolt	US4	196.31	109049	
		US10B	196.31	109051	
		US26	196.31	109052	
		US26D	196.31	109053	
		US32D	196.31	109054	
45PT Pull Plate - Thumbpiece For use with 4501 Rim device Requires a 3902 mortise cylinder (sold separately) Tactile Warning - add \$52.21 to list price. Anti-microbial coating - add \$57.43 to list price.	05	US32D	426.18	146142	6
	Key locks or unlocks thumb piece				
313SE Anti-Vandal Pull for 4500 Rim device Material: 11 GA stainless steel Max Projection: 1-7/8" Size: 6-11/32 x 11" Door Thickness: 1-3/4" - 2" Fasteners: 1/4" FPHMS with finish washers Rim cylinder 3901 sold separately Retaining cup 2-649-0137 for 161 prep sold separately	Dummy	US32D	389.80	185346	
	NL cyl. cutout LHR	US32D	389.80	185350	
	NL cyl. cutout RHR	US32D	389.80	185352	



1.U/M is each unless otherwise noted.




Exit Devices - 4500



Description	Function	Finish	2022 List	Stock No.	Case Qty.
313LE Anti-Vandal Pull w/Latchguard for 4500 Rim Device Material: 11 GA stainless steel Max Projection: 1-7/8" Size: 6-11/32 x 11" Door Thickness: 1-3/4" - 2" Fasteners: 1/4" FPHMS with finish washers Rim cylinder 3901 sold separately Retaining cup 2-649-0137 for 161 prep sold separately	Dummy	US32D	389.80	185355	
	NL cyl. cutout LHR	US32D	389.80	185354	
	NL cyl. cutout RHR	US32D	389.80	185353	
4915 Threshold strike for use with 4500 or 4700 Series. Optional - order separately. Not for fire-rated doors.		US32D	31.64	67426	48
4920 Strike for use with 4500 Series or 4600 Series Rim Panic-Rated exit device. Included with 4500 RIM Panic-Rated device. Not for fire-rated doors.		US32D	88.77	16208	24
4920F Fire rated strike for use with 4500 Series or 4600 Series fire rated Rim exit device. Included with fire rated device.		US32D	123.06	16207	24
4921 Double door strike for 4500 Vertical Rod and Rim exit device. Optional - order separately. Not for fire-rated doors.		US3	88.77	102255	24
		US4	88.77	102256	
		US10B	88.77	102258	
		US26	88.77	102259	
		US32D	88.77	102271	





Description	Length	Finish	2022 List	Stock No.	Case Qty.
4923 Top strike for use with 4500 Series Surface Vertical Rod Panic-Rated device. Included with panic-rated device.		US32D	56.51	16206	24
4923F Fire rated top strike for use with 4500 Series Surface Vertical Rod device. Included with fire rated device.		US32D	69.26	16205	24
4924 Bottom strike for use with 4500 Series Vertical Rod devices. Included with panic rated device.		US32D	69.26	16203	12
4924F Fire rated bottom strike for use with 4500 Series Vertical Rod device. Included with fire rated device.		US32D	79.93	16201	12
4926 Cylinder Dogging Conversion Kit for panic rated 4500 device Requires a 3902 mortise cylinder (with standard cam) sold separately. Cylinder length of 1-1/8" (29mm) - 1-3/8" (35mm) is required.	36"	US3	57.87	157135	48
		US4	57.87	157137	
		US10B	57.87	157139	
		US26	57.87	157140	
		US26D	57.87	157141	
	48"	US32D	57.87	157142	
		US3	61.93	157143	36
		US4	61.93	157144	
		US10B	61.93	157146	
		US26	61.93	157147	
US26D	61.93	157148			
4927 Bottom Latch Assembly for use with 4500 Series SVR Devices Includes latch, cover and screws. Included with device.		US3	123.06	2526	24
		US4	123.06	2525	
		US10B	123.06	2522	
		US26	123.06	2520	
		US26D	123.06	2518	
	US32D	123.06	2511		



1.U/M is each unless otherwise noted.



Exit Devices - 4500



Description	Finish	2022 List	Stock No.	Case Qty.
4928 Top Latch Assembly for use with 4500 Series SVR and LBR Devices Includes latch, cover and screws. Included with device.	US3	123.06	112972	24
	US4	123.06	112974	
	US10B	123.06	112969	
	US26	123.06	112970	
	US32D	123.06	112973	
4929 SVR/LBR Rod Replacement Kit (top or bottom) Includes: One (1) each 45-1/4" (1149 mm) rod, rod connector, and appropriate fasteners.	US3	57.87	2634	24
	US4	57.87	2633	
	US10	57.87	2587	
	US26	57.87	2573	
	US32D	57.87	2564	
4929C CVR/CLB Rod Replacement Kit (top or bottom) Includes: One (1) each 46-5/8" (1184 mm) rod, rod connector, and appropriate fasteners.	US26D	57.87	165570	24
4930R Shim Kit for 4500 Rim Device Packaged 2 ea. 1/8" shims	US3	104.90	1440	24
	US4	104.90	1438	
	US10B	104.90	1428	
	US26	104.90	1426	
	US32D	123.06	1421	
4930S Shim Kit for 4500 Surface Vertical Rod Device Packaged 2 ea. 1/8" shims	US3	104.90	1412	24
	US4	104.90	1411	
	US10B	104.90	1404	
	US26	104.90	1400	
	US32D	123.06	1388	
4932C Replacement Head Cover for 4500 CVR Device	US3	104.90	166447	20
	US4	104.90	166449	
	US10B	104.90	166444	
	US26	104.90	166445	
	US32D	123.06	166448	





Description	Length	Finish	2022 List	Stock No.	Case Qty.
4932R Replacement Head Cover for 4500 Rim Device		US3	104.90	105036	20
		US4	104.90	105037	
		US10B	104.90	105039	
		US26	104.90	105040	
		US26D	104.90	105041	
	US32D	123.06	105042		
<hr/>					
4932S Replacement Head Cover for 4500 SVR Device		US3	104.90	105043	20
		US4	104.90	105044	
		US10B	104.90	105046	
		US26	104.90	105047	
		US26D	104.90	105048	
	US32D	123.06	105049		
<hr/>					
4936 24" Extension Rod Kit Includes 24" extension rod, rod connector, rod guide, and wood and machine screws.		US3	37.00	129372	24
		US4	37.00	129373	
		US10B	37.00	129375	
		US26	37.00	129376	
		US26D	37.00	129377	
	US32D	37.00	129378		
<hr/>					
4937 36" Extension Rod Kit Includes 36" extension rod, rod connector, rod guide, and wood and machine screws.		US3	41.74	129381	24
		US4	41.74	-	
		US10B	41.74	129384	
		US26	41.74	129385	
		US26D	41.74	129386	
	US32D	41.74	129387		
<hr/>					
4940 Alarm Kit for 4500 Series Latchbolt monitor switch and tamper switch available. See page 29.	36"	US3	494.02	137621	24
		US4	494.02	137622	
		US10B	494.02	137595	
		US26	494.02	137624	
		US26D	494.02	137596	
		US32D	494.02	137597	
<hr/>					
	48"	US3	494.02	164020	24
		US4	494.02	164029	
		US10B	494.02	164008	
		US26	494.02	-	
		US26D	494.02	164016	
		US32D	494.02	164025	

1.U/M is each unless otherwise noted.



Exit Devices - 4500



Description	Finish	2022 List	Stock No.	Case Qty.
4945 Top Strike Standard for 4501 CVR	US32D	57.19	150417	
4945F Fire Rated Top Strike for 4501 CVR	US32D	70.61	150418	
2-649-0031 Rod Guide Replacement Pack	US3	11.51	3478	
2-649-0032 Rod Guide Replacement Pack	US4	11.51	3477	
2-649-0033 Rod Guide Replacement Pack	US10B	11.51	3473	
2-649-0034 Rod Guide Replacement Pack	US26	11.51	3467	
2-649-0035 Rod Guide Replacement Pack	US26D	11.51	3466	
2-649-0036 Rod Guide Replacement Pack	US32D	11.51	3464	
2-649-0037 Rod Guide Replacement Pack				
2-649-0038 End Cap Replacement	US3	37.00	3462	
2-649-0039 End Cap Replacement	US4	37.00	3454	
2-649-0041 End Cap Replacement	US10B	37.00	3435	
2-649-0042 End Cap Replacement	US26	37.00	3433	
2-649-0043 End Cap Replacement	US26D	37.00	3424	
2-649-0044 End Cap Replacement	US32D	37.00	3414	
2-649-0218 Flush End Cap	US3	39.90	182923	
2-649-0220 Flush End Cap	US4	39.90	182925	
2-649-0215 Flush End Cap	US10B	39.90	182920	
2-649-0216 Flush End Cap	US26	39.90	182921	
2-649-0217 Flush End Cap	US26D	39.90	182922	

Description	Finish	2022 List	Stock No.	Case Qty.
2-649-0219 Flush End Cap	US32D	43.09	182924	
Note: All end caps come with bracket and fasteners				
2-649-0049 Spring Cage and Hanging Pin for 4500 Series Escutcheon Trim	-	17.54	3405	
2-649-0060 Top or Bottom Latch Cover Replacement Pack	US3	65.93	3333	
2-649-0061 Top or Bottom Latch Cover Replacement Pack	US4	65.93	3306	
2-649-0062 Top or Bottom Latch Cover Replacement Pack	US10B	65.93	3299	
2-649-0063 Top or Bottom Latch Cover Replacement Pack	US26	65.93	3297	
2-649-0064 Top or Bottom Latch Cover Replacement Pack	US26D	65.93	3296	
2-649-0065 Top or Bottom Latch Cover Replacement Pack	US32D	65.93	3295	
2-649-0066 Top or Bottom Latch Cover Replacement Pack				
2-649-0074 SVR Screwpack - Latch, rod, rod connector, rod guide	US3	10.10	103548	
2-649-0075 SVR Screwpack - Latch, rod, rod connector, rod guide	US4	10.10	103550	
2-649-0076 SVR Screwpack - Latch, rod, rod connector, rod guide	US10B	10.10	103552	
2-649-0077 SVR Screwpack - Latch, rod, rod connector, rod guide	US26	10.10	103553	
2-649-0078 SVR Screwpack - Latch, rod, rod connector, rod guide	US26D	10.10	103554	
2-649-0079 SVR Screwpack - Latch, rod, rod connector, rod guide	US32D	10.10	103555	
2-649-0080 SVR Screwpack - Latch, rod, rod connector, rod guide				
2-649-0081 SVR Screwpack - Top and bottom strike	-	6.09	103556	



1.U/M is each unless otherwise noted.




Exit Devices - 4500



Description	Finish	2022 List	Stock No.	Case Qty.
2-649-0082 Screwpack - Chassis, end cap, head cover, rim strike (4500 & 4600 Series)	US3	18.22	103558	
2-649-0083 Screwpack - Chassis, end cap, head cover, rim strike (4500 & 4600 Series)	US4	18.22	103559	
2-649-0085 Screwpack - Chassis, end cap, head cover, rim strike (4500 & 4600 Series)	US10B	18.22	103561	
2-649-0086 Screwpack - Chassis, end cap, head cover, rim strike (4500 & 4600 Series)	US26	18.22	103562	
2-649-0087 Screwpack - Chassis, end cap, head cover, rim strike (4500 & 4600 Series)	US26D	18.22	103563	
2-649-0088 Screwpack - Chassis, end cap, head cover, rim strike (4500 & 4600 Series)	US32D	18.22	103582	
2-649-0166 Firebolt Kit for Fire Rated 4500 Series LBR and CLB devices. Includes fire bolt, plastic plug, head cover plug, screws, and instructions. Must use firebolt with fire rated pairs of less bottom rod vertical rod devices to ensure the device's fire rating.	-	67.96	124539	
2-649-0167 LBR Replacement Head Cover Plug Shipped standard if device ordered as LBR	-	10.10	124540	
2-649-0168 Latchbolt Monitor Switch for 4940 and 4941 Alarm Kits	-	169.47	124228	
2-649-0177 Rod to Rod Connector	US3	10.10	129398	
2-649-0178 Rod to Rod Connector	US4	10.10	-	
2-649-0179 Rod to Rod Connector	US10B	10.10	129401	
2-649-0180 Rod to Rod Connector	US26	10.10	129402	
2-649-0181 Rod to Rod Connector	US26D	10.10	129403	
2-649-0182 Rod to Rod Connector	US32D	10.10	129404	
2-649-0183 Rod to Rod Connector				






Description	Finish	2022 List	Stock No.	Case Qty.
2-649-0406 45PN/47PN Cylinder Cup Spacer	-	10.83	182414	
2-649-1074 Hex Key for Dogging 5/32" 10 pack	-	7.45	122690	
2-649-1090 Tamper Switch for 4940 and 4941 alarm kits	-	169.47	137590	
2-649-1108 4501 CVR Top Latch Assembly Replacement Kit	-	102.25	-	
2-649-1109 4501 CVR Bottom Latch Assembly Replacement Kit	-	102.25	150416	
2-649-0440 4500 Series Mortise Exit Strike	US10B	30.96	070809	
2-649-0441 4500 Series Mortise Exit Strike	US26D	30.96	070801	
2-649-0442 4500 Series Mortise Exit Strike	US32D	30.96	070791	
2-649-0443 4500 Series Fire Rated Mortise Exit Strike	US10B	30.96	070792	
2-649-0444 4500 Series Fire Rated Mortise Exit Strike	US26D	30.96	070793	
2-649-0445 4500 Series Fire Rated Mortise Exit Strike	US32D	30.96	070788	
2-649-0250 4500/4600 Series 36" Photoluminescent Push Bar		307.80	185696	
2-649-0257 4500/4600 Series 48" Photoluminescent Push Bar		369.36	185792	

1.U/M is each unless otherwise noted.



Exit Devices - 4600



Description	Length	Finish	2022 List	Stock No.	List Fire Rated	Stock No.	Case Qty.
4601 RIM	36"	US3	1,758.28	158394	1,965.98	158413	3
Narrow Stile Rim	Exit Only	US4	1,758.28	158396	1,965.98	158347	
Grade 1		US10B	1,758.28	158343	1,965.98	158345	
Non-Handed		US26	1,758.28	158390	1,965.98	158411	
		US26D	1,610.41	158324	1803.34	158412	
		US32D	1,758.28	158344	1,965.98	158346	
For cylinder dogging (specify CD), add \$52.21 to the list price. 3902 mortise cylinder with standard cam must be ordered separately. Cylinder length of 1-1/8" (29mm) - 1-3/8" (35mm) is required.	48"	US3	1,810.73	158401	2,022.37	-	3
	Exit Only	US4	1,810.73	158402	2,022.37	-	
		US10B	1,810.73	158398	2,022.37	-	
		US26	1,810.73	158399	2,022.37	-	
Refer to page 4 for electric modification pricing.		US26D	1,657.50	156239	1,859.11	-	
		US32D	1,810.73	156240	2,022.37	156242	
Anti-microbial coating, add \$57.43 to list price.							
Less dogging (specify LD-NON FIRE RATED ONLY), add \$68.60 list price.							



4601 CVR (Non-Fire Rated)	36" x 84"	US3 ³	2,487.02	-	-	-	3
Grade 1	Exit Only	US4 ³	2,450.09	-	-	-	
Non-Handed		US10B ³	2,450.09	-	-	-	
		US26 ³	2,487.02	-	-	-	
Cylinder Dogging (specify CD), add \$52.21 to list price. 3902 mortise cylinder with standard cam must be ordered separately. Cylinder length of 1-1/8" (29mm) - 1-3/8" (35mm) is required.		US26D	2,425.46	040789	-	-	
		US32D	2,450.09	040784	-	-	
		BLK ³	2,450.09	-	-	-	
	36" x 96"	US3 ³	2,536.27	-	-	-	3
	Exit Only	US4 ³	2,499.34	-	-	-	
Refer to page 4 for electric modification pricing.		US10B ³	2,499.34	-	-	-	
		US26 ³	2,536.27	-	-	-	
Refer to page 25 for extension rod kits for doors over 8 feet in height.		US26D ³	2,474.71	-	-	-	
		US32D ³	2,499.34	-	-	-	
		BLK ³	2,499.34	-	-	-	
Anti-microbial coating, add \$57.43 to list price.	48" x 84"	US3 ³	2,560.90	-	-	-	3
	Exit Only	US4 ³	2,536.27	-	-	-	
Less dogging (specify LD-NON FIRE RATED ONLY), add \$68.60 list price.		US10B ³	2,560.90	-	-	-	
		US26 ³	2,560.90	-	-	-	
		US26D	2,499.34	040783	-	-	
		US32D	2,536.27	040785	-	-	
		BLK ³	2,536.27	-	-	-	
	48" x 96"	US3 ³	2,610.14	-	-	-	3
	Exit Only	US4 ³	2,585.52	-	-	-	
		US10B ³	2,610.14	-	-	-	
		US26 ³	2,610.14	-	-	-	
		US26D ³	2,548.58	-	-	-	
		US32D ³	2,585.52	-	-	-	
		BLK ³	2,585.52	-	-	-	





Description	Length	Finish	2022 List	Stock No.	Listed Fire Rated	Stock No.	Case Qty.
4601 CLB (Non-Fire Rated) Grade 1 Non-Handed Cylinder Dogging (specify CD) add \$53.06 to list price. 3902 mortise cylinder with standard cam must be ordered separately. Cylinder length of 1-1/8" (29mm) - 1-3/8" (35mm) is required. Refer to page 4 for electric modification pricing. Refer to page 25 for extension rod kits for doors over 8 feet in height.	36" x 84"	US3 ³	2,487.02	-	-	-	3
	Exit Only	US4 ³	2,450.09	-	-	-	
		US10B ³	2,450.09	-	-	-	
		US26 ³	2,487.02	-	-	-	
		US26D	2,425.46	035049	-	-	
		US32D	2,450.09	035050	-	-	
		BLK ³	2,450.09	-	-	-	
Anti-microbiacoatingadd \$57.43to list price. Less dogging (specify LD-NON FIRE RATED ONLY), add \$48.60 list price.	36" x 96"	US3 ³	2,536.27	-	-	-	3
	Exit Only	US4 ³	2,499.34	-	-	-	
		US10B ³	2,499.34	-	-	-	
		US26 ³	2,536.27	-	-	-	
		US26D ³	2,474.71	-	-	-	
		US32D ³	2,499.34	-	-	-	
		BLK ³	2,499.34	-	-	-	
	48" x 84"	US3 ³	2,560.90	-	-	-	3
	Exit Only	US4 ³	2,536.27	-	-	-	
		US10B ³	2,560.90	-	-	-	
		US26 ³	2,560.90	-	-	-	
		US26D	2,499.34	035051	-	-	
		US32D	2,536.27	035052	-	-	
		BLK ³	2,536.27	-	-	-	
	48" x 96"	US3 ³	2,610.14	-	-	-	3
	Exit Only	US4 ³	2,585.52	-	-	-	
		US10B ³	2,610.14	-	-	-	
		US26 ³	2,610.14	-	-	-	
		US26D ³	2,548.58	-	-	-	
		US32D ³	2,585.52	-	-	-	
		BLK ³	2,585.52	-	-	-	

1. U/M is each unless otherwise noted.
2. Available at extended lead time.



Exit Devices - 4600



Description	Function	Finish	2022 List	Stock No.	Case Qty.
46BE					
Blank Escutcheon					
Tactile Warning - add \$452.21 to list price.					
Anti-microbial coating - add \$57.43 to list price.					
Archer Lever	14 Always Operable	US3	645.27	-	6
		US4	645.27	-	
	US10B	645.27	171033		
	US26	645.27	171089		
	US26D	619.79	171090		
August Lever		US3	645.27	-	6
		US4	645.27	-	
		US10B	645.27	-	
		US26	645.27	171088	
		US26D	619.79	171096	
William Lever		US3	645.27	-	6
		US4	645.27	-	
		US10B	645.27	171083	
		US26	645.27	-	
		US26D	619.79	171091	
Withnell Lever		US3	645.27	-	6
		US4	645.27	-	
		US10B	645.27	171085	
		US26	645.27	-	
		US26D	619.79	171097	



46CE					
Cylinder Escutcheon					
Requires a 3902 mortise cylinder (with 3976 L cam) sold separately. Tactile Warning - add \$52.21 to list price.					
Anti-microbial coating - add \$57.43 to list price.					
Archer Lever	08 Key locks or unlocks lever	US3	645.27	-	6
		US4	645.27	171514	
		US10B	645.27	171483	
		US26	645.27	171504	
		US26D	619.79	171508	
August Lever		US3	645.27	-	6
		US4	645.27	-	
		US10B	645.27	171503	
		US26	645.27	-	
		US26D	619.79	171212	



Description	Function	Finish	2022 List	Stock No.	Case Qty.
William Lever		US3	645.27	-	6
		US4	645.27	-	
		US10B	645.27	171484	
		US26	645.27	-	
		US26D	619.79	171211	
Withnell Lever		US3	645.27	171513	6
		US4	645.27	171518	
		US10B	645.27	171129	
		US26	645.27	171507	
		US26D	619.79	171509	
<hr/>					
46DT Dummy Trim Tactile Warning - add \$52.21 to list price. Anti-microbial coating - add \$57.43 to list price.		US3	645.27	-	6
		US4	645.27	-	
		US10B	645.27	171228	
		US26	645.27	171234	
		US26D	619.79	171283	
Archer Lever	02	US3	645.27	-	6
	Pull when device is dogged down	US4	645.27	-	
		US10B	645.27	171228	
		US26	645.27	171234	
		US26D	619.79	171283	
August Lever		US3	645.27	-	6
		US4	645.27	-	
		US10B	645.27	-	
		US26	645.27	-	
		US26D	619.79	171285	
William Lever		US3	645.27	-	6
		US4	645.27	-	
		US10B	645.27	171375	
		US26	645.27	-	
		US26D	619.79	-	
Withnell Lever		US3	645.27	-	6
		US4	645.27	171412	
		US10B	645.27	171233	
		US26	645.27	171282	
		US26D	619.79	171287	



Exit Devices - 4600



Description	Function	Finish	2022 List	Stock No.	Case Qty.
46NL					
Night Latch					
Requires a 3901 rim cylinder (with long tailpiece) sold separately.					
Use an extra 1/4" blocking ring with IC Core cylinder.					
Maximum door thickness compatibility is 1-3/4" (44mm).					
Tactile Warning - add \$52.21 to list price.					
Anti-microbial coating - add \$57.43 to list price.					
Archer Lever	03	US3	645.27	171538	6
	Key retracts latchbolt	US4	645.27	-	
		US10B	645.27	171527	
		US26	645.27	-	
		US26D	619.79	171534	
August Lever		US3	645.27	-	6
		US4	645.27	-	
		US10B	645.27	171529	
		US26	645.27	171533	
		US26D	619.79	171536	

1. U/M is each unless otherwise noted.

Description	Length	Finish	2022 List	Stock No.	Case Qty.
William Lever		US3	645.27	-	6
		US4	645.27	-	
		US10B	645.27	171528	
		US26	645.27	-	
		US26D	619.79	171535	
Withnell Lever		US3	645.27	-	6
		US4	645.27	171545	
		US10B	645.27	171530	
		US26	645.27	-	
		US26D	619.79	171537	
4920 Strike for use with 4500 or 4600 Series Rim Exit Device. Optional - order separately		US32D	88.77	16208	24
4920F Fire rated strike for use with 4500 or 4600 Series Fire Rated Rim Exit Device. Included standard with fire rated device.		US32D	123.06	16207	24
4925C Cylinder Dogging Conversion Kit for Panic Rated 4600 Series CVR and CLB Device.	36"	US10B	47.20	157216	48
		US26	47.20	157217	
		US26D	47.20	157218	
		US32D	47.20	157219	
Requires a 3902 mortise cylinder (with standard cam) sold separately. Cylinder length of 1-1/8" (29mm) - 1-3/8" (35mm) is required.	48"	US10B	49.57	157274	36
		US26	49.57	157275	
		US26D	49.57	157276	
		US32D	49.57	157277	
4925R Cylinder Dogging Conversion Kit for Panic Rated 4600 Series Rim Device.	36"	US3	53.80	157187	48
		US4	53.80	157191	
		US10B	53.80	157193	
		US26	53.80	-	
		US26D	53.80	157195	
		US32D	53.80	157196	
Requires a 3902 mortise cylinder (with standard cam) sold separately. Cylinder length of 1-1/8" (29mm) - 1-3/8" (35mm) is required.	48"	US3	56.51	-	36
		US4	56.51	-	
		US10B	56.51	157200	
		US26	56.51	157201	
		US26D	56.51	157202	
		US32D	56.51	157203	



Exit Devices - 4600



Description	Length	Finish	2022 List	Stock No.	Case Qty.
4941R Alarm Kit for 4600 Series Rim Device Latchbolt monitor switch and tamper switch available.	36"	US3	449.02	-	
		US4	449.02	-	
		US10B	449.02	-	
		US26	449.02	-	
		US26D	449.02	167349	
		US32D	449.02	167464	
<hr/>					
	48"	US3	449.02	-	
		US4	449.02	-	
		US10B	449.02	-	
		US26	449.02	-	
		US26D	449.02	147150	
		US32D	449.02	-	
<hr/>					
4950 Blade stop strike for use with 4600 Series Rim Exit Device. Included standard with panic rated device.		US32D	88.77	139746	24
<hr/>					
4951 Single rabbet strike for use with 4600 Series Rim Exit Device Optional - order separately		US32D	88.77	139748	24
<hr/>					
4952 Semi-flush mount strike for use with 4600 Series Rim Exit Device Optional - order separately		US32D	88.77	139747	24
<hr/>					
4960R Shim Kit for 4600 Series Rim Exit Device Packaged 2 each 1/8" shims		US3	95.54	139716	24
		US4	95.54	139717	
		US10B	95.54	139719	
		US26	95.54	-	
		US26D	95.54	139721	
	US32D	112.35	139722		





Description	Finish	2022 List	Stock No.	Case Qty.
4965R Replacement Head Cover for 4600 Rim Device	US3	95.54	139700	20
	US4	95.54	139707	
	US10B	95.54	139709	
	US26	95.54	-	
	US26D	95.54	139711	
	US32D	112.35	139712	
<hr/>				
4965C Replacement Head Cover for 4600 CVR/CLB Device	US10B	95.54	166451	20
	US26D	95.54	166453	
	US32D	112.35	166455	
<hr/>				
2-649-0038 End Cap Replacement	US3	37.00	3462	
2-649-0039 End Cap Replacement	US4	37.00	3454	
2-649-0041 End Cap Replacement	US10B	37.00	3435	
2-649-0042 End Cap Replacement	US26	37.00	3433	
2-649-0043 End Cap Replacement	US26D	37.00	3424	
2-649-0044 End Cap Replacement	US32D	37.00	3414	
<hr/>				
2-649-0218 Flush End Cap	US3	43.09	182923	
2-649-0220 Flush End Cap	US4	43.09	182925	
2-649-0215 Flush End Cap	US10B	43.09	182920	
2-649-0216 Flush End Cap	US26	43.09	182921	
2-649-0217 Flush End Cap	US26D	43.09	182922	
2-649-0219 Flush End Cap	US32D	43.09	182924	
<hr/>				
Note: All end caps come with bracket and fasteners				
2-649-0168 Latchbolt Monitor Switch for 4940 and 4941 Alarm Kits	-	169.47	124228	
2-649-1074 Hex Key for Dogging 5/32" 10 pack	-	6.77	122690	
<hr/>				
2-649-1090 Tamper Switch for 4940 and 4941 Alarm Kits	-	169.47	137590	

1.U/M is each unless otherwise noted.




Exit Devices - 4600



Description	Finish	2022 List	Stock No.	Case Qty.
4929C 4929 CVR/CLB Rod Replacement PK 46-5/8" US26D (4500/4600)	-	69.75	165570	
2-649-0596 4600 CVR Bottom Strike Packaged Assembly	-	34.24	0039704	
2-649-0598 4600 CVR Top Strike Packaged Assembly	-	34.24	039700	
2-649-0581 4600 CVR Top Latch Assembly (no screws)	-	117.94	039696	
2-649-0582 4600 CVR Bottom Latch Assembly (no screws)	-	121.63	039697	
2-649-0580 4600 CVR Rod Connector Pack	-	19.02	039698	
2-649-0597 4600 Exit Device Chassis Screw Pack	-	7.61	039685	
2-649-0598 4600 CVR Latch Screw Pack, 26D	26D	6.34	039682	
2-649-0589 4600 CVR Latch Screw Pack, 32D	32D	6.34	039675	
2-649-0583 4600 CVR Latch Screw Pack, US3	US3	6.34	039671	
2-649-0584 4600 CVR Latch Screw Pack, US4	US4	6.34	039664	
2-649-0586 4600 CVR Latch Screw Pack, US10B	US10B	6.34	039658	
2-649-0587 4600 CVR Latch Screw Pack, US26	US26	6.34	039655	
2-649-0590 4600 CVR Latch Screw Pack, BLK	BLK	6.34	039652	





Description	Length	Finish	2022 List	Stock No.	Listed Fire		Case Qty.
					Rated	Stock No.	
4701 RIM Standard Duty Non-Handed	36" Exit Only	ALM	384.50	098945	528.31	098474	3
		DBZ	384.50	098823	528.31	098430	
		US3	647.98	099106	795.85	098531	
		US32D	647.98	015815	795.85	098530	
		BLK	384.50	26282	528.31	18142	
	48" Exit Only	ALM	432.89	098778	578.73	098389	3
		DBZ	432.89	098544	578.73	098387	
		US3	696.37	016113	842.20	098411	
		US32D	696.37	098788	842.20	098402	
		BLK	432.89	38784	578.73	7131	
4701 SVR Standard Duty Non-Handed SVR panic devices available on 10' openings. Order extension rod kits separately. Less dogging (specify L-NON FIRE RATED ONLY), add \$48.60 list price.	36" x 84" Exit Only	ALM	625.08	131988	863.75	132156	3
		DBZ	625.08	132022	863.75	132151	
		US3	889.97	131955	1,129.20	085302	
	36" x 96" Exit Only	US32D	889.97	131984	1,129.20	132153	3
		BLK	625.08	38785	863.75	7125	
		ALM	674.88	132035	913.49	132156	
	48" x 84" Exit Only	DBZ	674.88	132058	913.49	132183	3
		US3	936.27	118174	1,177.64	085279	
		US32D	936.27	132026	1,177.64	132153	
	48" x 96" Exit Only	ALM	696.37	085312	936.27	132191	3
		DBZ	696.37	085281	936.27	118199	
		US3	942.36	118178	1,199.74	118195	
48" x 96" Exit Only	US32D	942.36	132063	1,199.74	132186	3	
	ALM	720.56	132091	961.14	132193		
	DBZ	720.56	098945	961.14	085299		
	48" x 96" Exit Only	US3	986.07	011813	1,226.64	085301	3
		US32D	986.07	132073	1,226.64	085268	



Description	Function	Finish	2022 List	Stock No.		Case Qty.	
				LHR	RHR		
47BE Blank Escutcheon Must specify handing Steel body, zinc lever (US32D has stainless steel cover). For doors thicker than 1-3/4" or when used with a shim kit, specify total door thickness. Tactile Warning - add \$52.21 to list price of item.							
Archer Lever	14	ALM	305.83	92763	305.83	92825	6
	Always	DBZ	305.83	92760	305.83	92774	
	Operable	US3	334.15	92764	334.15	92846	
		US32D	334.15	92772	334.15	92889	
August Lever		ALM	305.83	107647	305.83	107648	6
		DBZ	305.83	107650	305.83	107649	
		US3	334.15	107640	334.15	107643	
		US32D	334.15	107645	334.15	107646	
Withnell Lever		ALM	305.83	92917	305.83	93139	6
		DBZ	305.83	92906	305.83	93083	
		US3	334.15	92918	334.15	93173	
		US32D	334.15	92919	334.15	93199	
		BLK			305.83	7126	

1. U/M is each unless otherwise noted.



Exit Devices - 4700



Description	Function	Finish	2022 List	Stock No. LHR	2022 List	Stock No. RHR	Case Qty.
47CE							
Cylinder Escutcheon							
Must specify handing							
Requires a 3902 mortise cylinder (with standard cam) sold separately.							
Steel body, zinc lever (US32D has stainless steel cover).							
For doors thicker than 1-3/4" or when used with a shim kit, specify total door thickness.							
Tactile Warning - add \$48.34 to list price of item.							
Archer Lever	08	ALM	305.83	93208	305.83	93829	6
	Key locks or unlocks lever	DBZ	305.83	93206	305.83	93819	
		US3	334.15	93219	334.15	93903	
		US32D	334.15	93220	334.15	93913	
August Lever		ALM	305.83	107658	305.83	107659	6
		DBZ	305.83	107660	305.83	107661	
		US3	334.15	107652	334.15	107654	
		US32D	334.15	107655	334.15	107657	
Withnell Lever		ALM	305.83	93778	305.83	95104	6
		DBZ	305.83	93765	305.83	95004	
		US3	334.15	93786	334.15	95118	
		US32D	334.15	93801	334.15	95143	
		BLK			305.83	7127	



47DT							
Dummy Trim							
Must specify handing							
Steel body, zinc lever (US32D has stainless steel cover).							
For doors thicker than 1-3/4" or when used with a shim kit, specify total door thickness.							
Tactile Warning - add \$52.21 to list price of item.							
Archer Lever	02	ALM	305.73	92290	305.73	92306	6
	Pull when device is dogged down	DBZ	305.83	92257	305.83	92304	
		US3	334.15	92291	334.15	92320	
		US32D	334.15	92293	334.15	92322	
August Lever		ALM	305.73	107675	305.73	107674	6
		DBZ	305.83	107676	305.83	107677	
		US3	334.15	107669	334.15	107670	
		US32D	334.15	107671	334.15	107673	
Withnell Lever		ALM	305.73	92325	305.73	92391	6
		DBZ	305.83	92324	305.83	92386	
		US3	334.15	92367	334.15	92392	
		US32D	334.15	92189	334.15	92396	





Description	Function	Finish	2022 List	Stock No. LHR	2022 List	Stock No. RHR	Case Qty.
47NL							
Night Latch							
Must specify handing							
Requires a 3902 mortise cylinder (sold separately) with standard cam.							
Steel body, zinc lever (US32D has stainless steel cover).							
For doors thicker than 1-3/4" or when used with a shim kit, specify total door thickness.							
Tactile Warning - add \$52.21 of list price of item.							
Archer Lever	03	ALM	305.83	160645	305.83	92500	6
	Key retracts latchbolt	DBZ	305.83	160657	305.83	92499	
		US3	334.15	160622	334.15	92531	
		US32D	334.15	160629	334.15	92532	
August Lever	ALM	305.83	160655	160655	305.83	160656	6
	DBZ	305.83	160664	160664	305.83	160665	
	US3	334.15	160627	160627	334.15	160628	
	US32D	334.15	160643	160643	334.15	160644	
Withnell Lever	ALM	305.83	160649	160649	305.83	160652	6
	DBZ	305.83	160660	160660	305.83	160662	
	US3	334.15	160624	160624	334.15	160626	
	US32D	334.15	160637	160637	334.15	160640	
	BLK				305.83	7123	




Description	Function	Finish	2022 List	Stock No. Fixed Cyl	2022 List	Stock No. SFIC Hous.	Case Qty.
47KD							
Dummy Trim							
Steel body and zinc lever (US32D stainless steel rose).							
Tactile Warning - add 52.21 to list price of item.							
Archer Lever	02	ALM	277.02	109800	-	-	12
	Entrance by trim when device is dogged down	DBZ	277.02	109801	-	-	
		US3	305.83	109802	-	-	
		US32D	305.83	109803	-	-	
August Lever	ALM	277.02	109804	109804	-	-	12
	DBZ	277.02	109805	109805	-	-	
	US3	305.83	109806	109806	-	-	
	US32D	305.83	109807	109807	-	-	
Withnell Lever	ALM	277.02	109808	109808	-	-	12
	DBZ	277.02	109809	109809	-	-	
	US3	305.83	109810	109810	-	-	
	US32D	305.83	109811	109811	-	-	



Exit Devices - 4700



Description	Function	Finish	2022 List	Stock No. Fixed Cyl	2022 List	Stock No. SFIC Hous.	Case Qty.
47KE							
Entrance							
Fixed cylinder standard or SFIC housing option for levers (SFIC cores sold separately, refer to locks section).							
Steel body and zinc lever or knob (US32D stainless steel rose).							
Tactile Warning - add \$52.21 to list price of item.							
Archer Lever	08	ALM	305.83	169423	305.83	169422	12
	Entrance by trim key locks or unlocks trim	DBZ	305.83	169430	305.83	169429	
		US3	334.15	169436	334.15	169435	
		US32D	334.15	169442	334.15	169441	
August Lever		ALM	305.83	169426	305.83	169424	12
		DBZ	305.83	169432	305.83	169431	
		US3	334.15	169438	334.15	-	
		US32D	334.15	169444	334.15	169443	
Withnell Lever		ALM	305.83	169428	305.83	169427	12
		DBZ	305.83	169434	305.83	169433	
		US3	334.15	169440	334.15	169439	
		US32D	334.15	169446	334.15	169445	
Apollo Knob		US32D	334.15	149372	334.15	169447	12
(not ADA compliant)							



47KN							
Night Latch							
Fixed cylinder standard or SFIC housing option for levers (SFIC cores sold separately, refer to locks section).							
Steel body, zinc lever or knob (US32D stainless steel rose).							
Tactile Warning - add \$52.21 to list price of item.							
Archer Lever	03	ALM	305.83	127486	305.83	109767	12
	Key retracts latchbolt	DBZ	305.83	127489	305.83	109768	
		US3	334.15	127480	334.15	109769	
		US32D	334.15	127483	334.15	109770	
August Lever		ALM	305.83	127487	305.83	109775	12
		DBZ	305.83	127490	305.83	109776	
		US3	334.15	127481	334.15	109777	
		US32D	334.15	127484	334.15	109778	
Withnell Lever		ALM	305.83	127488	305.83	109783	12
		DBZ	305.83	127491	305.83	109784	
		US3	334.15	127482	334.15	109785	
		US32D	334.15	127485	334.15	109786	
Apollo Knob		US32D	334.15	149373	334.15	-	12
(not ADA compliant)							





Description	Function	Finish	2022 List	Stock No. Fixed Cyl	2022 List	Stock No. SFIC Hous.	Case Qty.
47KP							
Passage							
Steel body, zinc lever (US32D stainless steel rose).							
Tactile Warning - add \$52.21 to list price of item.							
Archer Lever	14	ALM	277.02	109788	-	-	12
	Always operable	DBZ	277.02	109789	-	-	
		US3	305.83	109790	-	-	
		US32D	305.83	109791	-	-	
August Lever	ALM		277.02	109792	-	-	12
	DBZ		277.02	109793	-	-	
	US3		305.83	109794	-	-	
	US32D		305.83	109795	-	-	
Withnell Lever	ALM		277.02	109796	-	-	12
	DBZ		277.02	109797	-	-	
	US3		305.83	109798	-	-	
	US32D		305.83	109799	-	-	




Description	Function	Finish	2022 List	Stock No.	2022 List	Stock No.	Case Qty.
47BT							
Pull Plate							
Thumb Piece Passage							
Must specify handing							
Tactile Warning - add \$52.21 to list price of item.							
47PT	05	US32D	337.47	159296	337.47	159297	6
	Pull Plate Thumb Piece Entrance Must specify handing Tactile Warning - add \$52.21 to list price of item.						
47PD	02	ALM	137.83	109019			12
	Pull when device is dogged down	DBZ	137.83	109020			
		US3	137.83	109021			
		US32D	137.83	109022			
Pull Plate - Dummy Trim Plated steel for ALM, DBZ, and US3. Stainless steel for US32D. Tactile Warning - add \$52.21 to list price of item.							
47PN	03	ALM	157.63	109023			12
	Key retracts latchbolt	DBZ	158.70	109026			
		US3	158.70	109027			
		US32D	158.71	109028			
Pull Plate - Night Latch Requires a 3901 rim cylinder (sold separately). Includes retaining cup for 161 door prep. Plated steel for ALM, DBZ, and US3. Stainless steel for US32D. Tactile Warning - add \$52.21 to list price of item.							

1.U/M is each unless otherwise noted.



Exit Devices - 4700



Description	Function	Finish	2022 List	Stock No.	Case Qty.
47RD Raised Lip Pull - Dummy Trim Plated steel for ALM, DBZ, and US3. Stainless steel for US32D. Tactile Warning - add \$52.21 to list price of item.	02	ALM	76.70	18956	12
	Pull when device is dogged down	DBZ	76.70	18949	
		US3	76.70	18934	
		US32D	76.70	18933	
47RN Raised Lip Pull - Night Latch Requires a 3901 rim cylinder (sold separately). Tactile Warning - add \$52.21 to list price of item.	03	ALM	85.45	177051	12
	Key retracts latchbolt	DBZ	85.45	177053	
		US3	85.45	018885	
		US32D	85.45	177050	
4910 Strike for use with 4700 Rim Exit Device Included standard with device.		US32D	85.45	20040	24
4911 Double door strike for 4700 Surface Vertical Rod and Rim Exit Device. Not for fire-rated door. Optional - order separately.		DBZ	76.70	19301	24
		US3	76.70	19323	
		US32D	76.70	19322	
4913 Top strike for 4700 Surface Vertical Rod Exit Device Included standard with device.		US32D	54.48	16231	24
4914 Bottom strike for 4700 Surface Vertical Rod Device Included standard with device.		US32D	54.48	16213	24
4915 Threshold strike for use with 4500 Series or 4700 Series. Not for fire-rated doors. Optional order separately.		US32D	31.64	67426	48
4917 Bottom Latch Assembly Includes latch, cover and screws. Included standard with panic-rated device.		ALM	80.03	56412	50
		DBZ	80.03	56401	
		US3	80.03	56400	
		US32D	80.03	56398	
4917F Bottom Latch Assembly Includes latch, cover and screws. Included standard with fire-rated device.		ALM	80.03	179943	50
		DBZ	80.03	179944	
		US3	80.03	179941	
		US32D	80.03	179942	
4918 Top Latch Assembly Includes latch, cover and screws. Included standard with device.		ALM	80.03	56418	50
		DBZ	80.03	56410	
		US3	80.03	56409	
		US32D	80.03	56407	





Description	Length	Finish	2022 List	Stock No.	Case Qty.
4919 Rod Replacement Kit (top or bottom) Includes rod (47-1/4"), rod guide, rod connector assembly and all appropriate screws.		ALM	40.38	73587	24
		DBZ	40.38	73574	
		US3	40.38	73568	
		US32D	40.38	73530	
4931R Shim Kit for 4700 Series Rim Device Packaged 2 ea. 1/8" shims. If using with 47BE, 47CE, 47NL trim, please specify thickness (door plus shim).		ALM	69.99	101773	24
		DBZ	69.99	101774	
		US3	80.03	101775	
		US32D	80.03	101776	
4931S Shim Kit for 4700 Series Surface Vertical Rod Device Packaged 2 ea. 1/8" shims. If using with 47BE, 47CE, 47NL trim, please specify thickness (door plus shim).		ALM	69.99	101783	24
		DBZ	69.99	101784	
		US3	80.03	101786	
		US32D	80.03	101787	
4933R Replacement Head Cover for 4700 Series Rim Device		ALM	50.42	105050	20
		DBZ	50.42	105051	
		US3	58.54	105052	
		US32D	58.54	105053	
4933S Replacement Head Cover for 4700 Series SVR Device		ALM	50.42	105054	20
		DBZ	50.42	105055	
		US3	58.54	105056	
		US32D	58.54	105057	
4934 Replacement Dogging Plate for 4700 Series Panic Rated Device	36"	ALM	40.38	105058	20
		DBZ	40.38	105059	
		US3	40.38	105060	
		US32D	40.38	105061	
	48"	ALM	45.74	105062	20
		DBZ	45.74	105063	
		US3	45.74	105064	
		US32D	45.74	105065	
4934F Replacement Dogging Plate for 4700 Series Fire Rated Device	36"	ALM	40.38	105066	20
		DBZ	40.38	105076	
		US3	40.38	105068	
		US32D	40.38	105069	
	48"	ALM	45.74	105070	20
		DBZ	45.74	105071	
		US3	45.74	105072	
		US32D	45.74	105073	
4936 24" Extension Rod Kit Includes 24" extension rod, rod connector, rod guide, and wood and machine screws. Fire rated up to 8' on Surface Vertical Rod device.		ALM	35.64	129379	24
		DBZ	35.64	129380	
		US3	37.00	129372	
		US32D	37.00	129378	
4937 36" Extension Rod Kit Includes 36" extension rod, rod connector, rod guide, and wood and machine screws. Fire rated up to 8' on Surface Vertical Rod device.		ALM	40.38	129388	24
		DBZ	40.38	129389	
		US3	41.74	129381	
		US32D	41.74	129387	

1.U/M is each unless otherwise noted.



Exit Devices - 4700



Description	Finish	2022 List	Stock No.	Case Qty.
2-649-0010 Rod Guide Replacement	US3	10.10	56131	
2-649-0011 Rod Guide Replacement	US32D	10.10	56026	
2-649-0012 Rod Guide Replacement	DBZ	10.10	56025	
2-649-0013 Rod Guide Replacement	ALM	10.10	56027	
2-649-0014 Trim Handing Pin - 5 pack	-	10.10	52275	
2-649-0021 Top Latch Cover	ALM	43.71	56389	
2-649-0022 Top Latch Cover	DBZ	43.71	56388	
2-649-0023 Top Latch Cover	US3	43.71	56376	
2-649-0024 Top Latch Cover	US32D	43.71	56375	
2-649-0025 Bottom Latch Cover	ALM	43.71	56331	
2-649-0026 Bottom Latch Cover	DBZ	43.71	56328	
2-649-0027 Bottom Latch Cover	US3	43.71	56319	
2-649-0028 Bottom Latch Cover	US32D	43.71	56296	
2-649-0095 SVR Screwpack - Latch, rod, rod connector, rod guide	ALM	10.10	103572	
2-649-0096 SVR Screwpack - Latch, rod, rod connector, rod guide	DBZ	10.10	103573	
2-649-0097 SVR Screwpack - Latch, rod, rod connector, rod guide	US3	10.10	103574	
2-649-0098 SVR Screwpack - Latch, rod, rod connector, rod guide	US32D	10.10	103575	
2-649-0099 SVR Screwpack - Top and bottom strike	-	6.09	103576	
2-649-0100 Screwpack - Chassis, end cap, head cover, rim strike	ALM	17.54	103577	
2-649-0101 Screwpack - Chassis, end cap, head cover, rim strike	DBZ	17.54	103578	
2-649-0102 Screwpack - Chassis, end cap, head cover, rim strike	US3	17.54	103579	






Description	Finish	2022 List	Stock No.	Case Qty.
2-649-0103 Screwpack - Chassis, end cap, head cover, rim strike	US32D	17.54	103580	
2-649-0141 Screwpack - 2" thick door, trim	-	3.39	103606	
2-649-0142 Screwpack - 2-1/4" thick door, trim	-	3.39	103607	
2-649-0144 End Cap Replacement Pack	ALM	21.61	104043	
2-649-0145 End Cap Replacement Pack	DBZ	21.61	104044	
2-649-0146 End Cap Replacement Pack	US3	21.61	104045	
2-649-0147 End Cap Replacement Pack	US32D	21.61	104046	
Note: All end caps come with bracket and fasteners				
2-649-0164 Pack of 8 Screws, trim (4700), 1/4 - 20 x 3/4" PHMS	-	10.10	112534	
2-649-0177 Rod to Rod Connector	US3	10.10	129398	
2-649-0183 Rod to Rod Connector	US32D	10.10	129404	
2-649-0184 Rod to Rod Connector	ALM	10.10	129405	
2-649-0185 Rod to Rod Connector	DBZ	10.10	-	
2-649-0406 45PN/47PN Cylinder Cup Spacer	-	10.83	182414	
2-649-4703 Hex Key for Dogging 3/16" 10 pack	-	7.45	315	



1.U/M is each unless otherwise noted.



Exit Devices - 4900



Description	Height	Finish	2022 List	Stock No.	List Fire Rated	Stock No.	Case Qty
4900U Non-Keyed Removable Mullion Set 11 Gauge Steel Tube, top bracket/ bottom bracket set Fire rated mullion requires a fire rated strike (sold separately).	7'	USP	635.85	133007	951.04	133010	1
	8'	USP	635.85	133008	951.04	133011	1
	10'	USP	793.14	133009		-	1
4904 Top/Bottom Bracket Set Removable (Non-Keyed)		-	278.93	133029	342.83	133031	5
2-649-0600 NKR/KR Removable Mullion Bottom Bracket		-	70.03	17728			
4905 Mullion Tube (Keyed and Non-Keyed) 11 Gauge Steel	7'	USP	408.08	133032		-	1
	8'	USP	408.08	133033		-	1
	10'	USP	505.53	133034		-	1
4912 Fire rated strike for use with 4500 Series and 4600 Series Fire Rated Exit Device and Mullion		US32D		-	199.23	16232	24
4916 Fire rated strike for use with 4700 Series Fire Rated Exit Device and Mullion		US32D		-	174.77	115780	24
4953 Mullion Stabilizer for use with 4900 Series Non-Keyed and Keyed Removable Mullion		US32D		-	68.64	139749	12



Description	Height	Finish	2022 List	Stock No.	List Fire Rated	Stock No. Stock No.	Case Qty
4900X Keyed Removable Mullion Set 11 gauge steel tube, top bracket/ bottom bracket set.	7'	USP	1,311.35	034158	1,551.99	034154	1
	8'	USP	1,311.35	034164	1,551.99	034155	1
	10'	USP	1,511.67	034157		-	1
Requires a 3901 rim cylinder (sold separately).							
Fire rated mullion requires a fire rated strike (sold separately).							
4903 Top/Bottom Bracket Set Key Removable		-	805.94	034143	988.13	034144	5
Requires a 3901 rim cylinder (sold separately).							
4912 Fire rated strike for use with 4500 Series and 4600 Series Fire Rated Device and Mullion		US32D		-	199.23	16232	24
4916 Fire rated strike for use with 4700 Series Fire Rated Exit Device and Mullion		US32D		-	174.77	115780	24
4953 Mullion Stabilizer for use with 4900 Series Non-Keyed and Keyed Removable Mullion		US32D		-	68.64	139749	12
3901 Rim Cylinder Fixed cylinder and Small Format Interchangeable Core housing available (SFIC cores sold separately). Dummy rim cylinders also available.		US3	62.10				1
		US4	65.96				
		US10B	62.10				
		US26	62.10				
		US26D	62.10				
Shipped standard with long break-off tailpiece.							
Specify 6-pin or 7-pin for SFIC housing.							
For additional cylinder information, please refer to the Locks section.							



1.U/M is each unless otherwise noted.



Exit Devices - 4700



Description	Finish	2022 List	Stock No.	Case Qty.
3902 Mortise Cylinder Fixed cylinder and Small Format Interchangeable Core housing available (SFIC cores sold separately). Dummy mortise cylinders also available.	US3	62.10		1
	US4	65.95		
	US10B	62.10		
	US26	62.10		
	US26D	62.10		
Shipped with Schlage C keyway, standard cam attached, and Adams Rite cam loose in box.				
Specify length 1-1/8" or 1-1/4" for fixed cylinder or 1-1/4" (6-pin) or 1-3/8" (7-pin) for SFIC housing and cam required.				
For mortise exit device trim specify 1-5/8" with standard cam for fixed cylinder (Schlage C Keyway) or SFIC housing.				
For mortise exit device x cylinder/optional pull, use 1-3/8" cylinder with 11/16" cylindrical collar.				
For additional cylinder information, please refer to the Locks section.				
2-649-0137 Retaining Cup For use with Rim cylinder and 161 prep	NF	12.13	103365	
2-649-0045 7/16" Cylinder Collar (4500 Pull Plate Trim)	US3	23.52	3404	
2-649-0046 7/16" Cylinder Collar (4500 Pull Plate Trim)	US4	23.52	3395	
2-649-0048 7/16" Cylinder Collar (4500 Pull Plate Trim)	US10B	23.52	3393	
2-649-0050 7/16" Cylinder Collar (4500 Pull Plate Trim)	US26	23.52	3386	
2-649-0051 7/16" Cylinder Collar (4500 Pull Plate Trim)	US26D	23.52	3384	
2-649-0052 7/16" Cylinder Collar (4500 Pull Plate Trim)	US32D	23.52	3381	
Note: For use with 1-1/8" mortise cylinders Note: All cylinder collars come with wave washer and spacer				
2-649-0053 11/16" Cylinder Collar (4500 Escutcheon Trim)	US3	23.52	3380	
2-649-0054 11/16" Cylinder Collar (4500 Escutcheon Trim)	US4	23.52	3357	
2-649-0056 11/16" Cylinder Collar (4500 Escutcheon Trim)	US10B	23.52	3340	
2-649-0057 11/16" Cylinder Collar (4500 Escutcheon Trim)	US26	23.52	3339	





Description	Finish	2022 List	Stock No.	Case Qty.
2-649-0058 1 1/16" Cylinder Collar (4500 Escutcheon Trim)	US26D	23.52	3335	
2-649-0059 1 1/16" Cylinder Collar (4500 Escutcheon Trim)	US32D	23.52	3334	
Note: For use with 1-1/4" or 1-3/8" mortise cylinders Note: All cylinder collars come with wave washer and spacer				
2-647-0012 7/8" Cylinder Collar - 5, 6, 7 pin (4700 Escutcheon Trim)	US3	23.52	31809	
2-647-0013 7/8" Cylinder Collar - 5, 6, 7 pin (4700 Escutcheon Trim)	ALM	23.52	31804	
2-647-0014 7/8" Cylinder Collar - 5, 6, 7 pin (4700 Escutcheon Trim)	DBZ	23.52	31793	
2-647-0015 7/8" Cylinder Collar - 5, 6, 7 pin (4700 Escutcheon Trim)	US32D	23.52	31789	
Note: For use with 1-1/8" mortise cylinders Note: All cylinder collars come with wave washer and spacer				

TABLE OF CONTENTS

D

Door Controls

Concealed Door Closers 12
 Door Closers Accessories..... 13
 Floor Springs..... 12
 Patch Fittings 13
 Surface Door Closers..... 12

E

Euroline Hinges

1191..... 20
 1279..... 20
 7191..... 18
 7192..... 18
 BB1168..... 20
 BB1191 20
 BB1199..... 20
 BB1279..... 20
 BB6191 18

Exit Devices

Exit Devices 14
 Exit Trim 14
 Miscellaneous 14

L

Locks

Lever Sets7-10
 Lock Bodies.....5-6
 Lock Cylinders 11
 Lock Functions2-4
 Miscellaneous Lock Accessories6-7

T

Trim and Auxiliary

Coat & Hat Hooks..... 15
 Door Stops 15
 Flushbolts 15
 Miscellaneous 17
 Signage..... 16



Euroline Introduction

Most of us in the door hardware industry are familiar with ANSI - American National Standards Institute, BHMA - Builders Hardware Manufacturers Association, along with UL - Underwriters Laboratories and Intertek. However these standards and fire codes, which are strictly enforced in the United States and Canada, are not customary in approximately 90% of the rest of the world.

European standards - EN and CE - are dominant in Europe, the Middle East and most of Asia. Any hardware products sold into areas that embrace these standards must meet their cycle and fire tests, which are completely different than those of ANSI and UL.

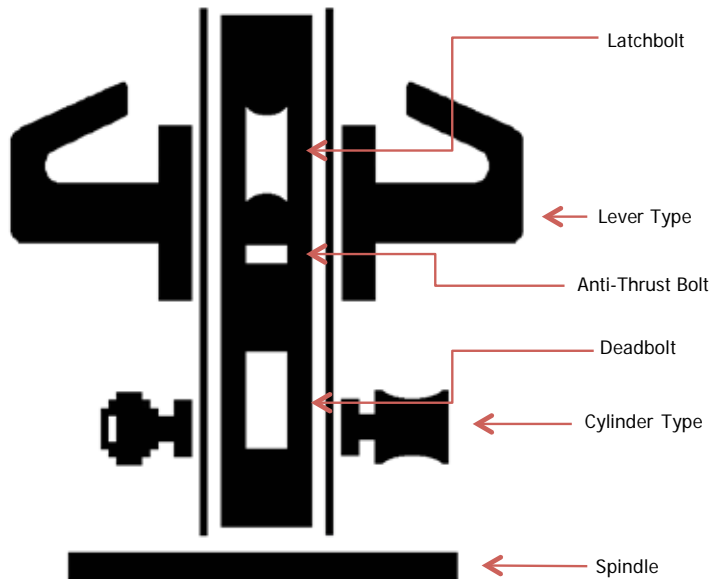
Hager Companies launched the Euroline in late 2008 to provide a comprehensive product line that meets and exceeds EN and CE standards. It currently consists of a complete product portfolio including hinges, trim and auxiliary, door controls, exit devices, mortise locks, cylinders, levers, and accessories.

Since that time the product line has expanded and Hager Companies has been successful in marketing in Latin America, the Middle East and Asia. In addition, our Euroline products recently passed separate stringent fire tests in Mainland China. This will allow Hager Companies to furnish our products throughout the Peoples Republic of China on commercial buildings.

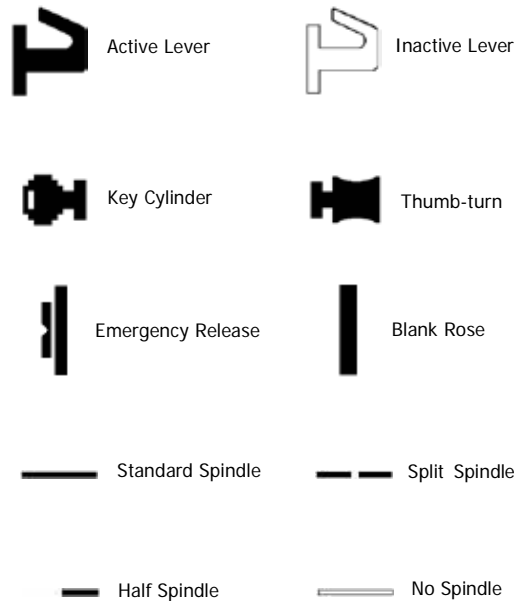
As always, service is our number one priority and that is true for our global customers as well. We have representatives across the globe as well as distribution centers in Dubai, United Arab Emirates and Zhuhai, China.









European locksets are sold in component form: lock body, lever set and cylinder. This allows end users to mix and match cylinders, levers and lock bodies. It also allows multiple mechanical and electronic keyways to be used interchangeably. This modular approach allows for greater flexibility on the jobsite.

Lock Components











Symbol Key



Picture	Function	Function Description	Required Parts
	Passage	Latchbolt operated by lever from either side at all times.	3800U-55L Leverset
	Bathroom Indicator	Latchbolt operated by lever from either side at all times. Deadbolt operated by thumbturn from inside and by emergency release with indicator from outside.	3800U-55B Leverset 2-669-0736
	Privacy	Latchbolt operated by lever from either side at all times. Deadbolt operated by thumbturn from inside and by emergency release from outside.	3800U-55S Leverset 3000R
	Classroom	Latchbolt operated by lever from either side. Deadbolt operated by key from outside. Operating inside lever retracts both latchbolt and deadbolt simultaneously.	3800U-55P Leverset Split Spindle* 3000H
	Storeroom	Latchbolt operated by key from outside or by operating inside lever. Outside lever never retracts latchbolt.	3800U-55M Leverset Half Spindle** 3000H
	Security Storeroom	Latchbolt operated by key from outside or by operating inside lever. Outside lever never retracts latch. Anti-thrust bolt.	3800U-55T Leverset Half Spindle** 3000H
	Exit	Latchbolt operated by lever from either side. Deadbolt operated by key from outside and by thumbturn from inside. Operating inside lever retracts both latchbolt and deadbolt simultaneously.	3800U-55P Leverset Split Spindle* 3000C
	Entrance	Latchbolt operated by lever from either side. Deadbolt operated by key from either side.	3800U-55S Leverset 3000D

* Use the split spindle in place of the spindle that comes with the leverset.









** Use the half spindle going into the inside lever in place of the spindle that comes with the leverset.

Picture	Function	Function Description	Required Parts
	Bedroom	Latchbolt operated by lever from either side. Deadbolt operated by thumbturn from inside and emergency release from outside. Operating inside lever retracts both latchbolt and deadbolt simultaneously.	3800U-55P Leverset Split Spindle* 3000R
	Dormitory	Latchbolt operated by lever from either side. Deadbolt operated by key from outside and thumbturn from inside.	3800U-55S Leverset 3000C
	Institutional	Latchbolt operated by key from either side. Neither lever retracts latchbolt.	3800U-55M Leverset** 3000D
	Security Institutional	Latchbolt operated by key from either side. Neither lever retracts latchbolt. Anti-thrust bolt.	3800U-55T Leverset** 3000D
	Security Classroom	Latchbolt operated by lever from either side. Deadbolt operated by key from inside or outside. Operating inside lever retracts both latchbolt and deadbolt simultaneously.	3800U-55P Leverset Split Spindle* 3000D
	Double Deadbolt	Deadbolt operated by key from either side. No latchbolt.	3800U-55F 3000D
	Privacy Deadbolt	Deadbolt operated by key from outside and by thumbturn from inside. No latchbolt.	3800U-55F 3000C
	Single Deadbolt	Deadbolt operated by key from outside only. No latchbolt.	3800U-55F 3000H

* Use the split spindle in place of the spindle that comes with the leverset.

** Do not install the spindle that comes with the leverset.






	Description	Finish	2022 List	Stock No.	Case Qty.	Box Qty.
	Lock Bodies					
	3800U-20H Sliding Door Mortise Lock	US32D	28.78	138187	20	1
	3800U-60H Sliding Door Mortise Lock	US32D	28.78	138188	20	1
	3800U-55B Bathroom Mortise Lock CE: 3X510F-BG20 CertiFire: CF5283	US32D	31.16	136178	20	1
	3800U-55D Small Mortise Lock	US32D	25.97	136175	20	1
	3800U-55F Deadbolt Mortise Lock CE: 3X510F3BC00 CertiFire: CF5283	US32D	31.16	136179	20	1
	3800U-55L Latch Mortise Lock CE: 3X510F-B020 CertiFire: CF5283	US32D	31.16	136181	20	1
	3800U-55M Nightlatch Mortise Lock CE: 3X510F-B020 CertiFire: CF5283 Requires 2-669-0732 Half Spindle	US32D	31.16	136180	20	1
	3800U-60N Latch Small Mortise Lock	US32D	25.97	150655	20	1

Lock Body Finish Price Adder
 US3: \$7.02
 US4: \$4.59
 US5: \$7.02
 US10B: \$4.59
 US32: \$3.40

U/M - Each

- 50 Piece Minimum Order Quantity per Lock for Above Finishes
- Above Finishes Not Available on 3800U-20H or 3800U-60H







	Description	Finish	2022 List	Stock No.	Case Qty.	Box Qty.
	Lock Bodies					
	3800U-55P Anti-Panic Mortise Lock CE: 376B1342A B/D CertiFire: CF5283 Requires 2-669-0733 Split Spindle	US32D	31.16	136182	20	1
	3800U-55S Sash Mortise Lock CE: 3X510F3BC20 CertiFire: CF5283	US32D	28.24	136177	20	1
	3800U-55T Nightlatch w/ Anti-Thrust Bolt Mortise Lock CE: 3X510F2BB20 CertiFire: CF5283 Requires 2-669-0732 Half Spindle	US32D	31.16	136183	20	1





Lock Body Finish Price Adder





U/M - Each

- US3: \$7.02
- US4: \$4.59
- US5: \$7.02
- US10B: \$4.59
- US32: \$3.40

- 50 Piece Minimum Order Quantity per Lock for Above Finishes
- Above Finishes Not Available on 3800U-20H or 3800U-60H

	Description	Finish	2022 List	Stock No.	Case Qty.	Box Qty.
	Miscellaneous Lock Accessories					
	2-669-1364 Blank Cylinder Rose	US32D	3.51	174072	200	20
	2-669-0644 Replacement Rose Kit	US32D	6.59	125929	20	10
	2-669-0645 Lever Spindle Extension Kit - Round Rose Levers	US32D	9.88	125930	100	N/A
	2-669-1363 Lever Spindle Extension Kit - Square Rose Levers	US32D	9.88	172838	100	N/A

	Description	Finish	2022 List	Stock No.	Case Qty.	Box Qty.
	Miscellaneous Lock Accessories					
	2-669-0732 Half Spindle	US32D	6.97	136184	500	1
	2-669-0733 Split Spindle	US32D	8.69	136185	500	1
	2-669-0735 Strike Dust Box	US32D	1.84	140210	100	1
	2-669-0736 Bathroom Turn Indicator w/ Emergency Release	US32D	25.11	140211	50	1










	Description	Finish	2022 List	Stock No.	Case Qty.	Box Qty.
	Lever Sets					
	6801 Tube Lever	US32D	26.30	114777	20	1
	6802 Tube Lever	US32D	26.30	146399	20	1
	6803 Tube Lever	US32D	26.30	114782	20	1
	6805 Tube Lever	US32D	26.30	114785	20	1

Lever Set Finish Price Adder
 US3: \$16.20
 US4: \$7.02
 US5: \$7.02
 US10B: \$7.02
 US32: \$9.18

U/M - Each

- 200 Piece Minimum Order Quantity per Lever Set for Above Finishes












	Description	Finish	2022 List	Stock No.	Case Qty.	Box Qty.
	Lever Sets					
	6806 Tube Lever	US32D	26.30	114803	20	1
	6807 Solid Lever	US32D	57.35	114804	20	1
	6808 Solid Lever	US32D	57.35	114805	20	1
	6809 Solid Lever	US32D	60.64	114806	20	1
	6810 Cast Hollow Lever	US32D	57.35	114807	20	1
	6811 Tube Lever	US32D	28.08	114808	20	1
	6812 Tube Lever	US32D	31.16	114809	20	1
	6813 Tube Lever	US32D/ US32 Dual Finish	31.16	114810	20	1
	6814 Cast Hollow Lever	US32D/ US32 Dual Finish	56.00	138154	20	1

Lever Set Finish Price Adder

- US3: \$16.20
- US4: \$7.02
- US5: \$7.02
- US10B: \$7.02
- US32: \$9.18

U/M - Each

- 200 Piece Minimum Order Quantity per Lever Set for Above Finishes

	Description	Finish	2022 List	Stock No.	Case Qty.	Box Qty.
	Lever Sets					
	6815 Solid Lever	US32D	50.22	138155	20	1
	6816 Cast Hollow Lever	US32D/ US32 Dual Finish	56.97	138157	20	1
	6817 Solid Lever	US32D	49.41	138158	20	1
	6818 Solid Lever	US32D	54.86	138159	20	1
	6819 Cast Hollow Lever	US32D/ US32 Dual Finish	54.43	138160	20	1
	6820 Tube Lever	US32D	25.92	138161	20	1
	6821 Tube Lever	US32D/ US32 Dual Finish	27.54	138162	20	1
	6822 Solid Lever	US32D	46.66	138163	20	1
	6823 Solid Lever Handed	US32D	72.74	RH: 172831 LH: 172832	20	1

Lever Set Finish Price Adder

US3: \$16.20

US4: \$7.02

US5: \$7.02










US10B: \$7.02

US32: \$9.18

U/M - Each

- 200 Piece Minimum Order Quantity per Lever Set for Above Finishes







	Description	Finish	2022 List	Stock No.	Case Qty.	Box Qty.
	Lever Sets					
	6824 Solid Lever	US32D	54.86	138165	20	1
	6825 Cast Hollow Lever	US32D	50.11	138166	20	1
	6826 Solid Lever	US32D	43.74	138167	20	1
	6827 Solid Lever	US32D	56.27	138168	20	1
	6828 Cast Hollow Lever	US32D	52.43	138169	20	1
	6829 Cast Hollow Lever	US32D	50.49	138170	20	1
	6830 Solid Lever Handed	US32D/ US32 Dual Finish	79.49	RH: 172833 LH: 172834	20	1
	6831 Solid Lever Handed	US32D	68.26	RH: 172835 LH: 172836	20	1
	6832 Solid Lever	US32D/ US32 Dual Finish	54.05	138174	20	1

Lever Set Finish Price Adder
 US3: \$16.02
 US4: \$7.02
 US5: \$7.02
 US10B: \$7.02
 US32: \$9.18

U/M - Each

- 200 Piece Minimum Order Quantity per Lever Set for Above Finishes

	Description	Finish	2022 List	Stock No.	Case Qty.	Box Qty.
	Lock Cylinders					
	3000 - H Series	US15	40mm	20.30	175593	60 1
	Half Cylinders		45mm	22.84	175616	
			50mm*	22.84	**	
	3000 - C Series	US15	60mm	26.30	175599	60 1
	Thumbturn Cylinder		70mm	30.35	175602	
			75mm*	30.35	**	
			80mm	32.83	175612	
	3000 - D Series	US15	60mm	23.11	175598	60 1
	Double Cylinder		70mm	26.89	175601	
			75mm*	26.89	**	
			80mm	29.70	175611	
	3000 - R Series	US15	60mm	22.19	175597	60 1
	Thumbturn Cylinder with Emergency Release		70mm	24.19	175600	
			80mm	28.67	175610	

Keying Charges

Keyed Different (KD): No Charge

Keyed Alike (KA): No Charge

Master Keyed (MK/GMK): Add \$22.79 to list price of cylinder

Extra Cut Keys: \$7.02

Blank Keys: \$3.57

Key Markings (Standard Key Symbols): No Charge

Key Markings (Non-Standard Key Symbols): \$7.02

Bitting Lists (No Charge if ordered with Master Keying): \$90.67

7 Pin Cylinders for Master Keying Only

U/M - Each

Cylinder Finish Price Adder

US3: No Charge




US26: No Charge

- 200 Piece Minimum Order Quantity per Lock for Above Finishes





* H1 Keyway

** Master keyed item only. Inquire with Hager Customer Service for SKU.







		Description	Finish	2022 List	Stock No.	Case Qty.	Box Qty.
		Surface Door Closers					
	5800V Surface Door Closer Size 3 CE - 4:8:3:1:1:3	ALM	67.88	142378	10	1	
	5800R Surface Door Closer Size 2-5 CE - 4:8:2/5:1:1:3 CertiFire: CF5390	ALM	152.71	069791	10	1	
	5800X Surface Door Closer Size 3-6 CE - 4:8:3/6:1:1:3 CertiFire: CF5390	ALM	145.80	069792	10	1	

		Description	Finish	2022 List	Stock No.	Case Qty.	Box Qty.
		Concealed Door Closers					
	5800C Concealed Door Closer Size 3	ALM	95.04	142358	10	1	
	5800D Concealed Door Closer Size 2-4 CE - 4:8:2/4:1:1:3 CertiFire: CF5392	ALM	223.94	069790	10	1	

		Description	Finish	2022 List	Stock No.	Case Qty.	Box Qty.
		Floor Springs					
	5800F Floor Spring Size 3 CE - 3:8:3:1:1:3	US32D	192.35	177677	4	1	
	5815F Floor Spring w/ 90 Degree Hold Open Size 3	US32D	192.35	177680	4	1	
	5800H Heavy Duty Floor Spring Size 3-6 CE - 3:8:3/6:1:1:3	US32D	422.71	181055	4	1	
	5815H Heavy Duty Floor Spring w/ 90 Degree Hold Open Size 3-6	US32D	422.71	181056	4	1	

Note: Additional finishes available on most items. Inquire with Hager Customer Service for pricing.

U/M - Each

	Description	Finish	2022 List	Stock No.	Case Qty.	Box Qty.
	Door Closers Accessories					
	2-659-0087 Surface Closer Track Arm For 5800R, X, V	ALM	40.23	122869	25	1
	2-659-0088 Surface Closer Cover For 5800R	US32D	38.61	122870	17	1
	2-659-0097 Surface Closer Parallel Arm Bracket For 5800R, X, V	ALM	9.56	138151	100	1
	2-659-0149 Surface Closer Hold Open Arm For 5800R, X, V	ALM	44.28	153843	10	1

Note: Additional finishes available on most items. Inquire with Hager Customer Service for pricing.



U/M - Each



	Description	Finish	2022 List	Stock No.	Case Qty.	Box Qty.
	Patch Fittings					
	651 Bottom Patch Fitting	US32	27.16	134144	10	1
	652 Top Patch Fitting	US32	27.16	134145	10	1
	653 Overpanel Patch Fitting	US32	27.16	134146	10	1
	654 Corner Overpanel and Sidelight Patch Fitting	US32	43.79	134147	10	1
	655 Bottom Lock Patch Fitting	US32	57.73	134148	10	1
	2-659-0150 Heavy Duty Top Pivot	ALM	19.66	154746	10	1



Note: Additional finishes available on most items. Inquire with Hager Customer Service for pricing.

U/M - Each







		Description	Finish	2022 List	Stock No.	Case Qty.	Box Qty.
		Exit Devices					
	4201R	ALM	915mm	161.30	143111	4	1
	Push Bar Rim Exit Device	ALM	1219mm	216.92	143137	4	1
	CE - 3:7:6:B:1:4:2:2:B:A	US32D	915mm	177.98	143108	4	1
		US32D	1219mm	233.60	143117	4	1
	4201S	ALM	915mm x 2135mm	211.36	143187	4	1
	Push Bar Surface Vertical Rod Exit Device	ALM	1219mm x 2135mm	261.41	143189	4	1
	CE - 3:7:6:B:1:4:2:2:B:C	US32D	915mm x 2135mm	228.04	143184	4	1
		US32D	1219mm x 2135mm	278.10	143188	4	1




		Description	Finish	2022 List	Stock No.	Case Qty.	Box Qty.
		Exit Trim					
	42CE		US32D	129.00	193685	20	1
	Cylinder Escutcheon Trim William Lever						
	42KE		US32D	75.76	170013	12	1
	Key-in-Lever Trim Withnell Lever						


		Description	Finish	2022 List	Stock No.	Case Qty.	Box Qty.
		Miscellaneous					
	2-649-5011		US32D	14.09	195626	1	
	Double Door Strike						
	2-649-5014		ALM	14.58	70059	10	1
	SVR Top Rod Extension						

Note: Additional finishes available on most items. Inquire with Hager Customer Service for pricing.

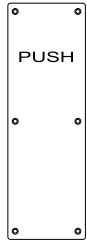
U/M - Each

	Description	Finish	2022 List	Stock No.	Case Qty.	Box Qty.
	Flushbolts					
	280E Dust Proof Strike	US32D	10.64	114930	300	10
	281E Cast Flush Bolt	US32D	28.78	95617	50	1
	282E Stamped Flush Bolt	US32D	25.92	95616	50	1
	1420 Manual Flush Bolt	US32D	19.33	114811	100	2

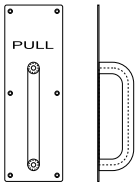
	Description	Finish	2022 List	Stock No.	Case Qty.	Box Qty.
	Door Stops					
	241E Dome Door Stop	US32D	7.18	95525	100	1
	248E Pedestal Door Stop	US32D	9.72	114951	200	10
	248U Pedestal Door Stop	US32D	16.15	123266	100	10

	Description	Finish	2022 List	Stock No.	Case Qty.	Box Qty.
	Coat & Hat Hooks					
	6630 Coat & Hat Hook	US32D	10.04	114948	200	10
	6640 Coat & Hat Hook	US32D	10.26	114950	200	10





Description	Finish	2022 List	Stock No.	Case Qty.	Box Qty.
Push/Pull Plates					
090E Push Plate 4"x12"	US32D	17.28	95514	40	1



095E Pull Plate 4"x12"	US32D	25.92	95499	20	1
-------------------------------------	-------	-------	-------	----	---

Description	Finish	2022 List	Stock No.	Case Qty.	Box Qty.
Signage					



371F Signage Female	US32D	9.72	122875	20	10
----------------------------------	-------	------	--------	----	----



371M Signage Male	US32D	9.72	122873	20	10
--------------------------------	-------	------	--------	----	----








371U Signage Universal	US32D	9.72	122877	20	10
-------------------------------------	-------	------	--------	----	----



371H Signage Disabled	US32D	9.72	122876	20	10
------------------------------------	-------	------	--------	----	----



371S Signage No Smoking	US32D	9.72	122874	20	10
--------------------------------------	-------	------	--------	----	----

	Description	Finish	2022 List	Stock No.	Case Qty.	Box Qty.
	Miscellaneous					
	1757 Door Viewer	US26D US3	8.59 8.59	133689 133690	200	1
	277E Surface Bolt	US15	11.93	133809	50	1
	277T Indicator Thumbturn Bolt	US32D	17.87	138118	50	1
	298E Door Selector	US32D	29.32	95516	50	1
	299D Concealed Door Chain	US32D	27.38	114952	48	1

Note: Additional finishes available on most items. Inquire with Hager Customer Service for pricing.

U/M - Each





Description	Finish	2022 List	Stock No.	Case Qty.	Box Qty.	
BB6191 Stainless Full Mortise Standard Weight Ball Bearing CE Certified CertiFire: CF5288	89mm x 89mm	US3	20.63	117673	48	2
		US5	17.82	117306		
		US10B	17.82	117296		
		US32D	14.31	117686		
	102mm x 76mm	US3	23.76	117308	48	2
		US5	17.82	117691		
		US10B	17.82	117688		
		US32D	13.55	117689		
	102mm x 89mm	US3	26.51	117702	48	2
		US5	19.66	117758		
		US10B	19.66	117309		
		US32D	15.71	117729		
102mm x 102mm	US3	27.38	117311	48	2	
	US5	21.28	117780			
	US10B	21.28	117310			
	US32D	16.63	117777			
127mm x 89mm	US3	32.18	117359	48	2	
	US5	24.62	117362			
	US10B	24.62	117344			
	US32D	19.93	117782			



7191 Rising Butt Hinge Stainless Full Mortise Raises Door Upon Opening Handed	102mm x 76mm (LH)	US32D	13.39	135300	60	2
	102mm x 76mm (RH)		13.39	135304		
	102mm x 102mm (LH)		16.36	146537		
	102mm x 102mm (RH)		16.36	146538		



7192 Falling Butt Hinge Stainless Full Mortise Lowers Door Upon Opening Handed	102mm x 76mm (LH)	US32D	14.69	146542	60	2
	102mm x 76mm (RH)		14.69	146541		
	102mm x 102mm (LH)		16.85	146540		
	102mm x 102mm (RH)		16.85	146539		

Non-Removable Pin (NRP) Adder: \$3.95 each
 Protective Clear Coat Adder: \$0.54 each

U/M - Each

Please note that minimum order in case quantities only, no broken cases.

- Notes:
- Additional finishes available on most items. Inquire with Hager Customer Service for pricing on US10, US4, and US32.
 - For pricing on sizes not listed, please contact your Hager Sales Representative or Hager Customer Service.









Description		Finish	2022 List	Stock No.	Case Qty.	Box Qty.
1200 Series Invisible Hinges	19mm x 95mm	US32D	49.09	95673	50	1
Stainless	25.4mm x 117.2mm	US32D	80.62	95669	20	1
	28.2mm x 117.2mm	US32D	90.72	95665	20	1
	34.7mm x 139.65mm	US32D	142.56	95663	12	1

Please note that minimum order for case quantities only, no broken cases.

U/M - Each

- Notes:
- Additional finishes available on most items. Inquire with Hager Customer Service for pricing on US10, US4, and US32.



	Description	Finish	2022 List	Stock No.	Case Qty.	Box Qty.
	1279					
	Steel	US26D	12.26	53908	100	2
	Full Mortise		12.53	36829	48	3
	Standard Weight		12.85	36832	48	3
			13.34	36678	48	3
			13.34	37714	48	3
	BB1279					
	Steel	US26D	14.58	36822	48	3
	Full Mortise		17.98	37710	48	3
	Standard Weight		19.98	34213	48	3
	Ball Bearing		19.98	34215	48	3
	BB1168					
	Steel	US26D	37.10	37715	48	3
	Full Mortise Heavy Weight Ball Bearing		37.10	36680	48	3
	1191					
	Stainless	US32D	17.66	53021	100	2
	Full Mortise		22.68	52987	48	3
	Standard Weight		26.14	37716	48	3
			33.48	36679	48	3
			33.48	38646	48	3
	BB1191					
	Stainless	US32D	24.68	61669	48	3
	Full Mortise		32.24	37717	48	3
	Standard Weight		41.69	35597	48	3
	Ball Bearing		41.69	35419	48	3
			62.91	82255	48	3
	BB1199					
	Stainless	US32D	66.26	36817	48	3
	Full Mortise Heavy Weight Ball Bearing		66.26	35433	48	3
			97.25	44553	48	3

- Non-Removable Pin (NRP) Adder: \$3.95 each
- Hospital Tip (HT) Adder: \$7.89 each
- Safety Stud (SH) Adder: \$5.51 each
- Round Corner (RC) Adder: \$3.14 each
- Stainless Steel Pin (114mm) Adder: \$3.95 each
- Protective Clear Coat Adder: \$0.54 each

U/M - Each

- Notes:
- Additional finishes available on most items. Inquire with Hager Customer Service for pricing on US10, US4, and US32
 - For pricing on sizes not listed, please contact Hager Customer Service.

* Available in 316 Stainless Steel. Add \$21.87 to list price of hinge.

Minimum Order Quantities May Apply.

TABLE OF CONTENTS

A
 Armor Fronts (Mortise) 52-53

B
Backset Extension Links
 2500.....9
 3400..... 25
 3500..... 33
 Blocking Rings..... 65

C
 Cams (Fixed Cylinder).....59-60
 Cams (LFIC) 65
 Cams (SFIC).....62-63
 Cash Box Nut..... 66

Cores
 Small Format Interchangeable..... 60
 Large Format Interchangeable 63

Cylinders
 Key-In-Lever 57
 Mortise (Fixed Cylinder) 59
 Mortise (LFIC)..... 64
 Mortise (SFIC).....62
 Mortise Dummy..... 59
 Mortise ADA Turn Knob..... 59
 Rim (Fixed Cylinder) 58
 Rim (LFIC)..... 64
 Rim (SFIC) 62
 Rim Dummy 58
 Cylinder Aligning Sleeves..... 10, 26, 35, 38
 Cylinder Collars..... 51, 66-67

Cylindrical Locks
 2500, Grade 2.....8-11
 3400, Grade 1.....22-27
 3500, Grade 2.....30-35

D
Deadbolts
 3100, Grade 1..... 12
 3200, Grade 2..... 16
 3700, Interconnected 39

Deadlocks
 3100, Grade 1.....12-15
 3200, Grade 2.....16-19
 Dustbox (ASA) 11, 26, 35, 38, 52
 Dustbox (Deadbolt)..... 13,17, 41

Decorative Locks
 2300..... 5-7

E
Electric Options
 Cylindrical Locks 24
 Mortise Locks 47

F
 Faceplate Adapter 6, 9, 17, 33, 38, 40

I
 Interchangeable Cores (Small Format) 60
 Interchangeable Cores (Large Format) 63

Interconnected Locks
 3700, Grade 239-41

K
 Key Blanks (Fixed Cylinder)56-57
 Key Blanks (SFIC)..... 61
 Key Blanks (LFIC)..... 63
 Keying Charges (Fixed Cylinder) 56
 Keying Charges (SFIC)..... 61
 Keying Charges (LFIC)..... 63
 Keying, Tools and Accessories.....67-68
 Keys, Cut (Fixed Cylinder)56-57
 Keys, Cut (SFIC)..... 61
 Keys, Cut (LFIC).....63-64

L
Latchbolts
 2300, Tubular6
 2500, Grade 2 Cylindrical9-10
 3400, Grade 1 Cylindrical24-25
 3500, Grade 2 Cylindrical32-33
 3600, Grade 2 Tubular 37
 3700, Grade 2 Interconnected 40
 Lead Lining.....22, 30, 43, 45



Locks

M

Mortise Cam Screws	65-66
Mortise Cylinder	58-59, 62, 64

Mortise Locks

Mortise Locks (Deadlocks).....	48
Mortise Locks (Small Case Deadlocks)	49
Mortise Locks (Sectional).....	43-44
Mortise Locks (Escutcheon).....	45-46
Mortise Locks (Sliding Door)	50
Mortise Lock Accessories.....	51-55

P

Power Supplies

Cylindrical Lock.....	24
Mortise Lock.....	47

R

Rim Cylinder.....	58 62, 64
-------------------	-----------

S

Screw Packs

2300, Tubular	7
2500, Grade 1 Deadlock.....	10
3100, Grade 2 Cylindrical	14
3200, Grade 2 Deadlock	18
3400, Grade 1 Cylindrical	27
3500, Grade 2 Cylindrical	35
3600, Grade 2 Tubular	38
3700, Grade 2 Interconnected	41
3800, Grade 1 Mortise.....	53-54
Stock Numbers	72-88

Strikes

2300, Tubular	6
2500, Grade 2 Cylindrical.....	10
3100, Grade 1 Deadlock.....	13
3200, Grade 2 Deadlock.....	17
3300, Grade 3 Tubular.....	21
3400, Grade 1 Cylindrical	26
3500, Grade 2 Cylindrical	34
3600, Grade 2 Tubular	38
3700, Grade 2 Interconnected	41
3800, Grade 1 Mortise.....	51-52

T

Tactile Warning	22, 30, 43, 45
Tailpieces (Fixed Cylinder)	57-58
Tailpieces (LFIC)	64
Tailpieces (SFIC).....	61-62
Tailpieces (Rim Cylinder).....	59, 64
Thumbturns (Mortise Lock).....	53
Thru-bolt Jigs.....	11, 27, 35

Tubular Locks

2300.....	5-7
3300, Grade 3.....	20-21
3600, Grade 2.....	36-38

INTRODUCTION

Hager Companies offers a variety of locks to meet a wide range of applications and solutions. Heavy Duty Grade 1 deadlocks, cylindrical locks, and mortise locks are ideal for schools, hospitals, and other high-use environments. Grade 2 deadlocks and cylindrical locks are ideal for less abusive environments, while Grade 2 tubular locks are suitable for heavy duty residential or medium duty commercial environments.

All Hager locks have been rigorously tested and certified to the highest standards. Most lock series are BHMA certified per the ANSI A156.2 standards. They are also UL/cUL Listed for all functions up to and including 3 hours for "A" labeled doors. In addition to the certifications, all Hager Grade 1 and Grade 2 leversets are ADA compliant and most come with a lifetime warranty.

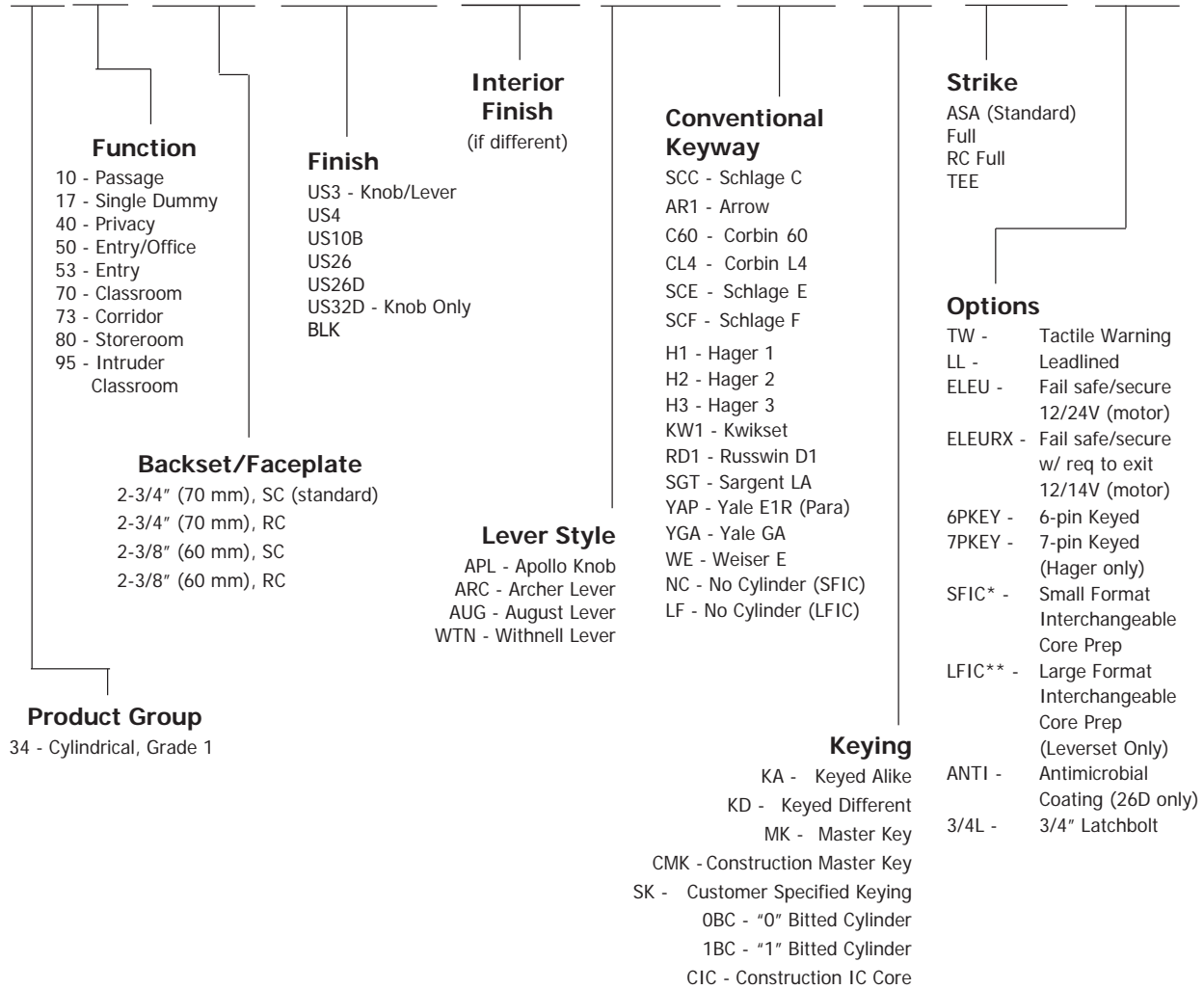
Most Hager locksets are either non-handed or field reversible in the case of the 3800 Series mortise lock. Conventional cylinder and small format interchangeable core are available on keyed functions. Most lock series offer three lever style options. Please check appropriate section for series specific options.

Cancellation Notification

Cancellation for made-to-order items must be communicated within 48 hours of order placement.



3453 2³/₄" US26D US26 WTN SCC KD ASA TW



Notes:

- If master-keyed, include master key instruction sheet with order (available online).
- For additional keying information, please refer to cylinder, core, and keying section of catalog.
- Quick Connect option available on 3400 series electrified models (EL, EU, RX). **Ordering example: 3480 2-3/4" US26D WTN SCC KD ASA ELEUQC.**
- Interchangeable construction core will be included with the lockset if "CIC" is specified in keying section. Customer must specify BLUE or RED color for SFIC.

* Small format interchangeable core sold separately. Available in Best Keyways or Hager Keyways, A Standard. **Ordering example: 3453 2-3/4" US26D WTN NC ASA SFIC.**

Please refer to our Catalog or website (www.hagerco.com) for more detailed and series specific ordering information along with additional information including functions available, additional options, and keying information. Ordering forms such as Master Keying Instruction Sheet and Cylinder Instructions and Ordering Guide are also available on our website (www.hagerco.com).

Description

2300 Series
 Decorative Tubular Locks
 2-3/8" (60 mm) backset (optional)
 2-3/4" (70 mm) backset (standard)
 2-1/4" x 1" (57 mm x 25 mm) SC and RC Faceplate (standard)
 Round and square corner full lip strikes (standard)
 Optional strikes available. For ASA strike, add \$8.70 adder to list price of the lock.

Refer to catalog or website for more detailed information on functions.
 Finishes other than US10B, US15, and US26D, are subject to extended lead-times. Consult customer service for availability.
 When ordering handed lever designs, LH=LHR and RH=RHR
 Split finish available at extended lead time. Handing information required when ordering split finish.



Charles 



Johnston 



Joshua 



Louis 








Warren 

Function	Finish	2022 List	Case Qty.
2310 Passage	US10B	135.25	24
	US15	129.98	
	US26	135.25	
	US26D	129.98	
	BLK	136.48	
2317 Single Dummy (Specify handing on Johnston and Warren Levers)	US10B	60.80	24
	US15	58.50	
	US26	60.80	
	US26D	58.50	
	BLK	61.43	

Function	Finish	2022 List	Case Qty.
2327 Double Dummy	US10B	121.53	24
	US15	116.87	
	US26	121.53	
	US26D	116.87	
	BLK	122.71	
2340 Privacy	US10B	143.95	24
	US15	138.36	
	US26	143.95	
	US26D	138.36	
	BLK	145.28	




Locks - 2300 Series

		Latchbolts	Finish	2022 List	Box Qty.
		Description			
		2-639-7607 Passage Spring Latch - (2300) 2-3/4" (70 mm) backset	n/a	24.96	10
		2-639-7609 Passage Spring Latch - (2300) 2-3/8" (60 mm) backset	n/a	24.96	10
		2-639-7608 Privacy Latch - (2300) 2-3/4" (70 mm) backset	n/a	24.96	10
		2-639-7610 Privacy Latch - (2300) 2-3/8" (60 mm) backset	n/a	24.96	10
		Strikes	Finish	2022 List	Box Qty.
		Description			
		3933 T-Strike with Plastic Dust Box 1-1/8" x 2-3/4" (29 mm x 70 mm), square corner	US10B	10.06	10
			US15	10.06	
			US26	10.06	
			US26D	10.06	
			BLK	10.06	
		2-639-7619 Full lip replacement strikes (2300) (Includes square and round corner)	US10B	15.03	10
		2-639-7620 Full lip replacement strikes (2300) (Includes square and round corner)	US15	15.03	10
		2-639-7621 Full lip replacement strikes (2300) (Includes square and round corner)	US26	15.03	10
		2-639-7622 Full lip replacement strikes (2300) (Includes square and round corner)	US26D	15.03	10
		3935 ASA Strike 1-1/4" x 4-7/8" (32 mm x 124 mm), square corner	US10B	15.21	10
			US15	15.21	
			US26	15.21	
			US26D	15.21	
			BLK	15.21	
		3959 Faceplate Adapter Converts 1" (25 mm) to 1/8" (29 mm) width	NF	3.29	10





Components and Screwpacks Description		Finish	2022 List	Box Qty.
2-639-7600	Privacy Accessory Kit	BLK	10.56	10
2-639-7603	Privacy Accessory Kit	US10B	10.56	10
2-639-7604	Privacy Accessory Kit	US15	10.56	10
2-639-7605	Privacy Accessory Kit	US26	10.56	10
2-639-7606	Privacy Accessory Kit	US26D	10.56	10
2-300-0092	Replacement Screw Packs	US10B	13.04	10
2-300-0093	Replacement Screw Packs	US15/26/26D	13.04	10



Locks - 2500 Series

Description

2500 Series

Grade 2 Cylindrical - Economy
 Fixed Cylinder, Standard
 6 Pin Cylinders, 5-pin Keyed
 Schlage C Keyway - KD Standard
 2-3/4" (70 mm) Backset
 2-1/4" x 1-1/8" (57 mm x 29 mm) SC Faceplate
 ASA Strike

Small Format Interchangeable Core option Available (cores sold separately - refer to Keying/Core section).

Optional backsets, faceplates and strikes available.

Optional keying/keyways available.

Refer to catalog or website for more detailed information on functions.

If construction SFIC core is included with the lockset, \$63.59 will be added to the list price of the lock. Refer to keying/cores section for construction core options.



Archer  




Withnell  

Function	Finish	2022 List	Case Qty.
2510 (F75) Passage	US3	124.26	6
	US10B	124.26	
	US26D	124.26	
	BLK	142.26	
2517 Single Dummy	US3	74.58	12
	US10B	74.58	
	US26D	74.58	
	BLK	85.77	
2525 (F111) Exit	US3	111.90	6
	US10B	111.90	
	US26D	111.90	
	BLK	128.68	
2527 Double Dummy	US3	146.31	6
	US10B	146.31	
	US26D	146.31	
	BLK	168.26	

Function	Finish	2022 List	Case Qty.
2540 (F76A) Privacy	US3	126.93	6
	US10B	126.93	
	US26D	126.93	
	BLK	145.97	
2550 (F82A) Office	US3	141.59	6
	US10B	141.59	
2553 (F109) Entry	US26D	141.59	
	BLK	162.83	
2570 (F84) Classroom			
2580 (F86) Storeroom			





Latchbolts Description	Finish	2022 List	Box Qty.
3947 Spring Latch - Passage Only (2510) 2-3/4" (70 mm) Backset 2-1/4" x 1-1/8" (57 mm x 29 mm) Faceplate Must specify square or round corner.	US3 US10B US26D BLK	39.99 39.99 39.99 39.99	10
3949 Spring Latch - Passage Only (2510) 2-3/8" (60 mm) Backset 2-1/4" x 1" (57 mm x 25 mm) Faceplate Must specify square or round corner.	US3 US10B US26D BLK	39.99 39.99 39.99 39.99	10
3965 Spring Latch - Privacy Only (2540) 2-3/4" (70 mm) Backset 2-1/4" x 1-1/8" (57 mm x 29 mm) Faceplate Must specify square or round corner.	US3 US10B US26D BLK	39.99 39.99 39.99 39.99	10
3967 Spring Latch - Privacy Only (2540) 2-3/8" (60 mm) Backset 2-1/4" x 1" (57 mm x 25 mm) Faceplate Must specify square or round corner.	US3 US10B US26D BLK	39.99 39.99 39.99 39.99	10
3948 Dead Latch - 2525 and all keyed functions (2500 Series) 2-3/4" (70 mm) Backset 2-1/4" x 1-1/8" (57 mm x 29 mm) Faceplate Must specify square or round corner.	US3 US10B US26D BLK	39.99 39.99 39.99 39.99	10
3950 Dead Latch - 2525 and all keyed functions (2500 Series) 2-3/8" (60 mm) Backset 2-1/4" x 1" (57 mm x 25 mm) Faceplate Must specify square or round corner.	US3 US10B US26D BLK	39.99 39.99 39.99 39.99	10
3959 Faceplate Adapter Can be used with 2500 2-3/8" (60 mm) backset latchbolt. Converts 1" (25 mm) to 1-1/8" (29 mm) width.	NF	3.29	10
3917 3-3/4" (95 mm) Backset Extension Link Must be used with 2-3/8" (60 mm) backset latchbolt to achieve 3-3/4" total backset.	NF	26.45	
3937 5" (127) Backset Extension Link Must be used with 2-3/4" (70 mm) backset latchbolt to achieve 5" total backset.	NF	28.57	
Drive-In Latchbolts	Finish	2022 List	Box Qty.
3922 2-3/4" (70 mm) Drive-In Spring Latch - Passage only (2510)	NF	39.99	20
3923 2-3/4" (70 mm) Drive-In Spring Latch - Privacy only (2540)	NF	39.99	20
3925 2-3/8" (60 mm) Drive-In Spring Latch - Passage only (2510)	NF	39.99	20



Locks - 2500 Series




Drive-In Latchbolts	Finish	2022 List	Box Qty.
3926 2-3/8" (60 mm) Drive-In Spring Latch - Privacy only (2540)	NF	39.99	20
3924 2-3/4" (70 mm) Drive-In Dead Latch - All keyed functions (2500 Series)	NF	39.99	20
3927 2-3/8" (60 mm) Drive-In Dead Latch - All keyed functions (2500 Series)	NF	39.99	20

Strikes Description	Finish	2022 List	Box Qty.
3933 T-Strike with Plastic Dust Box 1-1/8" x 2-3/4" (29 mm x 70 mm), square corner	US3	10.06	10
	US10B	10.06	
	US26D	10.06	
	BLK	10.06	
3934 Full Lip Strike 1-5/8" x 2-1/4" (41 mm x 57 mm), square corner	US3	10.06	10
	US10B	10.06	
	US26D	10.06	
	BLK	10.06	
3935 ASA Strike Plate Shipped standard with 2500 Series 1-1/4" x 4-7/8" (32 mm x 124 mm), square corner 1-5/16" lip Order dust box separately	US3	15.21	10
	US10B	15.21	
	US26D	15.21	
	BLK	15.21	

3958 Round Corner Full Lip Strike 1-5/8" x 2-1/4" (41 mm x 57 mm), round corner (1/4" radius)	US3	10.06	10
	US10B	10.06	
	US26D	10.06	
	BLK	10.06	

Components and Screwpacks Description	Finish	2022 List
2-639-3577 Cylinder Aligning Sleeve (10 pack)	NF	3.79
2-300-0048 Screwpack - 2500 Series Lever Locksets	US3	15.09
2-300-0050 Screwpack - 2500 Series Lever Locksets	US10B	15.09
2-300-0052 Screwpack - 2500 Series Lever Locksets	US26D	15.09
2-300-0058 Screwpack - 2517/2527 Lever Locksets only	NF	15.09
2-639-3523 2500 Series Thru Bolt Posts	NF	4.97





Components and Screwpacks Description	Finish	2022 List
2-669-0389 ASA Metal Dust Box	NF	8.20
3911 2500 Series Leverset Thru-Post Drill Jig	NF	23.29 ea



Locks - 3100 Series



Description

3100 Series

Grade 1
 Fixed Cylinder Standard
 6 Pin Cylinders, 5-pin Keyed
 Schlage C Keyway - KD Standard
 2-3/4" (70 mm) Backset
 2-1/4" x 1-1/8" (57 mm x 29 mm) Square Corner Faceplate
 Square Corner Strike

Small Format Interchangeable Core option available (cores sold separately - refer to Keying/Core section).
 Optional backsets, faceplates, and strikes available (see below).
 ASA Strike Available. Add \$8.70 to list price of deadlock.
 Optional keying/keyways available.
 Refer to catalog or website for more detailed information on functions.


Function	Finish	2022 List	Case Qty.
3114 (E2141) Double Cylinder	US3	238.09	12
	US4	238.09	
	US10B	238.09	
	US26	238.09	
	US26D	228.96	
3115 (E2151) Cylinder x Thumbturn	US3	209.96	12
	US4	209.96	
	US10B	209.96	
	US26	209.96	
	US26D	201.89	



Function	Finish	2022 List	Case Qty.
3118 (E2171) Classroom	US3	217.23	12
	US4	217.23	
	US10B	217.23	
	US26	217.23	
	US26D	208.84	



Deadbolts		Finish	2022 List	Box Qty.
Description				
3940	2-3/4" (70 mm) Backset - Standard	US3	39.99	10
	2-1/4" x 1-1/8" (57 mm x 29 mm) Faceplate	US4	42.60	
	Must Specify Square or Round Corner	US10B	39.99	
		US26D	39.99	
3941	2-3/8" (60 mm) Backset	US3	39.99	10
	2-1/4"x 1" (57 mm x 25 mm) Faceplate	US4	42.60	
	Must specify square or round corner	US10B	39.99	
		US26D	39.99	
Strikes		Finish	2022 List	Box Qty.
Description				
3929	ASA Deadlock Strike	US3	24.47	10
	1-1/4" x 4-7/8" (32 mm x 124 mm), Square Corner	US4	26.02	
	1 5/16" lip	US10B	24.47	
	Order dust box separately.	US26	24.47	
		US26D	24.47	
3930	Strike with plastic dust box	US3	9.94	10
	1-1/8" x 2-3/4" (29 mm x 70 mm), Square corner	US4	10.49	
		US10B	9.94	
		US26D	9.94	
2-639-3109	Deadlock Dust Box	NF	4.78	10
Components and Screwpacks		Finish	2022 List	
Description				
2-639-3151	Collar Handing Keys - 3118 - (RH and LH w/ set screw)	NF	7.95	
2-639-7146	Thumbturn Repair Kit - 3100 Series	US3	14.41	
2-639-7147	Thumbturn Repair Kit - 3100 Series	US4	14.41	
2-639-7149	Thumbturn Repair Kit - 3100 Series	US10B	14.41	
2-639-7150	Thumbturn Repair Kit - 3100 Series	US26	14.41	
2-639-3168	Thumbturn Repair Kit - 3100 Series	US26D	14.41	

Locks - 3100 Series

Components and Screwpacks Description		Finish	2022 List
	2-639-3152 Thumbturn Rose - 3100 Series	US3	11.55
	2-639-3153 Thumbturn Rose - 3100 Series	US4	11.55
	2-639-3154 Thumbturn Rose - 3100 Series	US10B	11.55
	2-639-3155 Thumbturn Rose - 3100 Series	US26	11.55
	2-639-3156 Thumbturn Rose - 3100 Series	US26D	11.55
	2-639-3157 Thumbturn Rose - 3100 Series		
	2-300-0000 Screwpack 3115/3118	US3	13.85
2-300-0001 Screwpack 3115/3118	US4	13.85	
2-300-0003 Screwpack 3115/3118	US10B	13.85	
2-300-0004 Screwpack 3115/3118	US26	13.85	
2-300-0005 Screwpack 3115/3118	US26D	13.85	
2-300-0006 Screwpack 3114	US3	13.85	
2-300-0007 Screwpack 3114	US4	13.85	
2-300-0009 Screwpack 3114	US10B	13.85	
2-300-0010 Screwpack 3114	US26	13.85	
2-300-0011 Screwpack 3114	US26D	13.85	
2-639-3167 Tailpiece Kit for 2" - 2-1/4" Thick Door (3115/3118 Fixed Cylinder Only)		10.68	
2-639-3236 Tailpiece Kit for 2" - 2-1/4" Thick Door (3114 Fixed Cylinder Only)	US3/US4/	10.68	
2-639-3238 Tailpiece Kit for 2" - 2-1/4" Thick Door (3114 Fixed Cylinder Only)	US10B	10.68	
2-639-3239 Tailpiece Kit for 2" - 2-1/4" Thick Door (3114 Fixed Cylinder Only)	US26/US26D	10.68	





Components and Screwpacks Description	Finish	2022 List
2-639-7164 SFIC Deadlock Cylinder Assembly - 3115/3118	US3	24.84
2-639-7167 SFIC Deadlock Cylinder Assembly - 3115/3118	US4	24.84
2-639-7160 SFIC Deadlock Cylinder Assembly - 3115/3118	US10B	24.84
2-639-7161 SFIC Deadlock Cylinder Assembly - 3115/3118	US26D	24.84
2-639-7163 SFIC Deadlock Cylinder Assembly - 3115/3118		



Locks - 3200 Series



Description

3200 Series

Grade 2
 Fixed Cylinder, Standard
 6 Pin Cylinders, 5-pin Keyed
 Schlage C Keyway - KD Standard
 2-3/4" (70 mm) Backset
 2-1/4" x 1-1/8" SC Faceplate
 (57 mm x 29 mm)
 Square Corner Strike

Small Format Interchangeable Core option available (cores sold separately - refer to Keying/Core section).

Refer to Catalog or website for more detailed information on functions.

Optional backsets, faceplates, and strikes available (see next page).

ASA Strike Available. Add \$8.70 to list price of deadlock.

Optional keying/keyways available.

Function	Finish	2022 List	Case Qty.
3214 (E2142) Double Cylinder	US3	138.98	12
	US4	138.98	
	US10B	138.98	
	US26D	132.40	
	US32D	121.41	
3215 (E2152) Cylinder x Thumbturn	US3	113.21	12
	US4	113.21	
	US10B	113.21	
	US26D	107.81	
	US32D	98.93	
3216 Thumbturn x Occupancy Indicator	US3	90.05	12
	US4	90.05	
	US10B	90.05	
	US26D	85.76	
	US32D	78.62	

Function	Finish	2022 List	Case Qty.
3220 (E21112) Thumbturn only w/ Blank Plate	US3	84.15	12
	US4	84.15	
	US10B	84.15	
	US26D	80.11	
	US32D	73.53	
3221 (E2192) Thumbturn only (Replaced 3219)	US3	69.18	12
	US4	69.18	
	US10B	69.18	
	US26D	65.89	
	US32D	60.49	
3222 Retrofit Kit (Blank Plate & Screws to convert 3221 to 3220)	US3	45.02	12
	US4	45.02	
	US10B	45.02	
	US26D	42.91	
	US32D	39.37	



Deadbolts Description	Finish	2022 List	Box Qty.
3940 2-3/4" (70 mm) Backset - Standard 2-1/4" x 1-1/8" (57 mm x 29 mm) Faceplate Must Specify Square or Round Corner US32D available in square corner only	US3	39.99	10
	US4	42.60	
	US10B	39.99	
	US26D	39.99	



3941 2-3/8" (60 mm) Backset 2-1/4" x 1" (57 mm x 25 mm) Faceplate Must specify square or round corner US32D available in square corner only	US3	39.99	10
	US4	42.60	
	US10B	39.99	
	US26D	39.99	



3942 2-3/8" - 2-3/4" (60 mm - 70 mm) Adjustable 2-1/4" x 1-1/8" (57 mm x 29 mm) Square Corner Faceplate For use with 3220, 3221 deadlocks only Round corner optional 1" Wide faceplate available in square corner or round corner US32D available in square corner only	US3	39.99	10
	US4	42.60	
	US10B	39.99	
	US26D/US32D	39.99	



3959 Faceplate Adapter Can be used with 3220 and 3221 deadlock Converts 1" (25 mm) to 1-1/8" (29 mm) width	NF	3.29	10
--	----	------	----



Strikes Description	Finish	2022 List	Box Qty.
3929 ASA Deadlock Strike 1-1/4" x 4-7/8" (32 mm x 124 mm), Square Corner 1-5/16" lip Optional Strike can be used with 3100/3200 Series. Order dust box separately. For use with 3200 Series US32D, order US26/US26D.	US3	24.47	10
	US4	26.02	
	US10B	24.47	
	US26	24.47	
	US26D	24.47	








3930 Strike with plastic dust box 1-1/8" x 2-3/4" (29 mm x 70 mm), Square corner	US3	9.94	10
	US4	10.49	
	US10B	9.94	
	US26D	9.94	

2-639-3109 Deadlock Dust Box For use with standard strike, 3930.	NF	4.78	10
---	----	------	----



Locks - 3200 Series

	Components and Screwpacks Description	Finish	2022 List
	2-300-0018 Screwpack for 3214	US3	13.85
	2-300-0019 Screwpack for 3214	US4	13.85
	2-300-0021 Screwpack for 3214	US10B	13.85
	2-300-0023 Screwpack for 3214	US26D/US32D	13.85
	2-300-0024 Screwpack for 3215	US3	13.85
	2-300-0025 Screwpack for 3215	US4	13.85
	2-300-0027 Screwpack for 3215	US10B	13.85
	2-300-0029 Screwpack for 3215	US26D/US32D	13.85
	2-300-0105 Screwpack 3216/3220/3222	US3	13.85
	2-300-0106 Screwpack 3216/3220/3222	US4	13.85
	2-300-0108 Screwpack 3216/3220/3222	US10B	13.85
	2-300-0110 Screwpack 3216/3220/3222	US26D/US32D	13.85
	2-300-0111 Screwpack 3221	US3	13.85
	2-300-0112 Screwpack 3221	US4	13.85
	2-300-0114 Screwpack 3221	US10B	13.85
	2-300-0116 Screwpack 3221	US26D/US32D	13.85
	2-639-3218 Thumbturn Assembly - 3215	US3	14.16
	2-639-3219 Thumbturn Assembly - 3215	US4	14.16
	2-639-3221 Thumbturn Assembly - 3215	US10B	14.16
	2-639-7153 Thumbturn Assembly - 3215	US26D	14.16
	2-639-3223 Thumbturn Assembly - 3215	US32D	14.16





Components and Screwpacks Description	Finish	2022 List
2-639-3230 Tailpiece Kit for 2" - 2-1/4" Door (3215 Fixed Cylinder Only)	US3	10.68
2-639-3231 Tailpiece Kit for 2" - 2-1/4" Door (3215 Fixed Cylinder Only)	US4	10.68
2-639-3233 Tailpiece Kit for 2" - 2-1/4" Door (3215 Fixed Cylinder Only)	US10B	10.68
2-639-3235 Tailpiece Kit for 2" - 2-1/4" Door (3215 Fixed Cylinder Only)	US26D	10.68
2-639-7151 Tailpiece Kit for 2" - 2-1/4" Door (3215 Fixed Cylinder Only)	US32D	10.68
2-639-3236 Tailpiece Kit for 2" - 2-1/4" Door (3214 Fixed Cylinder Only)	US3/US4/	10.68
2-639-3238 Tailpiece Kit for 2" - 2-1/4" Door (3214 Fixed Cylinder Only)	US10B	10.68
2-639-3239 Tailpiece Kit for 2" - 2-1/4" Door (3214 Fixed Cylinder Only)	US26D	10.68
2-639-7157 3215 SFIC Deadlock Spacer	US3	8.51
2-639-7158 3215 SFIC Deadlock Spacer	US4	8.51
2-639-7154 3215 SFIC Deadlock Spacer	US10B	8.51
2-639-7155 3215 SFIC Deadlock Spacer	US26D	8.51
2-639-7156 3215 SFIC Deadlock Spacer	US32D	8.51
2-639-7144 3215 SFIC Deadlock Spacer		
2-639-7164 SFIC Deadlock Cylinder Assembly - 3215	US3	24.84
2-639-7167 SFIC Deadlock Cylinder Assembly - 3215	US4	24.84
2-639-7160 SFIC Deadlock Cylinder Assembly - 3215	US10B	24.84
2-639-7161 SFIC Deadlock Cylinder Assembly - 3215	US26D	24.84
2-639-7163 SFIC Deadlock Cylinder Assembly - 3215	US32D	24.84
2-639-7166 SFIC Deadlock Cylinder Assembly - 3215		
2-639-7641 3216 Emergency Key (10Pk)	NF	10.81



Locks - 3300 Series



3300 Series

Grade 3 Tubular - Residential

Fixed Cylinder, Standard

5 Pin Keyed Different Cylinder only - no keying services available

Schlage C Keyway only

2-3/8" - 2-3/4" (60mm - 70mm) adjustable backset

2-1/4" - 1" (57mm x 25mm) RC Faceplate (Square corner faceplate loose in the box)

1-3/4" x 2-1/4" Full lip round corner strike, no box (standard)

Optional strikes must be purchased separately.

Refer to catalog or website for more detailed information on functions.

Finishes other than US26D will be subject to extended lead times. Consult customer service for availability.

When ordering handed lever designs, LH=LHR and RH=RHR.



Archer



August



Johnston



Withnell

Function	Finish	2022 List	Case Qty.
3310	US3	\$59.49	18
Passage	US10B	\$69.12	18
	US15	\$58.25	18
	US26	\$62.72	18
	US26D	\$62.72	18
	BLK	\$62.72	18
3317	US3	\$28.50	27
Single Dummy (Specify Handing for Johnston lever)	US10B	\$33.29	27
	US15	\$28.50	27
	US26	\$30.74	27
	US26D	\$30.74	27
	BLK	\$30.74	27

Function	Finish	2022 List	Case Qty.
3340	US3	\$62.72	18
Privacy	US10B	\$72.28	18
	US15	\$62.72	18
	US26	\$65.89	18
	US26D	\$65.89	18
	BLK	\$65.89	18
3353	US3	\$73.59	18
Entry	US10B	\$83.15	18
	US15	\$73.59	18
	US26	\$76.76	18
	US26D	\$76.76	18





Strikes Description	Finish	2022 List
2-639-7790 Full Lip Strike 1-3/4" x 2-1/4" (45mm x 57mm), square corner	US3	\$2.61
2-639-7792 Full Lip Strike	US10B	\$2.61
2-639-7793 Full Lip Strike	US15/US26/US26D	\$2.61
	BLK	\$2.61
2-639-7795 T-Strike 1-1/8" x 2-3/4" (29mm x 70mm), square corner	US3	\$2.61
2-639-7797 T-Strike	US10B	\$2.61
2-639-7798 T-Strike	US15/US26/US26D	\$2.61
	BLK	\$2.61



Locks - 3400 Series

Description

3400 Series

Grade 1 Cylindrical
 Fixed Cylinder, Standard
 6 Pin Cylinders, 5-pin Keyed
 Schlage C Keyway - KD Standard
 2-3/4" (70 mm) Backset
 2-1/4" x 1-1/8" SC Faceplate (57 mm x 29 mm)
 ASA Strike

Small and Large Format Interchangeable Core option available (cores sold separately - refer to Keying/Core section).

If construction core is included with the lockset, \$63.59 (SFIC) or \$80.42 (LFIC) will be added to the list price of the lock. Refer to keying/cores section for construction core options.

Extended Lip ASA strike available. Add \$14.90 list price of the lock.

Lead Lined available. Add \$186.30 to the list price of the lock.

Tactile Warning available on levers only. Add \$62.10 to the list price of lock.

Anti-microbial available on 26D finish only. Add \$49.68 to the list price of the lock.

3/4" latchbolt available. Add \$146.56 to the list price of lock.

Split finish available. Priced at higher finish.

Optional backsets, faceplates, and strikes available (see next page).

Security Torx screws available. Add \$17.39 to list price of the lock.

Optional keying/keyways available.

3495 Intruder Classroom includes locking indicator rose.

Refer to catalog or website for more detailed information on functions.



Archer  



August  



Withnell  

Function	Finish	Lever 2022 List	Case Qty.
3410 (F75) Passage	US3	369.50	6
	US4	369.50	
	US10B	369.50	
	US26	369.50	
	US26D	355.27	
	BLK	390.79	
3417 Single Dummy	US3	173.82	12
	US4	173.82	
	US10B	173.82	
	US26	173.82	
	US26D	167.11	
	BLK	183.82	
3440 (F76A) Privacy	US3	425.51	6
	US4	425.51	
	US10B	425.51	
	US26	425.51	
	US26D	409.11	
	BLK	450.02	





Description

3400 Series (Continued)
Continued

Function	Finish	Lever 2022 List	Case Qty.
3450 (F82A)	US3	495.50	6
Office	US4	495.50	
3453 (F109)	US10B	495.50	
Entry	US26	495.50	
3470 (F84)	US26D	476.49	
Classroom	BLK	524.14	
3473 (F90)			
Corridor			
3480 (F86)			
Storeroom			
<hr/>			
3482 (F87)	US3	643.91	6
Institution	US4	643.91	
	US10B	643.91	
	US26	643.91	
	US26D	547.66	
<hr/>			
3495 (F110)	US3	603.80	6
Intruder Classroom*	US4	603.80	
	US10B	603.80	
	US26	603.80	
	US26D	580.64	




Locks - 3400 Series



3400 Series Electrified Cylindrical Lockset Description	Add electrified charges to the list price of the lock Function	2022 List
Outside lever continuously locked (EL) or unlocked (EU) by 12 or 24V. Latchbolt retracted by key outside or lever inside. Auxiliary latch deadlocks latchbolt when door is closed. Inside always free for immediate egress.	ELEU 12V/24V Storeroom - Fail Safe/Fail Secure	273.86
Single switch (SPDT) mounted inside the spring cage monitors inside lever rotation to send a signal for a variety of applications: Shunt an alarm, sound an alarm, release an electromagnetic lock or signal a console.	RX Request to Exit	222.32

QUICK CONNECT OPTION: Locks will come with molex connector attached at no extra charge. Quick connect option allows rapid installation of locks when used with the Hager Quick Connect harness cable. See Commercial Hinges section (page 7) for available harness sizes.

QUICK CONNECT ORDERING EXAMPLE: 3480 US26D WTN ELEUQC



Power Supplies Description	Add electrified charges to the list price of the lock Function	2022 List
Provides power for Fail Safe or Fail Secure locking devices and interface with building alarm controls, card readers, keypads, and other door controls.	2903 24 Volt Power Supply	Reference Electrified products section
Provides power and control for openings with an electrified locking device and automatic door operator.	2904 24 Volt Power Supply	Reference Electrified products section
Provides up to 1 amp of 12 or 24 Volt DC Power for all Hager Electrified Products.	2908 24 Volt Power Supply	Reference Electrified products section
Provides up to 2 amps of 12 or 24 Volt DC Power for all Hager Electrified Products.	2909 24 Volt Power Supply	Reference Electrified products section



Latchbolts Description	Finish	2022 List	Box Qty.
3943 Spring Latch - Passage Only (3410) 2-3/4" (70 mm) Backset 2-1/4" x 1-1/8" (57 mm x 29 mm) Faceplate *Must specify square or round corner.	US3	42.04	10
	US4	44.71	
	US10B	42.04	
	US26	42.04	
	US26D	42.04	
	BLK	42.04	
3945 Spring Latch - Passage Only (3410) 2-3/8" (60 mm) Backset 2-1/4" x 1-1/8" (57 mm x 29 mm) Faceplate *Must specify square or round corner.	US3	42.04	10
	US4	44.71	
	US10B	42.04	
	US26	42.04	
	US26D	42.04	
	BLK	42.04	
3964 Spring Latch - Privacy Only (3440) 2-3/4" (70 mm) Backset 2-1/4" x 1-1/8" (57 mm x 29 mm) Faceplate *Must specify square or round corner.	US3	42.04	10
	US4	44.71	
	US10B	42.04	
	US26	42.04	
	US26D	42.04	
	BLK	42.04	





Latchbolts Description	Finish	2022 List	Box Qty.
3966 Spring Latch - Privacy Only (3440) 2-3/8" (60 mm) Backset 2-1/4" x 1-1/8" (57 mm x 29 mm) Faceplate *Must specify square or round corner.	US3	42.04	10
	US4	44.71	
	US10B	42.04	
	US26	42.04	
	US26D	42.04	
	BLK	42.04	



3944 Dead Latch - All keyed functions except Corridor 2-3/4" (70 mm) Backset 2-1/4" x 1-1/8" (57 mm x 29 mm) Faceplate *Must specify square or round corner.	US3	42.04	10
	US4	44.71	
	US10B	42.04	
	US26	42.04	
	US26D	42.04	
	BLK	42.04	



3946 Dead Latch - All keyed functions except Corridor 2-3/8" (60 mm) Backset 2-1/4" x 1-1/8" (57 mm x 29 mm) Faceplate *Must specify square or round corner.	US3	42.04	10
	US4	44.71	
	US10B	42.04	
	US26	42.04	
	US26D	42.04	
	BLK	42.04	



3992 Dead Latch - Corridor (3473) 2-3/8" (60 mm) Backset 2-1/4" x 1-1/8" (57 mm x 29 mm) Faceplate *Must specify square or round corner.	US3	42.04	10
	US4	44.71	
	US10B	42.04	
	US26	42.04	
	US26D	42.04	
	BLK	42.04	



3993 Dead Latch - Corridor (3473) 2-3/4" (70 mm) Backset 2-1/4" x 1-1/8" (57 mm x 29 mm) Faceplate *Must specify square or round corner.	US3	42.04	10
	US4	44.71	
	US10B	42.04	
	US26	42.04	
	US26D	42.04	
	BLK	42.04	



3932 3/4" Dead Latch (3450, 3453, 3470, 3480, 3495) 2-3/4" (70 mm) Backset 2-1/4" x 1-1/8" (57 mm x 29 mm) square corner faceplate	US3	146.99	10
	US4	146.99	
	US10B	146.99	
	US26	146.99	
	US26D	146.99	
	BLK	146.99	



3916 3-3/4" (95 mm) Backset Extension Link Must be used with 2-3/8" backset latchbolt to achieve 3-3/4" total backset.	NF	26.45	10
---	----	-------	----



3936 5" (127 mm) Backset Extension Link Must be used with 2-3/4" backset latchbolt to achieve 5" total backset.	NF	28.57	10
--	----	-------	----



Locks - 3400 Series



Strikes Description	Finish	2022 List	Box Qty.
3933 T-Strike with Plastic Dust Box 1-1/8" x 2-3/4" (29 x 70 mm), square corner	US3	10.06	10
	US4	10.56	
	US10B	10.06	
	US26	10.06	
	US26D	10.06	
	BLK	10.06	



3934 Full Lip Strike 1-5/8" x 2-1/4" (41 mm x 57 mm), square corner	US3	10.06	10
	US4	10.56	
	US10B	10.06	
	US26	10.06	
	BLK	10.06	



3935 ASA Strike Shipped standard with 3400 Series 1-1/4" x 4-7/8" (32 mm x 124 mm), square corner 1-5/16" lip Order dust box separately	US3	15.21	10
	US4	15.21	
	US15	15.21	
	US10B	15.21	
	US26	15.21	
	BLK	15.21	



3958 Round Corner Full Lip Strike 1-5/8" x 2-1/4" (41 mm x 57 mm), round corner (1/4" radius)	US3	10.06	10
	US4	10.56	
	US10B	10.06	
	US26	10.06	
	BLK	10.06	





2-669-0389 ASA Metal Dust Box	NF	8.20	10
---	----	------	----



Components and Screwpacks Description	Finish	2022 List
2-639-3490 Cylinder Aligning Sleeve (10 pack)	NF	4.04





Components and Screwpacks Description	Finish	2022 List	
2-300-0036 Screwpack - 3400 Series Lever Lockset	US3/US4/	15.09	
2-300-0039 Screwpack - 3400 Series Lever Lockset	US10B	15.09	
2-300-0041 Screwpack - 3400 Series Lever Lockset	US26/US26D	15.09	
2-300-0042 Screwpack - 3417 Dummy Lever Only	NF	6.40	
3911 3400 Series Leverset Thru-Post Drill Jig	NF	23.29	ea



This page intentionally left blank.

This page intentionally left blank.

Locks - 3500 Series

Description



3500 Series
 Grade 2 Cylindrical
 Fixed Cylinder, Standard
 6 Pin Cylinders, 5-pin Keyed
 Schlage C Keyway - KD Standard
 2-3/4" (70 mm) Backset
 2-1/4" x 1-1/8" (57 mm x 29 mm) SC Faceplate
 ASA Strike



Apollo



Small Format Interchangeable Core option available (cores sold separately - refer to Keying/Core section).

If construction SFIC core is included with the lockset, \$63.59 will be added to list price of the lock. Refer to keying/cores section for construction core options.



Archer



Extended Lip ASA strike available. Add \$14.90 to list price of the lock.

Lead Lining available for Leversets. Add \$186.30 to the list price of the lock.

Tactile Warning available (Levers only). Add \$62.10 to the list price of the lock.

Anti-microbial available on 26D finish only. Add \$49.68 to list price of lock.



August



Withnell



3/4" latchbolt available. Add \$146.56 to the list price of the lock.

Split finish available. Priced at higher finish.

Optional backsets, faceplates and strikes available (see next page).

Security Torx screws available. Add \$14.90 to list price of the lock.

Optional keying/keyways available.

Apollo knob with SFIC will be subject to extended lead times, consult factory for availability.

*3525 Exit, 3527 BTB Dummy, and 3573 Corridor functions are not available on Apollo knob.

Refer to catalog or website for more detailed information on functions.

Note: Hager Keyway is 7-pin only.

Function	Finish	Lever 2022 List	Case Qty.	Knob 2022 List	Case Qty.
3510 (F75) Passage	US3	218.96	6	73.77	20
	US4	218.96			
	US10B	218.96			
	US26	218.96			
	US26D	203.75			
	US32D BLK	232.27		73.77	20
3517 Single Dummy	US3	86.69	12	42.23	60
	US4	86.69			
	US10B	86.69			
	US26	86.69			
	US26D	80.61			
	US32D BLK	91.89		42.23	60
3525 (F111) Exit*	US3	218.96	6		
	US4	218.96			
	US10B	218.96			
	US26	218.96			
	US26D	203.75			
	BLK	232.27			
3527 Double Dummy*	US3	173.32	6		
	US4	173.32			
	US10B	173.32			
	US26	173.32			
	US26D	161.21			
	BLK	183.78			

Description

3500 Series (Continued)

Continued

	Function	Finish	Lever 2022 List	Case Qty.	Knob 2022 List	Case Qty.
3540 (F76A) Privacy		US3	248.71	6	77.81	20
		US4	248.71			
		US10B	248.71			
		US26	248.71			
		US26D	231.38			
		US32D			77.81	20
		BLK	263.77			
3550 (F82A) Office		US3	275.97	6	112.40	20
		US4	275.97			
3553 (F109) Entry		US10B	275.97			
		US26	275.97			
3570 (F84) Classroom		US26D	256.72			
		US32D			112.40	20
		BLK	292.66			
3573 (F90) Corridor*/Dormitory						
3579 (F113) Keyed Communicating						
3580 (F86) Storeroom						



Locks - 3500 Series



Latchbolts Description	Finish	2022 List	Box Qty.
3947	US3	39.99	10
Spring Latch - Passage only (3510) - Standard	US4	42.60	
2-3/4" (70 mm) Backset	US10B	39.99	
2-1/4" x 1-1/8" (57 mm x 29 mm) Faceplate	US26	39.99	
Must specify square or round corner.	US26D	39.99	
	US32D	39.99	



3949	US3	39.99	10
Spring Latch - Passage only (3510)	US4	42.60	
2-3/8" (60 mm) Backset	US10B	39.99	
2-1/4" x 1" (57 mm x 25 mm) Faceplate	US26	39.99	
Must specify square or round corner.	US26D	39.99	
	US32D	39.99	
	BLK	39.99	



3965	US3	39.99	10
Spring Latch - Privacy only (3540) - Standard	US4	42.60	
2-3/4" (70 mm) Backset	US10B	39.99	
2-1/4" x 1-1/8" (57 mm x 29 mm) Faceplate	US26	39.99	
Must specify square or round corner.	US26D	39.99	
	US32D	39.99	
	BLK	39.99	



3967	US3	39.99	10
Spring Latch - Privacy only (3540)	US4	42.60	
2-3/8" (60 mm) Backset	US10B	39.99	
2-1/4" x 1" (57 mm x 25 mm) Faceplate	US26	39.99	
Must specify square or round corner.	US26D	39.99	
	US32D	39.99	
	BLK	39.99	



3948	US3	39.99	10
Dead Latch - 3525 and all keyed functions except Corridor	US4	42.60	
2-3/4" (70 mm) Backset	US10B	39.99	
2-1/4" x 1-1/8" (57 mm x 29 mm) Faceplate	US26	39.99	
Must specify square or round corner.	US26D	39.99	
	US32D	39.99	
	BLK	39.99	



3950	US3	39.99	10
Dead Latch - 3525 and all keyed functions except Corridor	US4	42.60	
2-3/8" (60 mm) Backset	US10B	39.99	
2-1/4" x 1" (57 mm x 25 mm) Faceplate	US26	39.99	
Must specify square or round corner.	US26D	39.99	
	US32D	39.99	
	BLK	39.99	



3994	US3	39.99	10
Dead Latch - Corridor (3573)	US4	42.60	
2-3/8" (60 mm) Backset	US10B	39.99	
2-1/4" x 1" (57 mm x 25 mm) Faceplate	US26	39.99	
Must specify square or round corner.	US26D	39.99	
	US32D	39.99	
	BLK	39.99	



Latchbolts	Finish	2022 List	Box Qty.
3995	US3	39.99	10
Dead Latch - Corridor (3573)	US4	42.60	
2-3/4" (70 mm) Backset	US10B	39.99	
2-1/4" x 1-1/8" (57 mm x 29 mm) Faceplate	US26	39.99	
Must specify square or round corner.	US26D	39.99	
	US32D	39.99	
	BLK	39.99	
3959	NF	3.29	10
Faceplate Adapter			
Can be used with 3500 2-3/8" backset latchbolt.			
Converts to 1" (25 mm) to 1-1/8" (29 mm) width.			
3932	US3	146.99	10
3/4" Dead Latch (3550, 3553, 3570, 3580)	US4	146.99	
2-3/4" (70 mm) Backset	US10B	146.99	
2-1/4" x 1-1/8" (57 mm x 29 mm) square corner faceplate	US26	146.99	
	US26D	146.99	
	BLK	146.99	
3917	NF	26.45	10
3-3/4" (95 mm) Backset extension link			
Must be used with 2-3/8" backset latchbolt to achieve 3-3/4" total backset.			
3937	NF	28.57	10
5" (127 mm) Backset extension link			
Must be used with 2-3/4" backset latchbolt to achieve 5" total backset.			



Locks - 3500 Series



Drive-in Latchbolts	Finish	2022 List	Box Qty.
3922 2-3/4" (70 mm) Drive-In Spring Latch - Passage only (3510)	NF	39.99	20
3923 2-3/4" (70 mm) Drive-In Spring Latch - Privacy only (3540)	NF	39.99	20
3925 2-3/8" (60 mm) Drive-In Spring Latch - Passage only (3510)	NF	39.99	20
3926 2-3/8" (60 mm) Drive-In Spring Latch - Privacy only (3540)	NF	39.99	20
3924 2-3/4" (70 mm) Drive-In Dead Latch - All keyed functions except corridor	NF	39.99	20
3927 2-3/8" (60 mm) Drive-In Dead Latch - All keyed functions except corridor	NF	39.99	20
3996 2-3/8" (60 mm) Drive-In Dead Latch - Corridor (3573)	NF	39.99	20
3997 2-3/4" (70 mm) Drive-In Dead Latch - Corridor (3573)	NF	39.99	20




Strikes Description	Finish	2022 List	Box Qty.
3933 T-Strike with Plastic Dust Box 1-1/8" x 2-3/4" (29 mm x 70 mm), square corner For use with US32D knobs, order US26D.	US3	10.06	10
	US4	10.56	
	US10B	10.06	
	US26	10.06	
	US26D	10.06	
	US32D	10.06	
3934 Full Lip Strike 1-5/8" x 2-1/4" (41 mm x 57 mm), square corner For use with US32D knobs, order US26D.	US3	10.06	10
	US4	10.56	
	US10B	10.06	
	US26	10.06	
	US26D	10.06	
	US32D	10.06	
3935 ASA Strike Shipped Standard with 3500 Series 1-1/4" x 4-7/8" (32 mm x 124 mm), square corner 1-5/16" lip Order dust box separately.	US3	15.21	10
	US4	15.21	
	US15	15.21	
	US10B	15.21	
	US26	15.21	
	US26D	15.21	
3958 Round Corner Full Lip Strike 1-5/8" x 2-1/4" (41 mm x 57 mm), round corner (1/4" radius) For use with US32D knobs, order US26D.	US3	10.06	10
	US4	10.56	
	US10B	10.06	
	US26	10.06	
	US26D	10.06	
	US32D	10.06	
	BLK	10.06	







Strikes Description	Finish	2022 List	Box Qty.
2-669-0389 ASA Metal Dust Box	NF	8.20	10



Components and Screwpacks Description	Finish	2022 List
2-300-0048 Screwpack - 3500 Series Lever Locksets	US3/US4/	15.09
2-300-0050 Screwpack - 3500 Series Lever Locksets	US10B	15.09
2-300-0052 Screwpack - 3500 Series Lever Locksets	US26/US26D	15.09
2-300-0059 Screwpack - 3500 Series Knob Locksets	US3	15.09
2-300-0060 Screwpack - 3500 Series Knob Locksets	US32D	15.09
2-300-0058 Screwpack - 3517/3527 Lever Locksets only	NF	15.09



2-300-0045 Screwpack - 3517 Knob Lockset only	NF	6.40
---	----	------



2-639-3523 3500 Series thru bolt posts	NF	4.97
--	----	------



2-639-3577 Cylinder Aligning Sleeve (10 pack)	NF	3.79
---	----	------



3912 3500 Series Leverset Thru-Post Drill Jig	NF	23.29	ea
---	----	-------	----



Locks - 3600 Series



Archer  



August  



Withnell  

Description

3600 Series

Grade 2 Tubular Locks
 Fixed Cylinder, Standard
 6 Pin Cylinders, 5-Pin Keyed
 Schlage C Keyway - KD Standard
 2-3/8" - 2-3/4" (60 mm - 70 mm) adjustable backset
 2-1/4" x 1" (57 mm x 25 mm) SC Faceplate
 ASA Strike
 Levers only

Small Format Interchangeable Core option available (cores sold separately - refer to Keying/Core section).

If construction SFIC core is included with the lockset, \$63.59 will be added to the list price of the lock. Refer to keying/cores section for construction core options.

Extended Lip ASA strike available. Add \$14.90 to list price of the lock.

Split finish available, priced at higher finish.

Optional backsets, faceplates and strikes available (see next page).

Optional keying/keyways available.

Refer to catalog or website for more detailed information on functions.

Function	Finish	2022 List	Case Qty.
3610 (F75) Passage	US3	150.47	12
	US4	150.47	
	US10B	150.47	
	US26	150.47	
	US26D	139.97	
3617 Single Dummy	US3	74.77	20
	US4	74.77	
	US10B	74.77	
	US26	74.77	
	US26D	69.49	

Function	Finish	2022 List	Case Qty.
3640 (F76B) Privacy	US3	160.96	12
	US4	160.96	
	US10B	160.96	
	US26	160.96	
	US26D	149.72	
3653 (F82A) Entry/Office	US3	204.43	12
	US4	204.43	
3670 (F84) Classroom	US10B	204.43	
	US26	204.43	
3680 (F86) Storeroom	US26D	190.27	



Latchbolts Description	Finish	2022 List	Box Qty.
3951 Spring Latch - Non-keyed Functions (3600) - Standard 2-3/8" - 2-3/4" (60 mm - 70 mm) adjustable backset 2-1/4" x 1" (57 mm x 25 mm) square corner faceplate	US3	33.60	10
	US4	35.71	
	US10B	33.60	
	US26	33.60	
	US26D	33.60	



3952 Dead Latch - All keyed functions (3600) - Standard 2-3/8" - 2-3/4" (60 mm - 70 mm) adjustable backset 2-1/4" x 1" (57 mm x 25 mm) square corner faceplate	US3	33.60	10
	US4	35.71	
	US10B	33.60	
	US26	33.60	
	US26D	33.60	



3953 Spring Latch - Non-keyed Functions (3600) 2-3/8" - 2-3/4" (60 mm - 70 mm) adjustable backset 2-1/4" x 1" (57 mm x 25 mm) round corner faceplate	US3	33.60	10
	US4	35.71	
	US10B	33.60	
	US26	33.60	
	US26D	33.60	



3954 Dead Latch - All keyed functions (3600) 2-3/8" - 2-3/4" (60 mm - 70 mm) adjustable backset 2-1/4" x 1" (57 mm x 25 mm) round corner faceplate	US3	33.60	10
	US4	35.71	
	US10B	33.60	
	US26	33.60	
	US26D	33.60	



3938 Dead Latch - All keyed functions (3600) 5" (127 mm) Backset 2-1/4" x 1" (57 mm x 25 mm) Faceplate Must specify square or round corner.	US3	35.71	10
	US4	37.57	
	US10B	35.71	
	US26	35.71	
	US26D	35.71	



3939 Spring Latch - Non-keyed functions (3600) 5" (127 mm) Backset 2-1/4" x 1" (57 mm x 25 mm) Faceplate Must specify square or round corner.	US3	35.71	10
	US4	37.57	
	US10B	35.71	
	US26	35.71	
	US26D	35.71	













Drive-in Latchbolts	Finish	2022 List	Box Qty.
3914 2-3/8" - 2-3/4" (60 mm - 70 mm) Adjustable Drive-In Spring Latch - All non-keyed functions	NF	33.60	20




3915 2-3/8" - 2-3/4" (60 mm - 70 mm) Adjustable Drive-In Dead Latch - All keyed functions	NF	33.60	20
---	----	-------	----



Locks - 3600 Series

Strikes		Finish	2022 List	Box Qty.
Description				
	3933	US3	10.06	10
	T-Strike with Plastic Dust Box	US4	10.56	
	1-1/8" x 2-3/4" (29 mm x 70 mm), square corner	US10B	10.06	
		US26	10.06	
		US26D	10.06	
	3934	US3	10.06	10
	Full Lip Strike	US4	10.56	
	1-5/8" x 2-1/4" (41 mm x 57 mm), square corner	US10B	10.06	
		US26	10.06	
		US26D	10.06	
	3935	US3	15.21	10
	ASA Strike	US4	15.21	
	Shipped standard w/ 3600 Series	US15	15.21	
	1-1/4" x 4-7/8" (32 mm x 124 mm), square corner	US10B	15.21	
	1-5/16" lip	US26	15.21	
	Order dust box separately	US26D	15.21	
	US32D	15.21		
	3958	US3	10.06	10
	Round Corner Full Lip Strike	US4	10.56	
	1-5/8" x 2-1/4" (41 mm x 57 mm) round corner (1/4" radius)	US10B	10.06	
		US26	10.06	
		US26D	10.06	
	2-669-0389	NF	8.20	10
ASA Metal Dust Box				
	3959	NF	3.29	10
Faceplate Adapter				
3600 Series Standard				
Converts 1" (25 mm) to 1-1/8" (29 mm) width				
Components and Screwpacks Description		Finish	2022 List	
	2-300-0064	US3/US4	13.72	
	Screwpack - 3600 Series Lever Locksets			
	2-300-0066	US10B	13.72	
Screwpack - 3600 Series Lever Locksets				
	2-300-0068	US26/US26D	13.72	
	Screwpack - 3600 Series Lever Locksets			
	2-300-0074	NF	13.72	
Screwpack - 3617 Lever Locksets only				
	2-639-7159	NF	3.48	
Cylinder Aligning Sleeve (10 pack)				





Description

3700 Series
 Grade 2 Interconnected
 Fixed Cylinder, Standard
 6 Pin Cylinders, 5-Pin Keyed
 Schlage C Keyway - KD Standard
 2-3/4" (70 mm) Backset
 2-1/4" x 1-1/8" (57 mm x 29 mm) SC Faceplate
 T-Strike
 Levers only

Small Format Interchangeable Core option available (cores sold separately - refer to Keying/Core section).
 Split finish available, priced at higher finish.
 Optional backsets, faceplates and strikes available (see next page).
 Optional keying / keyways available.
 Refer to catalog or website for more detailed information on functions.



Archer  

Function	Finish	2022 List	Case Qty.
3710 (F95) Entry Single Locking	US3	407.38	6
	US4	407.38	
	US10B	407.38	
	US26	407.38	
	US26D	395.45	

Function	Finish	2022 List	Case Qty.
3796 Privacy Single Locking w/ Indicator	US3	453.95	6
	US4	453.95	
	US10B	453.95	
	US26	453.95	
	US26D	440.72	



August  

3753 (F97) Entry Double Locking	US3	448.36	6
	US4	448.36	
	US10B	448.36	
	US26	448.36	
	US26D	435.32	



Withnell  



Locks - 3700 Series



Latchbolts Description	Finish	2022 List	Box Qty.
3920	US3	39.99	10
2-3/4" (70 mm) Backset - Standard	US4	42.60	
2-1/4" x 1-1/8" (57 mm x 29 mm) Faceplate	US10B	39.99	
Must specify square or round corner.	US26	39.99	
	US26D	39.99	

3921	US3	39.99	10
2-3/8" (60 mm) Backset	US4	42.60	
2-1/4" x 1" (57 mm x 25 mm) Faceplate	US10B	39.99	
Must specify square or round corner.	US26	39.99	
	US26D	39.99	



3947	US3	39.99	10
Spring Latch - Entry Single Locking (3710) - Standard	US4	42.60	
2-3/4" (70 mm) Backset	US10B	39.99	
2-1/4" x 1-1/8" (57 mm x 29 mm) Faceplate	US26	39.99	
Must specify square or round corner.	US26D	39.99	

3949	US3	39.99	10
Spring Latch - Entry Single Locking (3710)	US4	42.60	
2-3/8" (60 mm) Backset	US10B	39.99	
2-1/4" x 1" (57 mm x 25 mm) Faceplate	US26	39.99	
Must specify square or round corner.	US26D	39.99	



3948	US3	39.99	10
Dead Latch - Entry Double Locking (3753) - Standard	US4	42.60	
2-3/4" (70 mm) Backset	US10B	39.99	
2-1/4" x 1-1/8" (57 mm x 29 mm) Faceplate	US26	39.99	
Must specify square or round corner.	US26D	39.99	









3950	US3	39.99	10
Dead Latch - Entry Double Locking (3753)	US4	42.60	
2-3/8" (60 mm) Backset	US10B	39.99	
2-1/4" x 1" (57 mm x 25 mm) Faceplate	US26	39.99	
Must specify square or round corner.	US26D	39.99	



3959	NF	3.29	10
Faceplate Adapter			
Can be used with 3700 2-3/8" backset latchbolt.			
Converts 1" (25 mm) to 1-1/8" (29 mm) width.			

Strikes Description	Finish	2022 List	Box Qty.
3930	US3	9.94	10
3700 Series Deadlock, Standard	US4	10.49	
Strike with Plastic Dust Box	US10B	9.94	
1-1/8" x 2-3/4" (29 mm x 70 mm), square corner	US26	9.94	
	US26D	9.94	

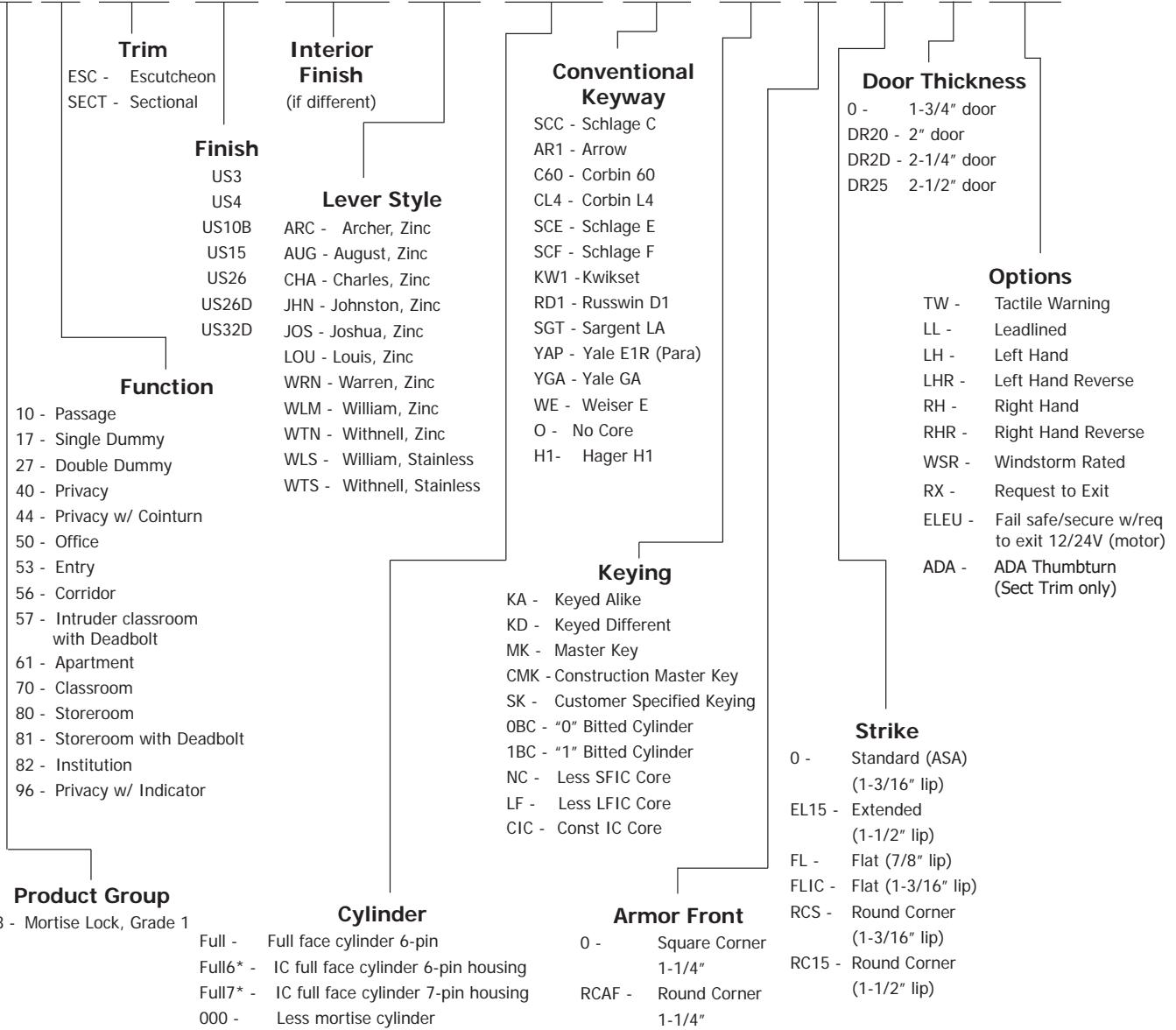


Strikes		Finish	2022 List	Box Qty.	
Description					
 <p>3933 T-Strike with Plastic Dust Box 3700 Series Latchbolt, Standard 1-1/8" x 2-3/4" (29 mm x 70 mm), square corner</p>		US3	10.06	10	
		US4	10.56		
		US10B	10.06		
		US26	10.06		
		US26D	10.06		
 <p>3934 Full Lip Strike 1-5/8" x 2-1/4" (41 mm x 57 mm), square corner</p>		US3	10.06	10	
		US4	10.56		
		US10B	10.06		
		US26	10.06		
 <p>3958 Round Corner Full Lip Strike 1-5/8" x 2-1/4" (41 mm x 57 mm), round corner (1/4" radius)</p>		US3	10.06	10	
		US4	10.56		
		US10B	10.06		
		US26	10.06		
 <p>2-639-3109 Deadlock Dust Box, Plastic</p>		NF	4.78	10	
Components and Screwpacks Description		Finish	2022 List		
 <p>2-300-0138 Screwpack - 3700 Series Lever Lockset</p>		US3/US4/	14.41		
	<p>2-300-0140 Screwpack - 3700 Series Lever Lockset</p> <p>2-300-0141 Screwpack - 3700 Series Lever Lockset</p>		US10B	14.41	
			US26/US26D	14.41	
 <p>2-639-7641 3796 Emergency Key (10Pk)</p>		NF	10.81		



HOW TO ORDER EXAMPLE

3853 ESC US3 US26 ARC Full6 SCC KD 0 0 0 TW



Notes:

- Finishes other than US10B, US15, US26D and US32D are subject to 90 day extended lead time.
 - If master-keyed, include master key instruction sheet with order (available online).
 - For additional keying information, refer to cylinder, core, and keying section of catalog.
 - Quick Connect option available on 3800Series Electrified Sectional and Escutcheon models (EL, EU, RX, DPM, and LM).
- Ordering example: 3880 SECT US26D WTN ELEUQC**
- Door width greater than 2-1/2", or doors with offset prep are POA with 90 day extended lead time.

Please refer to our Catalog or website (www.hagerco.com) for more detailed and series specific ordering information along with additional information including functions available, additional options, and keying information.

Description

3800 Series Sectional

Grade 1 Mortise
 Fixed Cylinder, Supplied Standard
 1-1/8" Mortise Cylinder w/ Schlage L Cam - Standard
 6 Pin Cylinders, 5-pin Keyed
 Schlage C Keyway - KD Standard
 2-3/4" (70 mm) Backset
 ASA Strike, 3985

Price includes mortise cylinder(s) where applicable and standard cylinder will be shipped with lock unless specified.

If keyed functions ordered less cylinder, subtract \$62.10 for each cylinder from list price.

Small and Large Format Interchangeable Core option available (cores sold separately - refer to Keying/Core section).

*3857, 3861, and 3882 require two cylinders.

Must specify "Full" for fixed cylinder, "ICFULL6" for SFIC 6-Pin / LFIC 6-Pin, and "ICFull7" for SFIC 7-Pin.

Options

- Lead Lined available. Add \$229.77 to the list price of lock.

- Tactile Warning available. Add \$62.10 to the list price of lock.
- For Severe Windstorm Rating, add \$49.68 to the list price of lock (3853 and 3881 only).
- Optional strikes and armor fronts available.
- Optional keying/keyways available.
- Extended Lip ASA strike available, add \$18.63 to list price of the lock.
- Lock Handing available, add \$14.90 list price of the lock.
- ADA thumbturn available, add \$19.87 to list price of the lock.
- Security Torx screws available, add \$22.36 to the list price of the lock.
- For special 3880S (less outside trim), add \$185.00 to list price of standard 3880S lockset.

Finishes

Finishes other than 10B, 15, 26D and 32D will be subject to an extended lead time. Consult factory for availability.

**32D look on cast zinc lever; for a true 32D, specify stainless steel levers (William - WLS, Withnell = WTS).

Special door thicknesses are POA and will be subject to long lead time.

Handing required when ordering Johnston and Warren lever design.



Archer



August



William



Withnell



Charles



Johnston



Joshua



Louis



Warren

Function	Finish	Zinc 2022 List	Case Qty.	S.S. 2022 List	Case Qty.
3810S (F01) Passage	US3	501.40	6		
	US4	501.40			
	US10B	501.40			
	US15	501.40			
	US26	501.40			
	US26D	482.08			
	US32D**	482.08		626.65	6
3817S Single Dummy	US3	170.53	6		
	US4	170.53			
	US10B	170.53			
	US15	170.53			
	US26	170.53			
	US26D	163.94			
	US32D**	163.94		213.13	6
3827S Double Dummy	US3	339.87	6		
	US4	339.87			
	US10B	339.87			
	US15	339.87			
	US26	339.87			
	US26D	326.77			
	US32D**	326.77		424.83	6



Locks - 3800 Series



Description

3800 Series Sectional (Continued)

Continued

Function	Finish	Zinc 2022 List	Case Qty.	S.S. 2022 List	Case Qty.
3840S (F22) Privacy	US3	575.92	6		
	US4	575.92			
	US10B	575.92			
	US15	575.92			
	US26	575.92			
	US26D	553.81			
	US32D**	553.81		719.99	6

3844S (F22) Privacy w/ Cointurn	US3	627.15	6		
	US4	627.15			
	US10B	627.15			
	US15	627.15			
	US26	627.15			
	US26D	603.12			
	US32D**	603.12		784.07	6

3850S Office	US3	643.05	6		
	US4	643.05			
3870S (F05) Classroom	US10B	643.05			
	US15	643.05			
3880S (F07) Storeroom	US26	643.05			
	US26D	618.33			
	US32D**	618.33		803.82	6

3853S (F20) Entry	US3	666.21	6		
	US4	666.21			
3856S (F13) Corridor	US10B	666.21			
	US15	666.21			
	US26	666.21			
	US26D	640.62			
	US32D**	640.62		832.76	6

Function	Finish	Zinc 2022 List	Case Qty.	S.S. 2022 List	Case Qty.
3857S* (F33) Intruder Classroom w/ Deadbolt	US3	715.58	6		
	US4	715.58			
	US10B	715.58			
3861S* (F09) Apartment Entrance	US15	715.58			
	US26	715.58			
3882S* (F30) Institution	US26D	688.07			
	US32D**	688.07		894.43	6

3881S Storeroom w/ Deadbolt	US3	699.68	6		
	US4	699.68			
	US10B	699.68			
	US15	699.68			
	US26	699.68			
	US26D	672.73			
	US32D**	672.73		874.62	6

3896S Privacy w/ Indicator	US3	653.98	6		
	US4	653.98			
	US10B	653.98			
	US15	653.98			
	US26	653.98			
	US26D	628.82			
	US32D**	628.82		817.48	6

Description

3800 Series Escutcheon

Grade 1 Mortise
 Fixed Cylinder, Supplied Standard
 1-1/8" Mortise Cylinder w/ Schlage L Cam - Standard
 6 Pin Cylinders, 5-pin Keyed
 Schlage C Keyway - KD Standard
 2-3/4" (70 mm) Backset
 ASA Strike, 3985

Price includes mortise cylinder(s) where applicable and standard cylinder will be shipped with lock unless specified.

If keyed functions ordered less cylinder, subtract \$62.10 for each cylinder from list price.

Small and Large Format Interchangeable Core option available (cores sold separately - refer to Keying/Core section).

If included with the lockset, \$62.10 will be added to list price of the lock. Refer to keying/cores section for construction core options.

*3857, 3861, and 3882 require two cylinders.

Must specify "Full" for fixed cylinder, "ICFULL6" for SFIC 6-Pin / LFIC 6-Pin, and "ICFull7" for SFIC 7-Pin.

Options

- Lead Lined available. Add \$229.77 to the list price of lock.
- Tactile Warning available. Add \$62.10 to the list price of lock.
- For Severe Windstorm Rating, add \$49.68 to the list price of lock (3853 and 3881 only).
- Optional strikes and armor fronts available.
- Optional keying/keyways available
- Extended Lip ASA strike available. Add \$18.63 to list price of the lock.
- Lock Handing Available. Add \$14.90 to list price of the lock.
- Security Torx screws available, add \$22.36 to the list price of the lock.

Finishes

Finishes other than 10B, 15, 26D and 32D will be subject to an extended lead time. Consult factory for availability.

**32D look on cast zinc lever; for a true 32D, specify stainless steel levers (William - WLS, Withnell = WTS).

Special door thicknesses are POA and will be subject to long lead time.

Handing required when ordering Johnston and Warren lever design.



Archer 



August 



William 



Withnell 



Charles 



Johnston 



Joshua 



Louis 



Warren 

Function	Finish	Zinc 2022 List	Case Qty.	S.S. 2022 List	Case Qty.
3810E (F01) Passage	US3	544.00	6		
	US4	544.00			
	US10B	544.00			
	US15	544.00			
	US26	544.00			
	US26D	523.07			
	US32D**	523.07		679.93	6
3817E Single Dummy	US3	185.00	6		
	US4	185.00			
	US10B	185.00			
	US15	185.00			
	US26	185.00			
	US26D	177.92			
	US32D**	177.92		231.32	6
3827E Double Dummy	US3	368.69	6		
	US4	368.69			
	US10B	368.69			
	US15	368.69			
	US26	368.69			
	US26D	354.53			
	US32D**	354.53		460.91	6



Locks - 3800 Series




Description

3800 Series Escutcheon (Continued)

Continued

Function	Finish	Zinc 2022 List	Case Qty.	S.S. 2022 List	Case Qty.
3840E (F22) Privacy	US3	624.91	6		
	US4	624.91			
	US10B	624.91			
	US15	624.91			
	US26	624.91			
	US26D	600.88			
	US32D**	600.88		781.09	6
3844E (F22) Privacy w/ Cointurn	US3	680.55	6		
	US4	680.55			
	US10B	680.55			
	US15	680.55			
	US26	680.55			
	US26D	654.35			
	US32D**	654.35		850.71	6
3850E Office	US3	697.69	6		
	US4	697.69			
3870E (F05) Classroom	US10B	697.69			
	US15	697.69			
3880E (F07) Storeroom	US26	697.69			
	US26D	670.87			
	US32D**	670.87		872.13	6
3853E (F20) Entry	US3	722.84	6		
	US4	722.84			
3856E (F13) Corridor	US10B	722.84			
	US15	722.84			
	US26	722.84			
	US26D	695.02			
	US32D**	695.02		903.49	6

Function	Finish	Zinc 2022 List	Case Qty.	S.S. 2022 List	Case Qty.
3857E* (F33) Intruder Classroom w/ Deadbolt	US3	776.37	6		
	US4	776.37			
	US10B	776.37			
3861E* (F09) Apartment Entrance	US15	776.37			
	US26	776.37			
3882E* (F30) Institution	US26D	746.50			
	US32D**	746.50		970.44	6
3881E Storeroom w/ Deadbolt	US3	759.17	6		
	US4	759.17			
	US10B	759.17			
	US15	759.17			
	US26	759.17			
	US26D	729.92			
	US32D**	729.92		948.89	6
3896E Privacy w/ Indicator	US3	709.62	6		
	US4	709.62			
	US10B	709.62			
	US15	709.62			
	US26	709.62			
	US26D	682.29			
US32D**	682.29		886.97	6	



3800 Series Electrified Options - Sectional or Escutcheon Models Description	Add electrified charges to the list price of the lock Function	2022 List
Outside lever continuously locked (EL) or unlocked (EU) by 12 or 24V. Latchbolt retracted by key outside or lever inside. Auxiliary latch deadlocks latchbolt when door is closed. Inside always free for immediate egress.	3880ELEU 12V/24V Storeroom - Fail Safe/Fail Secure	482.52
Both levers continuously locked (EL) or unlocked (EU) by 12 or 24V. Latchbolt retracted by key inside or outside. Auxiliary latch deadlocks latchbolt when door is closed.	3882ELEU 12V/24V Institution - Fail Safe/Fail Secure	482.52
Single switch (SPDT) mounted inside the lock body monitors inside lever rotation to send a signal for a variety of applications: Shunt an alarm, sound an alarm, release an electromagnetic lock or signal a console. Available on 3810, 3850, 3870, 3880, 3881 or in conjunction with 3880ELEU.	RX Request to Exit	245.92
Single switch (SPDT) mounted inside lockbody monitors the full extension of the latchbolt. Available on 3880, 3882, or in conjunction with 3880ELEU or 3882ELEU.	LM Latchbolt Monitoring	245.92
Single switch (SPDT Reed Magnetic Switch) mounted inside the lock monitors whether the door is fully closed. Available on 3880, 3882, or in conjunction with 3880ELEU or 3882ELEU.	DPM Door Position Monitoring	270.76

Quick Connect Option: Locks will come with molex connector attached at no extra charge. Quick connect option allows rapid installation of locks when used with the Hager Quick Connect harness cable. See Commercial Hinge section (page 7) for available harness sizes.

Quick Connect Ordering Example: 3880 SECT US26D WTN ELEUQC



Power Supplies Description	Add electrified charges to the list price of the lock Function	2022 List
Provides power for locking devices and interfaces with building alarm controls, card readers, keypads, and other door controls.	2903 24 Volt Power Supply	Reference Electrified products section
Provides power and control for openings with an electrified locking device and automatic door operator.	2904 24 Volt Power Supply	Reference Electrified products section
Provides up to 1 amp of 12 or 24 Volt DC Power for all Hager Electrified Products	2908 24 Volt Power Supply	Reference Electrified products section
Provides up to 2 amp of 12 or 24 Volt DC Power for all Hager Electrified Products	2909 24 Volt Power Supply	Reference Electrified products section



Locks - 3800 Series



Description

3800 Series Deadlock

Grade 1 Mortise - Deadlock
 Fixed Cylinder, Standard
 1-1/8" Mortise Cylinder w/ Schlage `L' Cam Standard
 6 Pin Cylinders, 5-pin Keyed
 Schlage C Keyway - KD Standard
 2-3/4" (70 mm) Backset
 No Lip Strike, 3991

Price includes mortise cylinder(s) where applicable and standard cylinder will be shipped with deadlock unless specified.

If keyed deadlocks ordered less cylinder, subtract \$62.10 for each cylinder from list price.

Small and Large Format Interchangeable Core option available (cores sold separately - refer to Keying/Core section).

*3862 requires two cylinders

Must specify "Full" for fixed cylinder, "ICFULL6" for SFIC 6-Pin / LFIC 6-Pin, and "ICFull7" for SFIC 7-Pin.

Options

- Optional keying/keyways available.
- ADA thumbturn available, add \$19.87 to list price of the lock.

**Hager Keyway is 7-Pin Only

Finishes other than 26D will be subject to an extended lead time. Consult factory for availability.

Refer to catalog or website for more detailed information on functions.

Function	Finish	2022 List	Case Qty.
3860S (F17) Cylinder x Thumbturn	US3	349.87	6
	US4	349.87	
	US10B	349.87	
	US26	349.87	
	US26D	333.17	
3862S* (F16) Double Cylinder	US3	424.83	6
	US4	424.83	
	US10B	424.83	
	US26	424.83	
	US26D	404.58	

Function	Finish	2022 List	Case Qty.
3863S (F29) Classroom (Specify Handing)	US3	424.83	6
	US4	424.83	
	US10B	424.83	
	US26	424.83	
	US26D	404.58	
3864S (F18) Cylinder	US3	292.68	6
	US4	292.68	
	US10B	292.68	
	US26	292.68	
	US26D	278.77	



Description

3800 Series Small Case Deadlock

Grade 1 Mortise - Deadlock
 Fixed Cylinder, Standard
 1-1/8" Mortise Cylinder w/ Schlage `L' Cam Standard
 6 Pin Cylinders, 5-pin Keyed
 Schlage C Keyway - KD Standard
 2-3/4" (70 mm) Backset
 No Lip Strike, 3999

Price includes mortise cylinder(s) where applicable and standard cylinder will be shipped with deadlock unless specified.

If keyed deadlocks ordered less cylinder, subtract \$62.10 for each cylinder from list price.

Small and Large Format Interchangeable Core option available (cores sold separately - refer to Keying/Core section).

*3832 requires two cylinders

Must specify "Full" for fixed cylinder, "ICFULL6" for SFIC 6-Pin / LFIC 6-Pin, and "ICFull7" for SFIC 7-Pin.

Options

- Optional keying/keyways available.
- ADA thumbturn available, add \$19.87 to list price of the lock.

**Hager Keyway is 7-Pin Only

Finishes other than 26D will be subject to an extended lead time. Consult factory for availability.

Refer to catalog or website for more detailed information on functions.

Function	Finish	2022 List	Case Qty.
3830S (E06071) Cylinder x Thumbturn	US3	305.66	6
	US4	305.66	
	US10B	305.66	
	US26	305.66	
	US26D	291.12	
3831S (E06181) Door Bolt Thumbturn only	US3	261.32	6
	US4	261.32	
	US10B	261.32	
	US26	261.32	
	US26D	248.83	
3832S* (E06061) Double Cylinder	US3	370.99	6
	US4	370.99	
	US10B	370.99	
	US26	370.99	
	US26D	353.29	

Function	Finish	2022 List	Case Qty.
3833S (E06091) Classroom (Specify Handing)	US3	370.99	6
	US4	370.99	
	US10B	370.99	
	US26	370.99	
	US26D	353.29	
3834S (E06081) Cylinder	US3	255.60	6
	US4	255.60	
	US10B	255.60	
	US26	255.60	
	US26D	243.49	



Locks - 3800 Series



Description

3800 Series Sliding Door Mortise Lock

Sliding Door Mortise Lock
 Fixed Cylinder, Standard
 1-1/8" Mortise Cylinder w/ Schlage `L' Cam Standard
 6 Pin Cylinders, 5-pin Keyed
 Schlage C Keyway - KD Standard
 2-3/4" (70 mm) Backset
 No Lip Strike

Price includes mortise cylinder(s) where applicable and standard cylinder will be shipped with deadlock unless specified.

If keyed deadlocks ordered less cylinder, subtract \$62.10 for each cylinder from list price.

Small and Large Format Interchangeable Core option available (cores sold separately - refer to Keying/Core section).

*3837 requires two cylinders

Must specify "Full" for fixed cylinder, "ICFULL6" for SFIC 6-Pin / LFIC 6-Pin, and "ICFull7" for SFIC 7-Pin.

Options

- Optional keying/keyways available.

**Hager Keyway is 7-Pin Only

Refer to catalog or website for more detailed information on functions.

Function	Finish	2022 List	Case Qty.
3835S Cylinder x Thumbturn	US26D	231.32	6
3836S Single Cylinder	US26D	231.32	6
3837S Double Cylinder	US26D	272.37	6

Function	Finish	2022 List	Case Qty.
3838S Thumbturn Only	US26D	205.43	6
3839S Thumbturn w/ Emergency Key (Privacy)	US26D	221.88	6



Components, Strikes, and Screwpacks Description	Finish	2022 List
Zinc Mortise Lock Levers (each) Consult factory for part numbers and other finishes. (May be subject to extended lead times)	US26D/US32D	70.11
Stainless Mortise Lock Levers (each) Consult factory for part numbers and other finishes. (May be subject to extended lead times)	US32D	106.00
3918 Tapered Cylinder Collar For use with sectional mortise lock, standard with 1-1/8" cylinder, 1-3/4" door. Includes wave washer and shim.	US26D US10B US15 / US32D	14.47 16.95 14.47
3928 Flat Cylinder Collar 1-3/8" diameter, 11/32" thick For use with double cylinder sectional mortise locks and other special cylinders and door thicknesses. Consult factory. Includes wave washer and shim.	US26D US10B US15 / US32D	14.47 16.95 14.47
3985 Standard Lip Strike Square corner 1-1/4" x 4-7/8" x 1-3/16" (32 mm x 124 mm x 30 mm)	US10B US32D*	26.08 24.41
3986 Extended Lip Strike Square corner 1-1/4" x 4-7/8" x 1-1/2" (32 mm x 124 mm x 38 mm)	US10B US32D*	26.08 24.41
3987 Standard Lip Strike Round corner 1-1/4" x 4-7/8" x 1-3/16" (32 mm x 124 mm x 30 mm)	US10B US32D*	26.08 24.41
3988 Extended Lip Strike Round corner 1-1/4" x 4-7/8" x 1-1/2" (32 mm x 124 mm x 38 mm)	US10B US32D*	26.08 24.41
3989 Flat Lip Strike Square corner 1-1/4" x 4-7/8" x 7/8" (32 mm x 124 mm x 22 mm)	US10B US32D*	26.08 24.41
3990 Extended Flat Lip Strike Square corner 1-1/4" x 4-7/8" x 1-3/16" (32 mm x 124 mm x 30 mm)	US10B US32D*	26.08 24.41
3991 Square corner Full Case Deadlock Strike (3860, 3862, 3863, 3864) 1-1/4" x 4-7/8" (32 mm x 124 mm)	US10B US32D*	22.67 21.18

*For use with US15 and US26D mortise locks, order US32D finish.



Locks - 3800 Series



Components, Strikes, and Screwpacks Description	Finish	2022 List
3999	US10B	22.67
For Small Case	US32D*	21.18
No Lip Strike		
Square corner		
1-1/8" x 3- 1/2" (29 mm x 89 mm)		
2-669-0389	NF	8.20
ASA Metal Dust Box		
2-669-0224	US10B	26.02
Armor Front 1-1/4" Square corner (Latch x Aux Latch x Deadbolt) - 3853, 3881		
2-669-0226	US32D*	24.28
Armor Front 1-1/4" Square corner (Latch x Aux Latch x Deadbolt) - 3853, 3881		
2-669-0230	US10B	26.02
Armor Front 1-1/4" Square corner (Latch x Aux Latch) - 3850, 3861, 3870, 3880, 3882		
2-669-0232	US32D*	24.28
Armor Front 1-1/4" Square corner (Latch x Aux Latch) - 3850, 3861, 3870, 3880, 3882		
2-669-0236	US10B	26.02
Armor Front 1-1/4" Square corner (Latch x Deadbolt) - 3856, 3857		
2-669-0238	US32D*	24.28
Armor Front 1-1/4" Square corner (Latch x Deadbolt) - 3856, 3857		
2-669-0242	US10B	26.02
Armor Front 1-1/4" Square corner (Latch) - 3810, 3840, 3844, 3896		
2-669-0244	US32D*	24.28
Armor Front 1-1/4" Square corner (Latch) - 3810, 3840, 3844, 3896		
2-669-0248	US10B	26.02
Armor Front 1-1/4" Square corner (Blank)		
2-669-0250	US32D*	24.28
Armor Front 1-1/4" Square corner (Blank)		
2-669-0254	US10B	26.02
Armor Front 1-1/4" Square corner (Deadbolt) - 3860, 3862, 3863, 3864		
2-669-0256	US32D*	24.28
Armor Front 1-1/4" Square corner (Deadbolt) - 3860, 3862, 3863, 3864		
2-669-0296	US10B	26.02
Armor Front 1-1/4" Round corner (Latch x Aux Latch x Deadbolt) - 3853, 3881		
2-669-0298	US32D*	24.28
Armor Front 1-1/4" Round corner (Latch x Aux Latch x Deadbolt) - 3853, 3881		
2-669-0302	US10B	26.02
Armor Front 1-1/4" Round corner (Latch x Aux Latch) - 3850, 3861, 3870, 3880, 3882		
2-669-0304	US32D*	24.28
Armor Front 1-1/4" Round corner (Latch x Aux Latch) - 3850, 3861, 3870, 3880, 3882		

*For use with US15 and US26D mortise locks, order US32D finish.



Components, Strikes, and Screwpacks Description	Finish	2022 List
2-669-0308 Armor Front 1-1/4" Round corner (Latch x Deadbolt) - 3856, 3857	US10B	26.02
2-669-0310 Armor Front 1-1/4" Round corner (Latch x Deadbolt) - 3856, 3857	US32D*	24.28
2-669-0314 Armor Front 1-1/4" Round corner (Latch) - 3810, 3840, 3844, 3896	US10B	26.02
2-669-0316 Armor Front 1-1/4" Round corner (Latch) - 3810, 3840, 3844, 3896	US32D*	24.28
2-669-0320 Armor Front 1-1/4" Round corner (Blank)	US10B	26.02
2-669-0322 Armor Front 1-1/4" Round corner (Blank)	US32D*	24.28
2-669-0326 Armor Front 1-1/4" Round corner (Deadbolt) - 3860, 3862, 3863, 3864	US10B	26.02
2-669-0328 Armor Front 1-1/4" Round corner (Deadbolt) - 3860, 3862, 3863, 3864	US32D*	24.28
2-669-0408 Thumbturn (3850, 3853, 3856, 3860, 3881)	US10B	42.41
2-669-0410 Thumbturn (3850, 3853, 3856, 3860, 3881)	US26D	39.62
2-669-0411 Thumbturn (3850, 3853, 3856, 3860, 3881)	US15/US32D	39.62
2-669-0415 Thumbturn (3840, 3844, 3896)	US10B	42.41
2-669-0417 Thumbturn (3840, 3844, 3896)	US26D	39.62
2-669-0418 Thumbturn (3840, 3844, 3896)	US15/US32D	39.62
2-669-0422 Emergency Release (3840, 3896)	US10B	9.25
2-669-0424 Emergency Release (3840, 3896)	US26D	8.63
2-669-0425 Emergency Release (3840, 3896)	US32D	8.63
2-669-0111 Screwpack (3850S, 3853S, 3856S, 3840S, 3844S, 3896S)	US10B	33.78
2-669-0112 Screwpack (3850S, 3853S, 3856S, 3840S, 3844S, 3896S)	US32D	31.55
2-669-0115 Screwpack (3870S, 3861S, 3857S, 3865S, 3810S)	US10B	33.78
2-669-0116 Screwpack (3870S, 3861S, 3857S, 3865S, 3810S)	US32D	31.55

*For use with US15 and US26D mortise locks, order US32D finish.



Locks - 3800 Series

Components, Strikes, and Screwpacks Description	Finish	2022 List
2-669-0119 Screwpack (3850E, 3853E, 3870E, 3861E, 3857E, 3856E, 3840E, 3844E, 3810E, 3896E)	US10B	33.78
2-669-0120 Screwpack (3850E, 3853E, 3870E, 3861E, 3857E, 3856E, 3840E, 3844E, 3810E, 3896E)	US32D	31.55
2-669-0123 Screwpack (3881S)	US10B	33.78
2-669-0124 Screwpack (3881S)	US32D	31.55
2-669-0127 Screwpack (3880S)	US10B	33.78
2-669-0128 Screwpack (3880S)	US32D	31.55
2-669-0131 Screwpack (3880E, 3881E)	US10B	33.78
2-669-0132 Screwpack (3880E, 3881E)	US32D	31.55
2-669-0135 Screwpack (3862S, 3863S, 3864S)	US10B	16.89
2-669-0136 Screwpack (3862S, 3863S, 3864S)	US32D	15.77
2-669-0147 Screwpack (3860S)	US10B	16.89
2-669-0148 Screwpack (3860S)	US32D	15.77
2-669-0139 Screwpack (3882S)	US10B	21.98
2-669-0140 Screwpack (3882S)	US32D	20.56
2-669-0143 Screwpack (3882E)	US10B	21.98
2-669-0144 Screwpack (3882E)	US32D	20.56
2-669-0157 Screwpack (3827S)	NF	12.67
2-669-0158 Screwpack (3827E)	NF	12.67
2-669-0167 Screwpack (3817S)	NF	8.82
2-669-0168 Screwpack (3817E)	NF	8.82
2-669-0365 Thru-Bolt Bag (2 each) 1-3/8" to 2" door	NF	10.81
2-669-0366 Thru-Bolt Bag (2 each) Over 2" to 2-1/2" door	NF	11.99
2-669-0613 Square Spindles - 5-pk	NF	32.91





Components, Strikes, and Screwpacks Description	Finish	2022 List
2-669-0597 Armor Front Screws - 10-pk	26D	13.79
2-669-0615 Lock Case (3853)	NF	226.04
2-669-0616 Lock Case (3881)	NF	226.04
2-669-0600 Lock Case (3856, 3857)	NF	268.27
2-669-0603 Lock Case (3850, 3870, 3861, 3876)	NF	222.01
2-669-0604 Lock Case (3880)	NF	222.01
2-669-0605 Lock Case (3810)	NF	158.79
2-669-0641 Lock Case (3840, 3844, 3896)	NF	222.01
2-669-0635 Lock Case (3853 Windstorm Rated)	NF	268.27
2-669-0636 Lock Case (3881 Windstorm Rated)	NF	268.27
2-669-0643 Lever Adapters (Keepers) for Stainless Levers	NF	7.95



Locks - Cylinders/Keying



Fixed Cylinders/Key-in-Lever - Keying Charges Description	Finish	2022 List
Keyed Different (KD) 5-pin (Standard), 6-pin, 7-pin (Hager Keyway only) available		N/C
Keyed Alike (KA) 5-pin (Standard), 6-pin, 7-pin (Hager Keyway Only). 0-Bitted and 1-Bitted available*		N/C
Master Keyed (MK) - Add to list price of lock**		26.21
Construction Master Keyed (CMK) - Add to the standard master key charge and the list price of lock (Schlage C / Hager H1 only)**		17.57
Keyed to specific or existing number - Add to list price of lock		9.32
Extra Cut Keys - specify change key, MK, GMK or CMK (3961 - 5-pin, 3962 - 6-pin, 3908 - 7-pin Hager only)		7.89
Key Markings - Standard key symbols (AA1) - Visual Key Control (VKC)		No Charge
Key Markings - Non-standard code - Visual Key Control (VKC)		7.51
Custom Cylinder Markings/ Concealed Key Control (CKC) - limited to 6 characters		7.51
3998 - Bitting List (No charge if ordered with master keying) - Factory Keyed		217.35
Bitting List - Hager designed system - Keyed by others		217.35
Other keyways available (refer to Catalog or website) - Add to list price of lock		19.44

*Allow 7 working days for 0-bitted, 1-bitted, and KA orders

** Allow 20 working days for factory master key orders.

Notes:

1. Lock prices do not include keying charges.
2. Locks furnished with 6-pin cylinder, 5-pin keyed, Schlage C keyway keyed different unless otherwise specified.
3. Please include Master Key Instruction Sheet with order, available online or in catalog. Failure to provide will delay order.

Fixed Cylinder Key Description	Finish	2022 List	Box Qty.
3955 Key Blank 5-Pin C Keyway Other keyways available*	NF	2.30	50
3956 Key Blank 6-Pin C Keyway Other keyways available*	NF	2.73	50
3961 Cut 5-Pin Key 5-Pin C Keyway Other keyways available*	NF	7.89	50





Fixed Cylinder Key Description	Finish	2022 List	Box Qty.
3962 Cut 6-Pin Key 6-Pin C Keyway Other keyways available*	NF	7.89	50



3907 Key Blank 7-Pin H Keyways	NF	3.17	50
--	----	------	----



3908 Cut 7-Pin Key 7-Pin H Keyways	NF	7.89	50
--	----	------	----

*Refer to catalog or website for more information on available keyways.



Fixed Cylinder/ Tailpieces Description	Finish	2022 List
3960 (Schlage C Keyway)	US4	65.64
3906 (Hager Keyway Only) Fixed Cylinder Kit - Includes two keys 3960 - C Keyway; 6-pin cylinder, 5-pin keyed - Standard 3906 - H Keyways, 7-pin cylinder - Standard Additional options and keyways available at additional cost (refer to catalog or website). Tailpiece optional when ordering (No Charge) Please include cylinder instructions and ordering guide sheet with order (available online).	US26D	65.64



2-639-7000 Tailpiece 1 Pack of 10 tailpieces for use with 3453L, 3450L, 3480L, 3482L, 2580L	NF	16.83
--	----	-------



2-639-7001 Tailpiece 2 Pack of 10 tailpieces for use with 3470L.	NF	16.83
---	----	-------



2-639-7002 Tailpiece 3 Pack of 10 tailpieces for use with 3453K, 3480K, 3550L, 3553L, 3553K, 3579L, 3580L, 3580K, 3753L, 2550L, 2553L	NF	16.83
--	----	-------



2-639-7003 Tailpiece 4 Pack of 10 tailpieces for use with 3470K, 3570K	NF	16.83
---	----	-------



2-639-7005 Tailpiece 6 Pack of 10 tailpieces for use with 3114 (Exterior Cyl.), 3214 (Exterior	NF	16.83
---	----	-------



Locks - Cylinders/Keying



Fixed Cylinder/ Tailpieces Description	Finish	2022 List	
2-639-7006 Tailpiece 7 Pack of 10 tailpieces for use with 3114 (Interior Cyl.), 3214 (Interior)	NF	16.83	
2-639-7007 Tailpiece 8 Pack of 10 tailpieces for use with 3115, 3118, 3215	NF	16.83	
2-639-7008 Tailpiece 9 Pack of 10 tailpieces for use with 3653L, 3670L, 3680L	NF	16.83	
2-639-7018 Tailpiece W Pack of 10 tailpieces for use with 3473L	NF	16.83	
2-639-7192 Tailpiece K Pack of 10 tailpieces for use with 47KE, 47KN	NF	16.83	
2-639-7087 Tailpiece Z Pack of 10 tailpieces for use with 3570L and 3573L	NF	16.83	
2-639-7094 Tailpiece X Pack of 10 tailpieces for use with 3495L	NF	16.83	
2-639-7322 Tailpiece V Pack of 10 tailpieces for use with 2570L	NF	16.83	
Fixed Cylinder - Rim Cylinder Description	Finish	2022 List	Box Qty.
3901 Fixed Rim Cylinder 6-Pin Cylinder, 5-Pin Keyed; 7-Pin Cylinder (Hager Keyway Only) Schlage C Keyway or Hager Keyway - Keyed Different Standard Shipped with breakoff tailpiece attached. Shipped with collar, mounting plate, and breakoff screws.	US3	62.10	1
	US4	65.95	
	US10B	62.10	
	US26	62.10	
	US26D	62.10	
	BLK	62.10	
3903 Rim Dummy Cylinder Shipped with mounting plate, and breakoff screws.	US3	41.48	1
	US4	41.48	
	US10B	41.48	
	US26	41.48	
	US26D	41.48	
	BLK	41.48	



Fixed Cylinder - Rim Cylinder Accessories Description	Finish	2022 List	Box Qty.
2-639-7058 Long breakoff tailpiece - 2-3/8" (60 mm) Pack of 10 tailpieces	NF	30.40	
2-300-0118 Extra long breakoff screws - 2-3/8" (60 mm) (2 each) Pack of 2 screws	NF	2.11	
2-649-0137 Retaining cup Can be used with 45PN, 47PN, and 47RN	NF	11.12	1

Fixed Cylinder - Mortise Cylinder Description	Finish	2022 List	Box Qty.
3902 Fixed Cylinder Mortise Cylinder 6-Pin Cylinder, 5-Pin Keyed, 7-Pin Cylinder (Hager Keyway Only) Schlage C Keyway or Hager Keyways - Keyed Different Standard Specify 1-1/8" (29 mm), 1-1/4" (32 mm) or 1-5/8" (41mm) Shipped with standard cam attached and Adams Rite cam loose in box; specify if different. Specify Schlage L cam when ordering cylinders for use in Hager mortise locks.	US3	62.10	1
	US4	65.95	
	US10B	62.10	
	US26	62.10	
	US26D	62.10	
	BLK	62.10	
3904 Mortise Dummy Specify 1-1/8" (29 mm) or 1-1/4" (32 mm)	US3	51.17	1
	US4	54.40	
	US10B	51.17	
	US26	51.17	
	US26D	51.17	
3905 Mortise ADA Turn Knob Specify 1-1/8" (29 mm) or 1-1/4" (32 mm) Shipped with Schlage L cam attached, specify if different.	US3	89.49	1
	US10B	89.49	
	US26D	89.49	
	BLK	89.49	

Fixed Cylinder - Mortise Cylinder Cams Description	Finish	2022 List	Box Qty.
3971 Yale Cam .722" (18 mm)	US2C	5.34 ea.	1
3972 Adams Rite Cam .560" (14 mm) Shipped Loose in box w/ standard 3902	US2C	5.34 ea.	1
3973 Standard Cloverleaf .741" (19 mm)	US2C	5.34 ea.	1
3974 Marks Cam R.755" (19 mm)	US2C	5.34 ea.	1



Locks - Cylinders/Keying



Fixed Cylinder - Mortise Cylinder			
Cams Description	Finish	2022 List	Box Qty.
3975 Standard Cam R.723" (18 mm) Shipped standard w/ 3902	US2C	5.34 ea.	1
3976 Schlage L Cam .637" (16 mm) For use w/ all keyed function 3800 Series Mortise Locks.	US2C	5.34 ea.	1
3977 Sargent/Yale Cam .733" (18.6 mm)	US2C	5.34 ea.	1
3978 Corbin Russwin/Best Cloverleaf Cam .725" (18.5 mm)	US2C	5.34 ea.	1
Small Format Interchangeable Core - Keying Charges/			
Cores Description	Finish	2022 List	
3981-U (Best Keyways) Uncombined Core 6-Pin (includes two key blanks), specify US4 or US26D		52.04	
3982-U (Best Keyways) 3909 (Hager Keyways) Uncombined Core 7-Pin (includes two key blanks), specify US4 or US26D		52.04	
3981-C (Best Keyways) Combined Core 6-Pin (includes two operating keys), specify US4, US26D. Specify KA*, KD*, MK**. Specify number of control keys needed.		63.59	
3982-C (Best Keyways) 3969-C (Hager Keyways) Combined Core 7-Pin (includes two operating keys), specify US4, US26D. Specify KA*, KD*, MK**. Specify number of control keys needed.		63.59	
3981-BLU or RED (Best A) Construction Core 6-Pin (includes two operating keys). Specify number of control keys.		63.59	
3982-BLU or RED (Best A) Construction Core 7-Pin (includes two operating keys). Specify number of control keys.		63.59	
Key Markings: Standard key symbols (AA1) - Visual Key Control (VKC)		N/C	
Key Markings: Non-standard code - Visual Key Control (VKC)		7.51	
Custom Cylinder Markings/ Concealed Key Control (CKC) - Limited to 6 characters		7.51	
3984 Cut Keys - Control Keys, Extra change keys, or Master Keys		7.89	
3908 Cut Keys (Hager Keyway Only) - Control Keys, Extra change keys, or Master Keys		7.89	
3998 Bitting list (no charge if ordered with master key) - Factory keyed		217.35	
Bitting list - Hager designed system - Keyed by others		217.35	



Small Format Interchangeable Core - Keying Charges/ Cores Description	Finish	2022 List
--	--------	-----------

*Allow 7 working days for KD and KA orders
 ** Allow 20 working days for factory master key orders.
 Notes:
 1. Lock price includes keying charges.
 2. Cores are supplied Best A keyed different unless otherwise specified.
 3. Please include Master Key Instruction Sheet with order, available online or in catalog. Failure to provide will delay order.
 4. Construction Cores - Receive full credit, less shipping, of original cost upon return of cores and keys.

Small Format Interchangeable Core - Keys Description	Finish	2022 List	Box Qty.
---	--------	-----------	----------



3983 Small Format Interchangeable Core Key Blanks Best Keyways Used with 6-pin and 7-pin cores	NF	3.17	50
--	----	------	----

3984 Small Format Interchangeable Core Cut Key Best Keyways Used with 6-pin and 7-pin cores	NF	7.89	50
---	----	------	----

2-639-7168 SFIC 6-pin "BLUE" Construction Control Key Best A Keyway	NF	7.89	1
--	----	------	---

2-639-7169 SFIC 7-pin "BLUE" Construction Control Key Best A Keyway	NF	7.89	1
--	----	------	---

2-639-7113 SFIC 6-pin "RED" Construction Control Key Best A Keyway	NF	7.89	1
---	----	------	---

2-639-7170 SFIC 7-pin "RED" Construction Control Key Best A Keyway	NF	7.89	1
---	----	------	---



3907 Small Format Interchangeable Core Key Blanks Hager Keyways (7-pin cores only)	NF	3.17	50
---	----	------	----



3908 Small Format Interchangeable Core Cut Key Hager Keyways (7-pin cores only)	NF	7.89	50
--	----	------	----

Small Format Interchangeable Core - Tailpieces Description	Finish	2022 List	Box Qty.
---	--------	-----------	----------



2-639-7060 Pack of 10 tailpieces and compression springs for use with 2500/3500 Series SFIC lever locksets. 6-pin/7-pin cores	NF	19.38	10
--	----	-------	----



Locks - Cylinders/Keying



Small Format Interchangeable Core - Tailpieces Description		Finish	2022 List	Box Qty.
2-639-7061	Pack of 10 tailpieces and compression springs for use with 3400/3500 Series SFIC knob locksets. 6-pin/7-pin cores	NF	19.38	10
2-639-7090	Pack of 10 tailpieces and compression springs for use with 3753 interconnected lock SFIC lever locksets. 6-pin/7-pin cores	NF	19.38	10
2-639-7091	Pack of 10 tailpieces for use with 3114/3214 SFIC housing deadlock. 6-pin/7-pin cores	NF	19.38	10
2-639-7095	Pack of 10 tailpieces for use with 3115/3118/3215/3710DL/3753DL SFIC housing deadlock. 6-pin/7-pin cores	NF	19.38	10

Small Format Interchangeable Core - Rim Cylinder Housing Description		Finish	2022 List	Box Qty.
3901	Rim Cylinder - Small Format Interchangeable Core Housing Specify 6-pin or 7-pin Supplied with long tailpiece standard, collar, mounting plate, and breakoff screws. Cores sold separately.	US3 US4 US10B US26 US26D BLK	62.10 65.95 62.10 62.10 62.10 62.10	1

Small Format Interchangeable Core - Mortise Cylinder Housing Description		Finish	2022 List	Box Qty.
3902	Mortise Cylinder - Small Format Interchangeable Core Housing Specify length 1-1/4" (6-pin) or 1-3/8" (7-pin) or 1-5/8" for mortise exit devices. Shipped with standard cam attached and Adams Rite cam loose in box (specify if different). Cores sold separately. 1/4" blocking ring included. Specify Schlage L cam when ordering new cylinders for use in Hager mortise lock.	US3 US4 US10B US26 US26D BLK	62.10 65.95 62.10 62.10 62.10 62.10	1

Small Format Interchangeable Core - Mortise Cylinder Cams Description		Finish	2022 List	Box Qty.
2-639-7082	Yale Standard Cam Shipped standard w/ 3902 Small Format Interchangeable Core (SFIC) Housing.	US2C	4.78 ea	1
2-639-7083	Adams Rite Cam Shipped loose in box w/ standard 3902 Small Format Interchangeable Core (SFIC) Housing.	US2C	4.78 ea	1
2-639-7084	Corbin/Best Cloverleaf Cam	US2C	4.78 ea	1



Small Format Interchangeable Core - Mortise Cylinder Cams Description	Finish	2022 List	Box Qty.
--	--------	-----------	----------

2-639-7085 Schlage 'L' Cam For use w/ all keyed functions on 3800 Series Mortise Locks and 46CE.	US2C	4.78 ea	1
---	------	---------	---

2-639-7086 Sargent Yale Cam	US2C	4.78 ea	1
---------------------------------------	------	---------	---

Large Format Interchangeable Core - Keying Charges/ Cores Description	Finish	2022 List
--	--------	-----------

3919-Z Zero Bitted Core 6-Pin (includes two key blanks), specify US4 or US26D		65.83
---	--	-------

3919-C Combinated Core 6-Pin (includes two change keys), specify US4 or US26D. Specify KA*, KD*, MK**. Specify number of control keys needed.		80.42
--	--	-------

3919-BLA (Schlage C) Construction Core 6-Pin (includes two operating keys). Specify number of control keys.		80.42
---	--	-------

Key Markings: Standard key symbols (AA1) - Visual Key Control (VKC)		N/C
---	--	-----

Key Markings: Non-standard code - Visual Key Control (VKC)		7.51
--	--	------

Core Markings (Visual or Concealed)		7.51
-------------------------------------	--	------

3998 Bitting list (no charge if ordered with master key) - Factory keyed		217.35
--	--	--------

Bitting list - Hager designed system - Keyed by others		217.35
--	--	--------

*Allow 7 working days for KD and KA orders

** Allow 20 working days for factory master key orders.

Notes:

1. Cores are available in Schlage C keyway only.
2. Please include Master Key Instruction Sheet with order, available online or in catalog. Failure to provide will delay order.
3. Construction Cores - Receive full credit, less shipping, of original cost upon return of cores and keys.

Large Format Interchangeable Core - Keys Description	Finish	2022 List
---	--------	-----------

3956 LFIC Key Blanks Schlage C Keyway		2.73
--	--	------

3962 LFIC Cut Keys Schlage C Keyway		7.89
--	--	------

2-639-7649 LFIC Control Key Blanks Schlage C Keyway		2.73
--	--	------



Locks - Cylinders/Keying

Large Format Interchangeable Core - Keys Description	Finish	2022 List
3963 LFIC Control Cut Keys Schlage C Keyway		7.89



2-639-7132 LFIC 6-Pin "Black" Construction Control Key Schlage C Keyway		7.89
--	--	------

Large Format Interchangeable Core - Tailpieces Description	Finish	2022 List	Box Qty.
--	--------	-----------	----------



2-639-7645 For use with 3450, 3453, 3480 and 3482 LFIC lever locksets		3.04	1
---	--	------	---

2-639-7646 For use with 3470 LFIC lever locksets		3.04	1
--	--	------	---



2-639-7647 For use with 3473 and 3495 LFIC lever locksets		3.04	1
---	--	------	---



Large Format Interchangeable Core - Rim Cylinder Housing Description	Finish	2022 List	Box Qty.
--	--------	-----------	----------



3901 Rim Cylinder - Large Format Interchangeable Core Housing Supplied with tailpiece, collar, mounting plate, and breakoff screws. 6-Pin Only Cores sold separately.	US3	62.10	1
	US4	65.95	
	US10B	62.10	
	US26	62.10	
	US26D	62.10	
	BLK	62.10	

LFIC - Rim Cylinder Accessories Description	Finish	2022 List	Box Qty.
---	--------	-----------	----------



2-639-7578 Breakoff Tailpiece Assembly	NF	3.73	1
--	----	------	---

2-300-0175 Breakoff Screws - 2-1/8" (54mm) (2each)	NF	2.11	2
--	----	------	---



Large Format Interchangeable Core - Mortise Cylinder Housing Description	Finish	2022 List	Box Qty.
--	--------	-----------	----------



3902 Mortise Cylinder - Large Format Interchangeable Core Housing 1-1/2" Length Shipped with standard cam attached and Adams Rite cam loose in box (specify if different). Cores sold separately. Specify Schlage L cam when ordering cylinders for use in Hager mortise locks.	US3	62.10	1
	US4	65.95	
	US10B	62.10	
	US26	62.10	
	US26D	62.10	
	BLK	62.10	





Large Format Interchangeable Core - Mortise Cylinder		Finish	2022 List	Box Qty.
Cams	Description			

2-639-7570	Yale Standard Cam Shipped standard w/ 3902 Large Format Interchangeable Core (LFIC) Housing.	US2C	5.59 ea	1
-------------------	---	------	---------	---



2-639-7571	Adams Rite Cam Shipped loose in box w/ standard 3902 Large Format Interchangeable Core (LFIC) Housing.	US2C	5.59 ea	1
-------------------	---	------	---------	---



2-639-7572	Schlage 'L' Cam For use w/ all keyed functions on 3800 Series Mortise Locks and 46CE.	US2C	5.59 ea	1
-------------------	--	------	---------	---



2-639-7573	Corbin/Best Cloverleaf Cam	US2C	5.59 ea	1
-------------------	----------------------------	------	---------	---



2-639-7574	Sargent/Yale Cam	US2C	5.59 ea	1
-------------------	------------------	------	---------	---



Miscellaneous		Finish	2022 List	Box Qty.
Description				

3911	2500/3400 Series Lever Thru-Bolt Jig - Steel	NF	23.29	ea
-------------	---	----	-------	----



3912	3500 Series Lever Thru-Bolt Jig - Steel	NF	23.29	ea
-------------	--	----	-------	----



3959	Faceplate Adaptor Can be used with a 2-3/8" backset on the 2500, 3500, 3600, and 3700 Series lockset and 3200 Series deadlocks. Converts 1" (25 mm) to 1-1/8" (29 mm) width.	NF	3.29	ea
-------------	--	----	------	----



3968	Aluminum Blocking Rings Sizes available 1/8" (3.2 mm), 3/16" (4.8 mm), 1/4" (6.4 mm), 5/16" (7.9 mm), 3/8" (9.5 mm), 1/2" (12.5 mm)	BGA CLR DBA	7.27 7.27 7.27	ea
-------------	--	-------------------	----------------------	----

3968	Aluminum Blocking Rings Sizes available 1/8" (3.2 mm), 1/4" (6.4 mm),	US3 US4 US10B US26 US26D BLK	7.27 7.27 7.27 7.27 7.27 18.17	
-------------	---	---	---	--



3979	Mortise Cam Screws - Fixed Cylinder Mortise Cylinder Only	NF	0.43	each
-------------	---	----	------	------



Locks - Cylinders/Keying



Miscellaneous Description	Finish	2022 List	Box Qty.
3980 Cash Box Nut	NF	10.43	each

2-639-7680 Mortise Cam Screws - SFIC Mortise Cylinder Only	NF	0.43	each
--	----	------	------

Cylinder Collars Description	Finish	2022 List	Box Qty.
2-647-0012 Cylinder Collar - 7/8" projection	US3	23.52	each
2-647-0013 Cylinder Collar - 7/8" projection	ALM	23.52	each
2-647-0014 Cylinder Collar - 7/8" projection	DBZ	23.52	each
2-647-0015 Cylinder Collar - 7/8" projection	US15 / US32D	23.52	each
2-647-0016 Cylinder Collar - 7/8" projection	US4	23.52	each
2-647-0017 Cylinder Collar - 7/8" projection	US10B	23.52	each
2-647-0018 Cylinder Collar - 7/8" projection	US26	23.52	each
2-647-0019 Cylinder Collar - 7/8" projection	US26D	23.52	each
2-647-0020 Cylinder Collar - 7/8" projection			
2-649-0021 Cylinder Collar- 7/8" projection	BLK	47.04	each

Above cylinder collars can be used with 4700 Series exit device trim and 1-1/8" - 1-3/8" long mortise cylinders.

2-649-0045 Cylinder Collar - 7/16" projection	US3	23.52	each
2-649-0046 Cylinder Collar - 7/16" projection	US4	23.52	each
2-649-0048 Cylinder Collar - 7/16" projection	US10B	23.52	each
2-649-0050 Cylinder Collar - 7/16" projection	US26	23.52	each
2-649-0051 Cylinder Collar - 7/16" projection	US26D	23.52	each
2-649-0052 Cylinder Collar - 7/16" projection	US15 / US32D	23.52	each
2-649-0105 Cylinder Collar- 7/16" projection	BLK	47.07	each

Above cylinder collars can be used with 4500 Series exit device trim and 1-1/8" long mortise cylinders.





Cylinder Collars		Finish	2022 List	Box Qty.
2-649-0053		US3	23.52	each
Cylinder Collar - 11/16" projection				
2-649-0054		US4	23.52	each
Cylinder Collar - 11/16" projection				
2-649-0056		US10B	23.52	each
Cylinder Collar - 11/16" projection				
2-649-0057		US26	23.52	each
Cylinder Collar - 11/16" projection				
2-649-0058		US26D	23.52	each
Cylinder Collar - 11/16" projection				
2-649-0059		US15 / US32D	23.52	each
Cylinder Collar - 11/16" projection				
2-649-0106		BLK	47.04	each
Cylinder Collar - 11/16" projection				

Above cylinder collars can be used with 4500 Series exit device trim and 1-1/4" or 1-3/8" long mortise cylinders.

Cylinder Parts		Finish	2022 List
2-650-3998			73.28/ per 50
SFIC Capping Strip			
2-639-7511			428.49
Pin Kit			
100 each of all pins and springs, additional top pins. Please note that pin kit does NOT include SFIC caps.			
2-639-7512			62.10
Cylinder Lubricant			
2-639-7513			61.28/ per 100
Shims			
Opens a locked conventional cylinder (at the workbench).			
2-639-7517			68.31/ per 1,000
Construction Ball			
Used for lost ball construction keying. (#6 increment)			
2-650-3999			37.95/ per 500
Cylinder Spring			
Pin tumbler spring for use in all cylinders.			
2-639-7519			17.25/ per 100
Cap Pin Spring			
Key-in-Knob/Lever cylinders including Retrofit, and Full Size (Schlage Retrofit) Interchangeable Core.			
2-639-7520			55.89/ per 500
Individual SFIC Cap			
For use with the individual capping block tool #6.			
2-639-7522			8.69/ per 10
Profile Cylinder Set Screws			
Caps the profile cylinder chambers			
2-639-7523			18.63/ per 10
Hager Screw Cap - (.280") height			



Locks - Cylinders/Keying

Cylinder Parts Description	Finish	2022 List
2-639-7526 Screw Cap Pin (KIK / LFIC)		18.63/ per 100
2-639-7527 Follower (KIK) Holds top pins in place during assembly or disassembly		23.60
2-639-7528 Tweezers		47.20
2-639-7530 Capping Punch		70.79
2-639-7531 Decombinating Block (punch included)		217.35
2-639-7532 Manual Capping Block (punch included) (140 Spacing)		271.87
2-639-7535 Key Punch (140 Spacing)		4,396.68
2-639-7536 HPC 1200 Series Code Card (140 Spacing)		47.82



Top Pins (Hager H Keyways) Description	2022 List
2-639-8188 #2 (0.025")	8.26 / per 100
2-639-8189 #3 (0.037")	8.26 / per 100
2-639-8190 #4 (0.050")	8.26 / per 100
2-639-8191 #5 (0.062")	8.26 / per 100
2-639-8192 #6 (0.075")	8.26 / per 100
2-639-8193 #7 (0.087")	8.26 / per 100
2-639-8194 #8 (0.100")	8.26 / per 100
2-639-8195 #9 (0.112")	8.26 / per 100
2-639-8196 #10 (0.125")	8.26 / per 100
2-639-8197 #11 (0.137")	8.26 / per 100
2-639-8198 #12 (0.150")	8.26 / per 100
2-639-8199 #13 (0.162")	8.26 / per 100
2-639-8200 #14 (0.175")	8.26 / per 100
2-639-8201 #15 (0.187")	8.26 / per 100
2-639-8202 #16 (0.200")	8.26 / per 100
2-639-8203 #17 (0.212")	8.26 / per 100
2-639-8204 #18 (0.225")	8.26 / per 100
2-639-8205 #19 (0.237")	8.26 / per 100



Locks - Full Bottom Pins

Full Bottom Pins (Hager H Keyways) Description	2022 List
2-639-8210 #0 (0.185")	8.26 / per 100
2-639-8211 #1 (0.1975")	8.26 / per 100
2-639-8212 #2 (0.210")	8.26 / per 100
2-639-8213 #3 (0.2225")	8.26 / per 100
2-639-8214 #4 (0.2350")	8.26 / per 100
2-639-8215 #5 (0.2475")	8.26 / per 100
2-639-8216 #6 (0.2600")	8.26 / per 100
2-639-8217 #7 (0.2725")	8.26 / per 100
2-639-8218 #8 (0.2850")	8.26 / per 100
2-639-8219 #9 (0.2975")	8.26 / per 100



SFIC Bottom Pins (Hager H Keyways) Description	2022 List
2-639-8220 #0 (0.110")	8.26 / per 100
2-639-8221 #1 (0.122")	8.26 / per 100
2-639-8222 #2 (0.135")	8.26 / per 100
2-639-8223 #3 (0.147")	8.26 / per 100
2-639-8224 #4 (0.160")	8.26 / per 100
2-639-8225 #5 (0.172")	8.26 / per 100
2-639-8226 #6 (0.185")	8.26 / per 100
2-639-8227 #7 (0.197")	8.26 / per 100
2-639-8228 #8 (0.210")	8.26 / per 100
2-639-8229 #9 (0.222")	8.26 / per 100



2310

2310 2-3/8" US10B JOS.....	.074356
2310 2-3/8" 10B JHN.....	184471
2310 2-3/8" 10B WRN.....	.091445
2310 2-3/8" 10B CHA.....	184214
2310 2-3/8" US15 JOS.....	174156
2310 2-3/8" US15 JHN.....	184578
2310 2-3/8" US15 WRN.....	108128
2310 2-3/8" US15 LOU.....	178281
2310 2-3/8" US15 CHA.....	192039
2310 2-3/8" US15 WRN.....	195686
2310 2-3/8" US15 LOU.....	139878
2310 2-3/8" US15 CHA.....	185419
2310 2-3/8" 26D JOS.....	179735
2310 2-3/8" 26D JHN.....	183038
2310 2-3/8" 26D WRN.....	176929
2310 2-3/8" 26D LOU.....	.040846
2310 2-3/8" 26D CHA.....	173293
2310 2 3/4" US10B JOS.....	169469
2310 2 3/4" US10B JHN.....	169738
2310 2 3/4" US10B WRN.....	169741
2310 2 3/4" US10B LOU.....	169744
2310 2 3/4" US10B CHA.....	169747
2310 2 3/4" US15 JOS.....	169686
2310 2 3/4" US15 JHN.....	169701
2310 2 3/4" US15 WRN.....	169709
2310 2 3/4" US15 LOU.....	169716
2310 2 3/4" US15 CHA.....	169722
2310 2 3/4" US26 JOS.....	169698
2310 2 3/4" US26 JHN.....	169737
2310 2 3/4" US26 WRN.....	169740
2310 2 3/4" US26 LOU.....	169743
2310 2 3/4" US26 CHA.....	169746
2310 2 3/4" US26D JOS.....	169453
2310 2 3/4" US26D JHN.....	169617
2310 2 3/4" US26D WRN.....	169622
2310 2 3/4" US26D LOU.....	169628
2310 2 3/4" US26D CHA.....	169631
2310 2 3/4" US4 JOS.....	169695
2310 2 3/4" US4 JHN.....	169735
2310 2 3/4" US4 WRN.....	169739
2310 2 3/4" US4 LOU.....	169742
2310 2 3/4" US4 CHA.....	169745

2317

2317 US10B JOS.....	169754
2317 US10B JHN HL.....	171905
2317 US10B JHN RH.....	171906
2317 US10B WRN LH.....	171917
2317 US10B WRN RH.....	171918
2317 US10B LOU.....	169772
2317 US10B CHA.....	169778

2317

2317 US15 JOS.....	169748
2317 US15 JHN LH.....	171895
2317 US15 JHN RH.....	171896
2317 US15 WRN LH.....	171909
2317 US15 WRN RH.....	171910
2317 US15 LOU.....	169768
2317 US15 CHA.....	169774
2317 US26 JOS.....	169753
2317 US26 JHN LH.....	171902
2317 US26 JHN RH.....	171903
2317 US26 WRN LH.....	171915
2317 US26 WRN RH.....	171916
2317 US26 LOU.....	169771
2317 US26 CHA.....	169777
2317 US26D JOS.....	167921
2317 US26D JHN LH.....	171893
2317 US26D JHN RH.....	171894
2317 US26D WRN LH.....	171907
2317 US26D WRN RH.....	171908
2317 US26D LOU.....	169767
2317 US26D CHA.....	169773
2317 US4 LOU.....	169770
2317 US4 CHA.....	169776
2317 US4 JOS.....	169752
2317 US4 JHN LH.....	171900
2317 US4 JHN RH.....	171901
2317 US4 WRN LH.....	171913
2317 US4 WRN RH.....	171914

2340

2340 2-3/8" US10B JOS.....	92146
2340 2-3/8" US10B JHN.....	80804
2340 2-3/8" US10B WRN.....	91422
2340 2-3/8" US10B LOU.....	51718
2340 2-3/8" US10B CHA.....	194638
2340 2-3/8" US15 JOS.....	174157
2340 2-3/8" US15 JHN.....	184579
2340 2-3/8" US15 WRN.....	108493
2340 2-3/8" US15 LOU.....	178282
2340 2-3/8" US15 CHA.....	193046
2340 2-3/8" US26 JOS.....	195688
2340 2-3/8" US26 JHN.....	139877
2340 2-3/8" US26 CHA.....	112917
2340 2-3/8" 26D JOS.....	175754
2340 2-3/8" US26D JHN.....	181458
2340 2-3/8" US26D WRN.....	193850
2340 2-3/8" US26D LOU.....	40825
2340 2-3/8" 26D CHA.....	173294
2340 2 3/4" US10B JOS.....	169471

2340

2340 2 3/4" US10B JHN.....	169819
2340 2 3/4" US10B WRN.....	169822
2340 2 3/4" US10B LOU.....	169825
2340 2 3/4" US10B CHA.....	169828
2340 2 3/4" US15 JOS.....	169688
2340 2 3/4" US15 JHN.....	169703
2340 2 3/4" US15 WRN.....	169711
2340 2 3/4" US15 LOU.....	169730
2340 2 3/4" US15 CHA.....	169732
2340 2 3/4" US26 JOS.....	169700
2340 2 3/4" US26 JHN.....	169818
2340 2 3/4" US26 WRN.....	169821
2340 2 3/4" US26 LOU.....	169824
2340 2 3/4" US26 CHA.....	169827
2340 2 3/4" US26D JOS.....	169455
2340 2 3/4" US26D JOS.....	169455
2340 2 3/4" US26D JHN.....	169619
2340 2 3/4" US26D WRN.....	169682
2340 2 3/4" US26D LOU.....	169729
2340 2 3/4" US26D CHA.....	169733
2340 2 3/4" US4 JOS.....	169697
2340 2 3/4" US4 JHN.....	169817
2340 2 3/4" US4 WRN.....	169820
2340 2 3/4" US4 LOU.....	169823
2340 2 3/4" US4 CHA.....	169826

2510

2510 2-3/8" US10B ARC ASA.....	143873
2510 2-3/8" US10B WTN ASA.....	147186
2510 2-3/8" US26D ARC ASA.....	134474
2510 2-3/8" US26D WTN ASA.....	136277
2510 2-3/8" US3 ARC ASA.....	78572
2510 2-3/8" US3 WTN ASA.....	137318
2510 2-3/4" US10B ARC ASA.....	128993
2510 2-3/4" US10B WTN ASA.....	129000
2510 2-3/4" US26D ARC ASA.....	129001
2510 2-3/4" US26D WTN ASA.....	129002
2510 2-3/4" US3 ARC ASA.....	129003
2510 2-3/4" US3 WTN ASA.....	129004

2517

2517 US10B ARC.....	130785
2517 US10B WTN.....	130786
2517 US26D ARC.....	130787
2517 US26D WTN.....	130788
2517 US3 ARC.....	130789
2517 US3 WTN.....	130790

2525

2525 2-3/8" US10B ARC ASA.....	176278
2525 2-3/8" US10B WTN ASA.....	193167

2525

2525 2-3/8" US26D ARC ASA.....	156965
2525 2-3/8" US26D WTN ASA.....	147316
2525 2-3/8" US3 ARC ASA.....	196106
2525 2-3/8" US3 WTN ASA.....	167674
2525 2-3/4" US10B ARC ASA.....	129012
2525 2-3/4" US10B WTN ASA.....	129013
2525 2-3/4" US26D ARC ASA.....	129016
2525 2-3/4" US26D WTN ASA.....	129017
2525 2-3/4" US3 ARC ASA.....	129018
2525 2-3/4" US3 WTN ASA.....	129020

2540

2540 2-3/8" US10B ARC ASA.....	135767
2540 2-3/8" US10B WTN ASA.....	147189
2540 2-3/8" US26D ARC ASA.....	134473
2540 2-3/8" US26D WTN ASA.....	144640
2540 2-3/8" US3 WTN ASA.....	137317
2540 2-3/4" US10B ARC ASA.....	129021
2540 2-3/4" US10B WTN ASA.....	129022
2540 2-3/4" US26D ARC ASA.....	129023
2540 2-3/4" US26D WTN ASA.....	129024
2540 2-3/4" US3 ARC ASA.....	129025
2540 2-3/4" US3 WTN ASA.....	129026

2550

2550 2-3/8" US26D ARC SCC KD ASA.....	150263
2550 2-3/8" US26D WTN SCC KD ASA.....	148604
2550 2-3/4" US10B ARC SCC KD ASA.....	129637
2550 2-3/4" US10B ARC NC ASA IC.....	129032
2550 2-3/4" US10B WTN SCC KD ASA.....	129638
2550 2-3/4" US10B WTN NC ASA IC.....	129034
2550 2-3/4" US26D ARC SCC KD ASA.....	129639
2550 2-3/4" US26D ARC NC ASA IC.....	129036
2550 2-3/4" US26D WTN SCC KD ASA.....	129642
2550 2-3/4" US26D WTN NC ASA IC.....	129038
2550 2-3/4" US3 ARC SCC KD ASA.....	129643
2550 2-3/4" US3 WTN SCC KD ASA.....	129644

2553

2553 2-3/8" US10B ARC SCC KD ASA.....	140478
2553 2-3/8" US10B WTN SCC KD ASA.....	160465
2553 2-3/8" US26D ARC SCC KD ASA.....	134768
2553 2-3/8" US26D WTN SCC KD ASA.....	136279
2553 2-3/8" US3 ARC SCC KD ASA.....	163970
2553 2-3/8" US3 WTN SCC KD ASA.....	150220
2553 2-3/4" US10B ARC NC ASA IC.....	129046
2553 2-3/4" US10B ARC SCC KD ASA.....	129645
2553 2-3/4" US10B WTN NC ASA IC.....	129048
2553 2-3/4" US10B WTN SCC KD ASA.....	129646
2553 2-3/4" US26D ARC NC ASA IC.....	129053
2553 2-3/4" US26D ARC SCC KD ASA.....	129647
2553 2-3/4" US26D WTN NC ASA IC.....	129055
2553 2-3/4" US26D WTN SCC KD ASA.....	129648
2553 2-3/4" US3 ARC SCC KD ASA.....	129649
2553 2-3/4" US3 WTN SCC KD ASA.....	129650



2570

2570 2-3/8" US10B WTN SCC KD ASA	164364
2570 2-3/8" US26D WTN SCC KD ASA	143635
2570 2-3/8" US3 WTN SCC KD ASA	170761
2570 2-3/4" US10B ARC SCC KD ASA	129651
2570 2-3/4" US10B ARC NC ASA IC	129061
2570 2-3/4" US10B WTN SCC KD ASA	129652
2570 2-3/4" US10B WTN NC ASA IC	129063
2570 2-3/4" US26D ARC SCC KD ASA	129653
2570 2-3/4" US26D ARC NC ASA IC	129065
2570 2-3/4" US26D WTN SCC KD ASA	129654
2570 2-3/4" US26D WTN NC ASA IC	129068
2570 2-3/4" US3 ARC SCC KD ASA	129655
2570 2-3/4" US3 WTN SCC KD ASA	129656

2580

2580 2-3/8" US10B ARC SCC KD ASA	184569
2580 2-3/8" US10B WTN SCC KD ASA	151209
2580 2-3/8" US26D WTN SCC KD ASA	132617
2580 2-3/4" US10B ARC SCC KD ASA	129657
2580 2-3/4" US10B ARC NC ASA IC	129081
2580 2-3/4" US10B WTN SCC KD ASA	129658
2580 2-3/4" US10B WTN NC ASA IC	129085
2580 2-3/4" US26D ARC SCC KD ASA	129659
2580 2-3/4" US26D ARC NC ASA IC	129088
2580 2-3/4" US26D WTN SCC KD ASA	129660
2580 2-3/4" US26D WTN NC ASA IC	129092
2580 2-3/4" US3 ARC SCC KD ASA	129661
2580 2-3/4" US3 WTN SCC KD ASA	129662

3114

3114 2-3/4" US10 NC IC	034812
3114 2-3/4" US10 SCC KD	012596
3114 2-3/4" US10B NC IC	034811
3114 2-3/4" US10B SCC KD	012597
3114 2-3/4" US26 NC IC	034810
3114 2-3/4" US26 SCC KD	028119
3114 2-3/4" US26D NC IC	034807
3114 2-3/4" US26D SCC KD	028118
3114 2-3/4" US3 NC IC	034815
3114 2-3/4" US3 SCC KD	012594
3114 2-3/4" US4 NC IC	034814
3114 2-3/4" US4 SCC KD	012595

3115

3115 2-3/4" US10 NC IC	040420
3115 2-3/4" US10 SCC KD	012588
3115 2-3/4" US10B NC IC	040418
3115 2-3/4" US10B SCC KD	012592
3115 2-3/4" US26 NC IC	040449
3115 2-3/4" US26 SCC KD	028121
3115 2-3/4" US26D NC IC	098283
3115 2-3/4" US26D SCC KD	028120
3115 2-3/4" US3 NC IC	040425
3115 2-3/4" US3 SCC KD	012590
3115 2-3/4" US4 NC IC	050868
3115 2-3/4" US4 SCC KD	012589

3118

3118 2-3/4" US10 NC IC	038894
3118 2-3/4" US10 SCC KD	028133
3118 2-3/4" US10B NC IC	038887
3118 2-3/4" US10B SCC KD	050113
3118 2-3/4" US26 NC IC	039335
3118 2-3/4" US26 SCC KD	028126
3118 2-3/4" US26D NC IC	098282
3118 2-3/4" US26D SCC KD	028123
3118 2-3/4" US3 NC IC	038920
3118 2-3/4" US3 SCC KD	028129
3118 2-3/4" US4 NC IC	038899
3118 2-3/4" US4 SCC KD	028131

3214

3214 2-3/8" US10 SCC KD	099243
3214 2-3/4" US10 NC IC	034800
3214 2-3/4" US10 SCC KD	012650
3214 2-3/8" US10B NC IC	102016
3214 2-3/8" US10B SCC KD	058093
3214 2-3/4" US10B NC IC	034769
3214 2-3/4" US10B SCC KD	012651
3214 2-3/8" US26D NC IC	187062
3214 2-3/8" US26D SCC KD	113487
3214 2-3/4" US26D NC IC	034759
3214 2-3/4" US26D SCC KD	098342
3214 2-3/8" US3 NC IC	148520
3214 2-3/8" US3 SCC KD	044086
3214 2-3/4" US3 NC IC	034803
3214 2-3/4" US3 SCC KD	012647
3214 2-3/8" US32D SCC KD	096051
3214 2-3/4" US32D NC IC	034749
3214 2-3/4" US32D SCC KD	012645
3214 2-3/8" US4 SCC KD	130567
3214 2-3/4" US4 NC IC	034801
3214 2-3/4" US4 SCC KD	012649

3215

3215 2-3/8" US10 NC IC	136009
3215 2-3/8" US10 SCC KD	054763
3215 2-3/4" US10 NC IC	048992
3215 2-3/4" US10 SCC KD	012653
3215 2-3/8" US10B NC IC	007223
3215 2-3/8" US10B SCC KD	097759
3215 2-3/4" US10B NC IC	038848
3215 2-3/4" US10B SCC KD	012652
3215 2-3/8" US26D NC IC	046832
3215 2-3/8" US26D SCC KD	065836
3215 2-3/4" US26D NC IC	098280
3215 2-3/4" US26D SCC KD	098341
3215 2-3/8" US3 NC IC	005743
3215 2-3/8" US3 SCC KD	096177
3215 2-3/4" US3 NC IC	084949
3215 2-3/4" US3 SCC KD	012655
3215 2-3/8" US32D NC IC	031595
3215 2-3/8" US32D SCC KD	097015
3215 2-3/4" US32D NC IC	098220
3215 2-3/4" US32D SCC KD	012657

3215

3215 2-3/8" US4 NC IC	108489
3215 2-3/8" US4 SCC KD067222
3215 2-3/4" US4 NC IC038847
3215 2-3/4" US4 SCC KD012654

3216

3216 ADJ US10.	143039
3216 ADJ US10B	143040
3216 ADJ US26D	143041
3216 ADJ US3.	143037
3216 ADJ US32D	143043
3216 ADJ US4.	143038

3220

3220 ADJ US10.	111391
3220 ADJ US10B	111392
3220 ADJ US26D	118136
3220 ADJ US3.	111393
3220 ADJ US32D	111395
3220 ADJ US4.	111396

3221

3221 ADJ US10.	111825
3221 ADJ US10B	111832
3221 ADJ US26D	118140
3221 ADJ US3.	111833
3221 ADJ US32D	111835
3221 ADJ US4.	111837

3222

3222 ADJ US10.	111415
3222 ADJ US10B	111416
3222 ADJ US26D	118139
3222 ADJ US3.	111417
3222 ADJ US32D	111419
3222 ADJ US4.	111421

3410

3410 2-3/4" US10 ARC ASA012557
3410 2-3/4" US10 AUG ASA041178
3410 2-3/4" US10 WTN ASA012548
3410 2-3/4" US10B ARC ASA012560
3410 2-3/4" US10B AUG ASA041148
3410 2-3/4" US10B WTN ASA012549
3410 2-3/4" US26 ARC ASA012553
3410 2-3/4" US26 AUG ASA041141
3410 2-3/4" US26 WTN ASA012526
3410 2-3/4" US26D ARC ASA	012550
3410 2-3/4" US26D AUG ASA	041139
3410 2-3/4" US26D WTN ASA	012525
3410 2-3/4" US3 ARC ASA012554
3410 2-3/4" US3 AUG ASA041082
3410 2-3/4" US3 WTN ASA012528
3410 2-3/4" US4 ARC ASA012555
3410 2-3/4" US4 AUG ASA040960
3410 2-3/4" US4 WTN ASA012530

3417

3417 US10 ARC012576
3417 US10 AUG028522
3417 US10 WTN012569
3417 US10B ARC012577
3417 US10B AUG028542
3417 US10B WTN012570
3417 US26 ARC012572
3417 US26 AUG028516
3417 US26 WTN012566
3417 US26D ARC012571
3417 US26D AUG028530

3417 US26D WTN

012563	
3417 US3 ARC012573
3417 US3 AUG028515
3417 US3 WTN012567
3417 US4 ARC012575
3417 US4 AUG028529
3417 US4 WTN012568

3440

3440 2-3/4" US10 ARC ASA012518
3440 2-3/4" US10 AUG ASA040751
3440 2-3/4" US10 WTN ASA012509
3440 2-3/4" US10B ARC ASA012519
3440 2-3/4" US10B AUG ASA040748
3440 2-3/4" US10B WTN ASA012510
3440 2-3/4" US26 ARC ASA012515
3440 2-3/4" US26 AUG ASA040718
3440 2-3/4" US26 WTN ASA012504
3440 2-3/4" US26D ARC ASA	012514
3440 2-3/4" US26D AUG ASA	040658
3440 2-3/4" US26D WTN ASA	012499
3440 2-3/4" US3 ARC ASA012516
3440 2-3/4" US3 APL ASA012502
3440 2-3/4" US3 AUG ASA040639
3440 2-3/4" US3 WTN ASA012505
3440 2-3/4" US32D APL ASA012503
3440 2-3/4" US4 ARC ASA012517
3440 2-3/4" US4 AUG ASA040618
3440 2-3/4" US4 WTN ASA012508

3450

3450 2-3/4" US10 ARC NC ASA IC038099
3450 2-3/4" US10 ARC SCC KD ASA038133
3450 2-3/4" US10 AUG NC ASA IC024940
3450 2-3/4" US10 AUG SCC KD ASA028445
3450 2-3/4" US10 WTN NC ASA IC038088
3450 2-3/4" US10 WTN SCC KD ASA038127
3450 2-3/4" US10B ARC LF ASA LFIC191995
3450 2-3/4" US10B ARC NC ASA IC038087
3450 2-3/4" US10B ARC SCC KD ASA038116
3450 2-3/4" US10B AUG LF ASA LFIC192006
3450 2-3/4" US10B AUG NC ASA IC024141
3450 2-3/4" US10B AUG SCC KD ASA028440
3450 2-3/4" US10B WTN LF ASA LFIC187523
3450 2-3/4" US10B WTN NC ASA IC038048
3450 2-3/4" US10B WTN SCC KD ASA038113



3450		3453	
3450 2-3/4" US26 ARC NC ASA IC	.038824	3453 2-3/4" US26D WTN NC ASA IC	.182636
3450 2-3/4" US26 ARC SCC KD ASA	.038170	3453 2-3/4" US26D WTN NC ASA IC	098322
3450 2-3/4" US26 AUG NC ASA IC	.024933	3453 2-3/4" US26D WTN SCC KD ASA	012427
3450 2-3/4" US26 AUG SCC KD ASA	.028439	3453 2-3/4" US3 ARC NC ASA IC	.038042
3450 2-3/4" US26 WTN NC ASA IC	.038823	3453 2-3/4" US3 ARC SCC KD ASA	.012440
3450 2-3/4" US26 WTN SCC KD ASA	.038169	3453 2-3/4" US3 AUG NC ASA IC	.024712
3450 2-3/4" US26D ARC LF ASA LFIC	.187489	3453 2-3/4" US3 AUG SCC KD ASA	.028389
3450 2-3/4" US26D ARC NC ASA IC	.098296	3453 2-3/4" US3 WTN NC ASA IC	.038040
3450 2-3/4" US26D ARC SCC KD ASA	098330	3453 2-3/4" US3 WTN SCC KD ASA	.012433
3450 2-3/4" US26D AUG LF ASA LFIC	.191999	3453 2-3/4" US4 ARC NC ASA IC	.038018
3450 2-3/4" US26D AUG NC ASA IC	.024987	3453 2-3/4" US4 ARC SCC KD ASA	.012441
3450 2-3/4" US26D AUG SCC KD ASA	028481	3453 2-3/4" US4 AUG NC ASA IC	.024616
3450 2-3/4" US26D WTN LF ASA LFIC	.182628	3453 2-3/4" US4 AUG SCC KD ASA	.028381
3450 2-3/4" US26D WTN NC ASA IC	.098323	3453 2-3/4" US4 WTN NC ASA IC	.037886
3450 2-3/4" US26D WTN SCC KD ASA	098333	3453 2-3/4" US4 WTN SCC KD ASA	.012434
3450 2-3/4" US3 ARC NC ASA IC	.038539	3470	
3450 2-3/4" US3 ARC SCC KD ASA	.038167	3470 2-3/4" US10 ARC NC ASA IC	.144666
3450 2-3/4" US3 AUG NC ASA IC	.024928	3470 2-3/4" US10 ARC SCC KD ASA	.144670
3450 2-3/4" US3 AUG SCC KD ASA	.028431	3470 2-3/4" US10 AUG NC ASA IC	.144671
3450 2-3/4" US3 WTN NC ASA IC	.038293	3470 2-3/4" US10 AUG SCC KD ASA	.144672
3450 2-3/4" US3 WTN SCC KD ASA	.038140	3470 2-3/4" US10 WTN NC ASA IC	.144673
3450 2-3/4" US4 ARC NC ASA IC	.038135	3470 2-3/4" US10 WTN SCC KD ASA	.144674
3450 2-3/4" US4 ARC SCC KD ASA	.038139	3470 2-3/4" US10B ARC NC ASA IC	.144675
3450 2-3/4" US4 AUG NC ASA IC	.024949	3470 2-3/4" US10B ARC SCC KD ASA	.144676
3450 2-3/4" US4 AUG SCC KD ASA	.028446	3470 2-3/4" US10B AUG NC ASA IC	.144677
3450 2-3/4" US4 WTN NC ASA IC	.038112	3470 2-3/4" US10B AUG SCC KD ASA	.144678
3450 2-3/4" US4 WTN SCC KD ASA	.038134	3470 2-3/4" US10B WTN NC ASA IC	.144679
3453		3470 2-3/4" US10B WTN SCC KD ASA	.144680
3453 2-3/4" US10 ARC NC ASA IC	.037850	3470 2-3/4" US26 ARC NC ASA IC	.144683
3453 2-3/4" US10 ARC SCC KD ASA	.012442	3470 2-3/4" US26 ARC SCC KD ASA	.144684
3453 2-3/4" US10 AUG NC ASA IC	.024866	3470 2-3/4" US26 AUG SCC KD ASA	.144686
3453 2-3/4" US10 AUG SCC KD ASA	.028404	3470 2-3/4" US26 WTN NC ASA IC	.144687
3453 2-3/4" US10 WTN NC ASA IC	.037795	3470 2-3/4" US26 WTN SCC KD ASA	.144688
3453 2-3/4" US10 WTN SCC KD ASA	.012435	3470 2-3/4" US26D ARC NC ASA IC	.144689
3453 2-3/4" US10B ARC NC ASA IC	.192007	3470 2-3/4" US26D ARC SCC KD ASA	144667
3453 2-3/4" US10B ARC NC ASA IC	.088953	3470 2-3/4" US26D AUG NC ASA IC	.144690
3453 2-3/4" US10B ARC SCC KD ASA	.012443	3470 2-3/4" US26D AUG SCC KD ASA	144691
3453 2-3/4" US10B AUG NC ASA IC	.192017	3470 2-3/4" US26D WTN NC ASA IC	144668
3453 2-3/4" US10B AUG NC ASA IC	.024855	3470 2-3/4" US26D WTN SCC KD ASA	144669
3453 2-3/4" US10B AUG SCC KD ASA	.028393	3470 2-3/4" US3 ARC NC ASA IC	.144692
3453 2-3/4" US10B WTN NC ASA IC	.187551	3470 2-3/4" US3 ARC SCC KD ASA	.144694
3453 2-3/4" US10B WTN NC ASA IC	.037776	3470 2-3/4" US3 AUG NC ASA IC	.144696
3453 2-3/4" US10B WTN SCC KD ASA	.012437	3470 2-3/4" US3 AUG SCC KD ASA	.144697
3453 2-3/4" US26 ARC NC ASA IC	.038229	3470 2-3/4" US3 WTN NC ASA IC	.144698
3453 2-3/4" US26 ARC SCC KD ASA	.012439	3470 2-3/4" US3 WTN SCC KD ASA	.144699
3453 2-3/4" US26 AUG NC ASA IC	.024761	3470 2-3/4" US4 ARC NC ASA IC	.144702
3453 2-3/4" US26 AUG SCC KD ASA	.028391	3470 2-3/4" US4 ARC SCC KD ASA	.144703
3453 2-3/4" US26 WTN NC ASA IC	.038044	3470 2-3/4" US4 AUG SCC KD ASA	.144705
3453 2-3/4" US26 WTN SCC KD ASA	.012429	3470 2-3/4" US4 WTN NC ASA IC	.144706
3453 2-3/4" US26D ARC NC ASA IC	.187488	3470 2-3/4" US4 WTN SCC KD ASA	.144707
3453 2-3/4" US26D ARC NC ASA IC	098295	3473	
3453 2-3/4" US26D ARC SCC KD ASA	012438	3473 2-3/4" US10B ARC NC ASA IC (REV1)	.138470
3453 2-3/4" US26D AUG NC ASA IC	.192016	3473 2-3/4" US10B ARC SCC KD ASA (REV1)	.138471
3453 2-3/4" US26D AUG NC ASA IC	.024713	3473 2-3/4" US10B AUG NC ASA IC (REV1)	.138472
3453 2-3/4" US26D AUG SCC KD ASA	028390	3473 2-3/4" US10B AUG SCC KD ASA (REV1)	.138473

3473

3473 2-3/4" US10B WTN NC ASA IC (REV1)	138474
3473 2-3/4" US26D ARC LF ASA LFIC (REV1)	187494
3473 2-3/4" US26D ARC NC ASA IC (REV1)	138482
3473 2-3/4" US26D ARC SCC KD ASA (REV1)	138485
3473 2-3/4" US26D AUG LF ASA LFIC (REV1)	37101
3473 2-3/4" US26D AUG NC ASA IC (REV1)	138487
3473 2-3/4" US26D AUG SCC KD ASA (REV1)	138488
3473 2-3/4" US26D WTN LF ASA LFIC (REV1)	182638
3473 2-3/4" US26D WTN NC ASA IC (REV1)	138489
3473 2-3/4" US26D WTN SCC KD ASA (REV1)	138490

3480

3480 2-3/4" US10 ARC NC ASA IC	037343
3480 2-3/4" US10 ARC SCC KD ASA	012495
3480 2-3/4" US10 AUG NC ASA IC	024368
3480 2-3/4" US10 AUG SCC KD ASA	028031
3480 2-3/4" US10 WTN NC ASA IC	037330
3480 2-3/4" US10 WTN SCC KD ASA	012483
3480 2-3/4" US10B ARC LF ASA LFIC	192043
3480 2-3/4" US10B ARC NC ASA IC	037326
3480 2-3/4" US10B ARC SCC KD ASA	012496
3480 2-3/4" US10B AUG LF ASA LFIC	192371
3480 2-3/4" US10B AUG NC ASA IC	024348
3480 2-3/4" US10B AUG SCC KD ASA	028017
3480 2-3/4" US10B WTN LF ASA LFIC	187556
3480 2-3/4" US10B WTN NC ASA IC	037325
3480 2-3/4" US10B WTN SCC KD ASA	012490
3480 2-3/4" US26 ARC NC ASA IC	038085
3480 2-3/4" US26 ARC SCC KD ASA	012492
3480 2-3/4" US26 AUG NC ASA IC	024328
3480 2-3/4" US26 AUG SCC KD ASA	027994
3480 2-3/4" US26 WTN NC ASA IC	037531
3480 2-3/4" US26 WTN SCC KD ASA	012479
3480 2-3/4" US26D ARC NC ASA IC	187498
3480 2-3/4" US26D ARC NC ASA IC	098292
3480 2 3/4 26D ARC SCC KD ASA	012491
3480 2-3/4" US26D AUG NC ASA IC	024264
3480 2-3/4" US26D AUG SCC KD ASA	027993
3480 2-3/4" US26D WTN NC ASA IC	182639
3480 2-3/4" US26D WTN NC ASA IC	098651
3480 2-3/4" US26D WTN SCC KD ASA	012478
3480 2-3/4" US3 ARC NC ASA IC	037516
3480 2-3/4" US3 ARC SCC KD ASA	012493
3480 2-3/4" US3 AUG NC ASA IC	024233
3480 2-3/4" US3 AUG SCC KD ASA	027990
3480 2-3/4" US3 WTN NC ASA IC	037444
3480 2-3/4" US3 WTN SCC KD ASA	012481
3480 2-3/4" US4 ARC NC ASA IC	037408
3480 2-3/4" US4 ARC SCC KD ASA	012494
3480 2-3/4" US4 AUG NC ASA IC	024187
3480 2-3/4" US4 AUG SCC KD ASA	027988
3480 2-3/4" US4 WTN NC ASA IC	037388
3480 2-3/4" US4 WTN SCC KD ASA	012482

3495

3495 2-3/4" US10 ARC NC ASA IC	006810
3495 2-3/4" US10 ARC SCC KD ASA	007195
3495 2-3/4" US10 AUG NC ASA IC	006739
3495 2-3/4" US10 AUG SCC KD ASA	006847
3495 2-3/4" US10 WTN NC ASA IC	006765
3495 2-3/4" US10 WTN SCC KD ASA	007081
3495 2-3/4" US10B ARC NC ASA IC	006803
3495 2-3/4" US10B ARC SCC KD ASA	007192
3495 2-3/4" US10B AUG NC ASA IC	006738
3495 2-3/4" US10B AUG SCC KD ASA	006846
3495 2-3/4" US10B WTN NC ASA IC	006758
3495 2-3/4" US10B WTN SCC KD ASA	007074
3495 2-3/4" US26 ARC NC ASA IC	006798
3495 2-3/4" US26 ARC SCC KD ASA	007182
3495 2-3/4" US26 AUG NC ASA IC	006735
3495 2-3/4" US26 AUG SCC KD ASA	006841
3495 2-3/4" US26 WTN NC ASA IC	006754
3495 2-3/4" US26 WTN SCC KD ASA	007071
3495 2-3/4" US26D ARC LF ASA LFIC	187499
3495 2-3/4" US26D ARC NC ASA IC	006797
3495 2-3/4" US26D ARC SCC KD ASA	007180
3495 2-3/4" US26D AUG LF ASA LFIC	111736
3495 2-3/4" US26D AUG NC ASA IC	006705
3495 2-3/4" US26D AUG SCC KD ASA	006840
3495 2-3/4" US26D WTN NLF ASA LFIC	182640
3495 2-3/4" US26D WTN NC ASA IC	006753
3495 2-3/4" US26D WTN SCC KD ASA	007070
3495 2-3/4" US3 ARC NC ASA IC	007292
3495 2-3/4" US3 ARC SCC KD ASA	007295
3495 2-3/4" US3 AUG NC ASA IC	006745
3495 2-3/4" US3 AUG SCC KD ASA	007063
3495 2-3/4" US3 WTN NC ASA IC	006795
3495 2-3/4" US3 WTN SCC KD ASA	007176
3495 2-3/4" US4 ARC NC ASA IC	006819
3495 2-3/4" US4 ARC SCC KD ASA	007199
3495 2-3/4" US4 AUG NC ASA IC	006743
3495 2-3/4" US4 AUG SCC KD ASA	006848
3495 2-3/4" US4 WTN NC ASA IC	006792
3495 2-3/4" US4 WTN SCC KD ASA	007170

34K

34K1 2-3/4" US10B ARC NC ASA IC	194602
34K1 2-3/4" US10B ARC SCC KD ASA	194600
34K1 2-3/4" US10B AUG NC ASA IC	194606
34K1 2-3/4" US10B AUG SCC KD ASA	194604
34K1 2-3/4" US10B AUG SCC KD ASA	190236
34K1 2-3/4" US10B WTN SCC KD ASA	190233
34K1 2-3/4" US26D ARC NC ASA IC (REV 1)	N/A
34K1 2-3/4" US26D ARC SCC KD ASA (REV 1)	N/A
34K1 2-3/4" US26D WTN NC ASA IC (REV 1)	N/A
34K1 2-3/4" US26D WTN SCC KD ASA (REV 1)	N/A
34K2 2-3/4" US10B ARC NC ASA IC	95455
34K2 2-3/4" US10B ARC SCC KD ASA	95473
34K2 2-3/4" US10B AUG NC ASA IC	95437
34K2 2-3/4" US10B AUG SCC KD ASA	95440



34K

34K2 2-3/4" US10B WTN NC ASA IC	191663
34K2 2-3/4" US10B WTN SCC KD ASA	191659
34K2 2-3/4" US26D ARC NC ASA IC	N/A
34K2 2-3/4" US26D ARC SCC KD ASA	N/A
34K2 2-3/4" US26D AUG SCC KD ASA	N/A
34K2 2-3/4" US26D WTN NC ASA IC	N/A
34K2 2-3/4" US26D WTN SCC KD ASA	N/A

3510

3510 2-3/4" US10 ARC ASA	.000319
3510 2-3/4" US10 AUG ASA	.038966
3510 2-3/4" US10 WTN ASA	.000261
3510 2-3/4" US10B ARC ASA	000320
3510 2-3/4" US10B AUG ASA	.037082
3510 2-3/4" US10B WTN ASA	000262
3510 2-3/4" US26 ARC ASA	.000316
3510 2-3/4" US26 AUG ASA	.036933
3510 2-3/4" US26 WTN ASA	.000258
3510 2-3/4" US26D ARC ASA	000313
3510 2-3/4" US26D AUG ASA	036892
3510 2-3/4" US26D WTN ASA	000256
3510 2-3/4" US3 ARC ASA	.000317
3510 2-3/4" US3 AUG ASA	.036825
3510 2-3/4" US3 WTN ASA	.000259
3510 2-3/4" US4 ARC ASA	.000318
3510 2-3/4" US4 AUG ASA	.036813
3510 2-3/4" US4 WTN ASA	.000260
3510 2-3/4" US3 APL ASA	.091147
3510 2-3/4" US32D APL ASA	091148

3517

3517 US10 ARC	.000329
3517 US10 AUG	.027799
3517 US10 WTN	.000277
3517 US10B ARC	.111284
3517 US10B AUG	.111285
3517 US10B WTN	.111286
3517 US26 ARC	.000322
3517 US26 AUG	.027791
3517 US26 WTN	.111288
3517 US26D ARC	111289
3517 US26D AUG	111290
3517 US26D WTN	111291
3517 US3 ARC	.000323
3517 US3 AUG	.027775
3517 US3 WTN	.111294
3517 US4 ARC	.000325
3517 US4 AUG	.027768
3517 US4 WTN	.000276
3517 US3 APL	.000102
3517 US32D APL	.000105

3525

3525 2-3/4" US10 ARC ASA	.095545
3525 2-3/4" US10 AUG ASA	.038501
3525 2-3/4" US10 WTN ASA	.095536

3525

3525 2-3/4" US10B ARC ASA	.095546
3525 2-3/4" US10B AUG ASA	.038434
3525 2-3/4" US10B WTN ASA	.095537
3525 2-3/4" US26 ARC ASA	.095547
3525 2-3/4" US26 AUG ASA	.038492
3525 2-3/4" US26 WTN ASA	.095543
3525 2-3/4" US26D ARC ASA	.095550
3525 2-3/4" US26D AUG ASA	.038430
3525 2-3/4" US26D WTN ASA	095544
3525 2-3/4" US3 ARC ASA	.095533
3525 2-3/4" US3 AUG ASA	.038519
3525 2-3/4" US3 WTN ASA	.095532
3525 2-3/4" US4 ARC ASA	.095534
3525 2-3/4" US4 AUG ASA	.038390
3525 2-3/4" US4 WTN ASA	.095535

3527

3527 US10 ARC	.111169
3527 US10 AUG	.111189
3527 US10 WTN	.111191
3527 US10B ARC	.111192
3527 US10B AUG	.111193
3527 US10B WTN	.111194
3527 US26 ARC	.111195
3527 US26 AUG	.111196
3527 US26 WTN	.111197
3527 US26D ARC	.111198
3527 US26D AUG	.111199
3527 US26D WTN	.111200
3527 US3 ARC	.111201
3527 US3 AUG	.111202
3527 US3 WTN	.111203
3527 US4 ARC	.111205
3527 US4 AUG	.111206
3527 US4 WTN	.111204

3540

3540 2-3/4" US10 ARC ASA	.000311
3540 2-3/4" US10 AUG ASA	.038384
3540 2-3/4" US10 WTN ASA	.000252
3540 2-3/4" US10B ARC ASA	000312
3540 2-3/4" US10B AUG ASA	.038280
3540 2-3/4" US10B WTN ASA	000254
3540 2-3/4" US26 ARC ASA	.000308
3540 2-3/4" US26 AUG ASA	.038266
3540 2-3/4" US26 WTN ASA	.000248
3540 2-3/4" US26D ARC ASA	000307
3540 2-3/4" US26D AUG ASA	038034
3540 2-3/4" US26D WTN ASA	000247
3540 2-3/4" US3 ARC ASA	.000309
3540 2-3/4" US3 AUG ASA	.037999
3540 2-3/4" US3 WTN ASA	.000249
3540 2-3/4" US4 ARC ASA	.000310
3540 2-3/4" US4 AUG ASA	.037979
3540 2-3/4" US4 WTN ASA	.000250
3540 2-3/4" US3 APL ASA	.091121
3540 2-3/4" US32D APL ASA	091146

3550

3550 2-3/4" US10 ARC NC ASA IC	.037229
3550 2-3/4" US10 ARC SCC KD ASA	.037173
3550 2-3/4" US10 AUG NC ASA IC	.023439
3550 2-3/4" US10 AUG SCC KD ASA	.027728
3550 2-3/4" US10 WTN NC ASA IC	.037227
3550 2-3/4" US10 WTN SCC KD ASA	.037170
3550 2-3/4" US10B ARC NC ASA IC	.037208
3550 2-3/4" US10B ARC SCC KD ASA	.037169
3550 2-3/4" US10B AUG NC ASA IC	.023588
3550 2-3/4" US10B AUG SCC KD ASA	.027729
3550 2-3/4" US10B WTN NC ASA IC	.037206
3550 2-3/4" US10B WTN SCC KD ASA	.037162
3550 2-3/4" US26 ARC NC ASA IC	.038039
3550 2-3/4" US26 ARC SCC KD ASA	.037205
3550 2-3/4" US26 AUG NC ASA IC	.023554
3550 2-3/4" US26 AUG SCC KD ASA	.027726
3550 2-3/4" US26 WTN NC ASA IC	.037256
3550 2-3/4" US26 WTN SCC KD ASA	.037203
3550 2-3/4" US26D ARC NC ASA IC	.098290
3550 2-3/4" US26D ARC SCC KD ASA	098325
3550 2-3/4" US26D AUG NC ASA IC	.023493
3550 2-3/4" US26D AUG SCC KD ASA	027719
3550 2-3/4" US26D WTN NC ASA IC	098291
3550 2-3/4" US26D WTN SCC KD ASA	098329
3550 2-3/4" US3 ARC NC ASA IC	.037245
3550 2-3/4" US3 ARC SCC KD ASA	.050365
3550 2-3/4" US3 AUG NC ASA IC	.023438
3550 2-3/4" US3 AUG SCC KD ASA	.027713
3550 2-3/4" US3 WTN NC ASA IC	.037234
3550 2-3/4" US3 WTN SCC KD ASA	.037202
3550 2-3/4" US4 ARC NC ASA IC	.037232
3550 2-3/4" US4 ARC SCC KD ASA	.037200
3550 2-3/4" US4 AUG NC ASA IC	.023453
3550 2-3/4" US4 AUG SCC KD ASA	.027704
3550 2-3/4" US4 WTN NC ASA IC	.037230
3550 2-3/4" US4 WTN SCC KD ASA	.037191

3553

3553 2-3/4" US10 ARC NC ASA IC	.048993
3553 2-3/4" US10 ARC SCC KD ASA	.000290
3553 2-3/4" US10 AUG NC ASA IC	.023437
3553 2-3/4" US10 AUG SCC KD ASA	.027702
3553 2-3/4" US10 WTN NC ASA IC	.037888
3553 2-3/4" US10 WTN SCC KD ASA	.000095
3553 2-3/4" US10B ARC NC ASA IC	.037159
3553 2-3/4" US10B ARC SCC KD ASA	000291
3553 2-3/4" US10B AUG NC ASA IC	.023436
3553 2-3/4" US10B AUG SCC KD ASA	.027701
3553 2-3/4" US10B WTN NC ASA IC	.045784
3553 2-3/4" US10B WTN SCC KD ASA	000096
3553 2-3/4" US26 ARC NC ASA IC	.161159
3553 2-3/4" US26 ARC SCC KD ASA	.000286
3553 2-3/4" US26 AUG NC ASA IC	.023435
3553 2-3/4" US26 AUG SCC KD ASA	.027684
3553 2-3/4" US26 WTN NC ASA IC	.014395
3553 2-3/4" US26 WTN SCC KD ASA	.000092

3553

3553 2-3/4" US26D ARC NC ASA IC	.098289
3553 2-3/4" US26D ARC SCC KD ASA	000284
3553 2-3/4" US26D AUG NC ASA IC	.023393
3553 2-3/4" US26D AUG SCC KD ASA	027683
3553 2-3/4" US26D WTN NC ASA IC	098655
3553 2-3/4" US26D WTN SCC KD ASA	000091
3553 2-3/4" US3 ARC NC ASA IC	.053986
3553 2-3/4" US3 ARC SCC KD ASA	.000288
3553 2-3/4" US3 AUG NC ASA IC	.023377
3553 2-3/4" US3 AUG SCC KD ASA	.027682
3553 2-3/4" US3 WTN NC ASA IC	.084942
3553 2-3/4" US3 WTN SCC KD ASA	.000093
3553 2-3/4" US4 ARC NC ASA IC	.086632
3553 2-3/4" US4 ARC SCC KD ASA	.000289
3553 2-3/4" US4 AUG NC ASA IC	.023296
3553 2-3/4" US4 AUG SCC KD ASA	.027677
3553 2-3/4" US4 WTN NC ASA IC	.037153
3553 2-3/4" US4 WTN SCC KD ASA	.000094
3553 2-3/4" US3 APL SCC KD ASA	.090526
3553 2-3/4" US32D APL NC ASA IC	.117596
3553 2-3/4" US32D APL SCC KD ASA	091096

3570

3570 2-3/4" US10 ARC NC ASA IC	.144716
3570 2-3/4" US10 ARC SCC KD ASA	.144417
3570 2-3/4" US10 AUG SCC KD ASA	.144719
3570 2-3/4" US10 WTN NC ASA IC	.144720
3570 2-3/4" US10 WTN SCC KD ASA	.144721
3570 2-3/4" US10B ARC NC ASA IC	.144722
3570 2-3/4" US10B ARC SCC KD ASA	.144723
3570 2-3/4" US10B AUG NC ASA IC	.144724
3570 2-3/4" US10B AUG SCC KD ASA	.144725
3570 2-3/4" US10B WTN NC ASA IC	.144726
3570 2-3/4" US10B WTN SCC KD ASA	144711
3570 2-3/4" US26 ARC SCC KD ASA	.144728
3570 2-3/4" US26 AUG NC ASA IC	.144729
3570 2-3/4" US26 AUG SCC KD ASA	.144730
3570 2-3/4" US26 WTN NC ASA IC	.144731
3570 2-3/4" US26 WTN SCC KD ASA	.144732
3570 2-3/4" US26D ARC NC ASA IC	.144734
3570 2-3/4" US26D ARC SCC KD ASA	144712
3570 2-3/4" US26D AUG NC ASA IC	.144735
3570 2-3/4" US26D AUG SCC KD ASA	144736
3570 2-3/4" US26D WTN NC ASA IC	.144713
3570 2-3/4" US26D WTN SCC KD ASA	144714
3570 2-3/4" US3 ARC NC ASA IC	.144737
3570 2-3/4" US3 ARC SCC KD ASA	.144738
3570 2-3/4" US3 AUG NC ASA IC	.144740
3570 2-3/4" US3 AUG SCC KD ASA	.144741
3570 2-3/4" US3 WTN NC ASA IC	.144742
3570 2-3/4" US3 WTN SCC KD ASA	.144743
3570 2-3/4" US4 ARC NC ASA IC	.144744
3570 2-3/4" US4 ARC SCC KD ASA	.144745
3570 2-3/4" US4 AUG NC ASA IC	.144746
3570 2-3/4" US4 AUG SCC KD ASA	.144747
3570 2-3/4" US4 WTN NC ASA IC	.97056



3570

3570 2-3/4" US4 WTN SCC KD ASA	144749
3570 2-3/4" US3 APL SCC KD ASA	144739
3570 2-3/4" US32D APL SCC KD ASA	144715
3573	
3573 2-3/4" US10 ARC NC ASA IC (REV1)	138416
3573 2-3/4" US10 ARC SCC KD ASA (REV1)	138417
3573 2-3/4" US10 AUG NC ASA IC (REV1)	138418
3573 2-3/4" US10 AUG SCC KD ASA (REV1)	138419
3573 2-3/4" US10 WTN NC ASA IC (REV1)	138420
3573 2-3/4" US10 WTN SCC KD ASA (REV1)	138421
3573 2-3/4" US10B ARC NC ASA IC (REV1)	138422
3573 2-3/4" US10B ARC SCC KD ASA (REV1)	138423
3573 2-3/4" US10B AUG NC ASA IC (REV1)	138424
3573 2-3/4" US10B AUG SCC KD ASA (REV1)	138426
3573 2-3/4" US10B WTN NC ASA IC (REV1)	138427
3573 2-3/4" US10B WTN SCC KD ASA (REV1)	138428
3573 2-3/4" US26 ARC NC ASA IC (REV1)	138429
3573 2-3/4" US26 ARC SCC KD ASA (REV1)	138430
3573 2-3/4" US26 AUG NC ASA IC (REV1)	138431
3573 2-3/4" US26 AUG SCC KD ASA (REV1)	138432
3573 2-3/4" US26 WTN NC ASA IC (REV1)	138433
3573 2-3/4" US26 WTN SCC KD ASA (REV1)	138434
3573 2-3/4" US26D ARC NC ASA IC (REV1)	138405
3573 2-3/4" US26D ARC SCC KD ASA (REV1)	138435
3573 2-3/4" US26D AUG NC ASA IC (REV1)	138407
3573 2-3/4" US26D AUG SCC KD ASA (REV1)	138409
3573 2-3/4" US26D WTN NC ASA IC (REV1)	138441
3573 2-3/4" US26D WTN SCC KD ASA (REV1)	138412
3573 2-3/4" US3 ARC NC ASA IC (REV1)	138448
3573 2-3/4" US3 ARC SCC KD ASA (REV1)	138449
3573 2-3/4" US3 AUG NC ASA IC (REV1)	138450
3573 2-3/4" US3 AUG SCC KD ASA (REV1)	138452
3573 2-3/4" US3 WTN NC ASA IC (REV1)	138453
3573 2-3/4" US3 WTN SCC KD ASA (REV1)	138454
3573 2-3/4" US4 ARC NC ASA IC (REV1)	138455
3573 2-3/4" US4 ARC SCC KD ASA (REV1)	138456
3573 2-3/4" US4 AUG NC ASA IC (REV1)	138457
3573 2-3/4" US4 AUG SCC KD ASA (REV1)	138458
3573 2-3/4" US4 WTN NC ASA IC (REV1)	138459
3573 2-3/4" US4 WTN SCC KD ASA (REV1)	138460

3579

3579 2-3/4" US10 ARC SCC KD ASA095564
3579 2-3/4" US10 AUG NC ASA IC023240
3579 2-3/4" US10 AUG SCC KD ASA027417
3579 2-3/4" US10 WTN SCC KD ASA095555
3579 2-3/4" US10B ARC SCC KD ASA095563
3579 2-3/4" US10B AUG NC ASA IC023129
3579 2-3/4" US10B AUG SCC KD ASA027411
3579 2-3/4" US10B WTN NC ASA IC	100241
3579 2-3/4" US10B WTN SCC KD ASA095556
3579 2-3/4" US26 ARC SCC KD ASA095560
3579 2-3/4" US26 AUG NC ASA IC023053
3579 2-3/4" US26 AUG SCC KD ASA027410
3579 2-3/4" US26 WTN SCC KD ASA095557
3579 2-3/4" US26D ARC NC ASA IC098284

3579

3579 2-3/4" US26D ARC SCC KD ASA095559
3579 2-3/4" US26D AUG NC ASA IC023041
3579 2-3/4" US26D AUG SCC KD ASA027408
3579 2-3/4" US26D WTN NC ASA IC098285
3579 2-3/4" US26D WTN SCC KD ASA095558
3579 2-3/4" US3 ARC SCC KD ASA095566
3579 2-3/4" US3 AUG NC ASA IC022986
3579 2-3/4" US3 AUG SCC KD ASA027420
3579 2-3/4" US3 WTN SCC KD ASA095552
3579 2-3/4" US4 ARC SCC KD ASA095565
3579 2-3/4" US4 AUG NC ASA IC023241
3579 2-3/4" US4 AUG SCC KD ASA027421
3579 2-3/4" US4 WTN SCC KD ASA095553

3580

3580 2-3/4" US10 ARC NC ASA IC037088
3580 2-3/4" US10 ARC SCC KD ASA000305
3580 2-3/4" US10 AUG NC ASA IC022937
3580 2-3/4" US10 AUG SCC KD ASA027351
3580 2-3/4" US10 WTN NC ASA IC037034
3580 2-3/4" US10 WTN SCC KD ASA000156
3580 2-3/4" US10B ARC NC ASA IC037031
3580 2-3/4" US10B ARC SCC KD ASA000306
3580 2-3/4" US10B AUG NC ASA IC022831
3580 2-3/4" US10B AUG SCC KD ASA027349
3580 2-3/4" US10B WTN NC ASA IC037018
3580 2-3/4" US10B WTN SCC KD ASA	000160
3580 2-3/4" US26 ARC NC ASA IC037752
3580 2-3/4" US26 ARC SCC KD ASA000301
3580 2-3/4" US26 AUG NC ASA IC022737
3580 2-3/4" US26 AUG SCC KD ASA027347
3580 2-3/4" US26 WTN NC ASA IC037103
3580 2-3/4" US26 WTN SCC KD ASA000144
3580 2-3/4" US26D ARC NC ASA IC098286
3580 2-3/4" US26D ARC SCC KD ASA	000300
3580 2-3/4" US26D AUG NC ASA IC022700
3580 2-3/4" US26D AUG SCC KD ASA	027338
3580 2-3/4" US26D WTN NC ASA IC	098652
3580 2-3/4" US26D WTN SCC KD ASA	000143
3580 2-3/4" US3 ARC NC ASA IC037098
3580 2-3/4" US3 ARC SCC KD ASA000302
3580 2-3/4" US3 AUG NC ASA IC022615
3580 2-3/4" US3 AUG SCC KD ASA027337
3580 2-3/4" US3 WTN NC ASA IC084892
3580 2-3/4" US3 WTN SCC KD ASA000154
3580 2-3/4" US4 ARC NC ASA IC086636
3580 2-3/4" US4 ARC SCC KD ASA000303
3580 2-3/4" US4 AUG NC ASA IC022602
3580 2-3/4" US4 AUG SCC KD ASA027328
3580 2-3/4" US4 WTN NC ASA IC037089
3580 2-3/4" US4 WTN SCC KD ASA000155
3580 2-3/4" US3 APL SCC KD ASA090565
3580 2-3/4" US32D APL SCC KD ASA	091101

3610

3610 ADJ 2-3/8 TO 2-3/4 US10 ARC ASA092398
3610 ADJ 2-3/8 TO 2-3/4 US10 AUG ASA027301

|

3610

3610 ADJ 2-3/8 TO 2-3/4 US10 WTN ASA092402
3610 ADJ 2-3/8 TO 2-3/4 US10B ARC ASA092404
3610 ADJ 2-3/8 TO 2-3/4 US10B AUG ASA027299
3610 ADJ 2-3/8 TO 2-3/4 US10B WTN ASA092403
3610 ADJ 2-3/8 TO 2-3/4 US26 ARC ASA092406
3610 ADJ 2-3/8 TO 2-3/4 US26 AUG ASA027295
3610 ADJ 2-3/8 TO 2-3/4 US26 WTN ASA092405
3610 ADJ 2-3/8 TO 2-3/4 US26D ARC ASA	092408
3610 ADJ 2-3/8 TO 2-3/4 US26D AUG ASA027294
3610 ADJ 2-3/8 TO 2-3/4 US26D WTN ASA092410
3610 ADJ 2-3/8 TO 2-3/4 US3 ARC ASA092416
3610 ADJ 2-3/8 TO 2-3/4 US3 AUG ASA027292
3610 ADJ 2-3/8 TO 2-3/4 US3 WTN ASA092411
3610 ADJ 2-3/8 TO 2-3/4 US4 ARC ASA092418
3610 ADJ 2-3/8 TO 2-3/4 US4 AUG ASA027291
3610 ADJ 2-3/8 TO 2-3/4 US4 WTN ASA092419

3617

3617 US10 ARC013176
3617 US10 AUG027277
3617 US10 WTN013170
3617 US10B ARC013175
3617 US10B AUG027275
3617 US10B WTN013169
3617 US26 ARC013172
3617 US26 AUG027276
3617 US26 WTN013166
3617 US26D ARC013171
3617 US26D AUG027272
3617 US26D WTN	013165
3617 US3 ARC013173
3617 US3 AUG027262
3617 US3 WTN013167
3617 US4 ARC013174
3617 US4 AUG027278
3617 US4 WTN013168

3640

3640 ADJ 2-3/8 TO 2-3/4 US10 ARC ASA092422
3640 ADJ 2-3/8 TO 2-3/4 US10 AUG ASA027238
3640 ADJ 2-3/8 TO 2-3/4 US10 WTN ASA092421
3640 ADJ 2-3/8 TO 2-3/4 US10B ARC ASA092423
3640 ADJ 2-3/8 TO 2-3/4 US10B AUG ASA027232
3640 ADJ 2-3/8 TO 2-3/4 US10B WTN ASA092424
3640 ADJ 2-3/8 TO 2-3/4 US26 ARC ASA092428
3640 ADJ 2-3/8 TO 2-3/4 US26 AUG ASA027230
3640 ADJ 2-3/8 TO 2-3/4 US26 WTN ASA092427
3640 ADJ 2-3/8 TO 2-3/4 US26D ARC ASA	092429
3640 ADJ 2-3/8 TO 2-3/4 US26D AUG ASA027229
3640 ADJ 2-3/8 TO 2-3/4 US26D WTN ASA	092430
3640 ADJ 2-3/8 TO 2-3/4 US3 ARC ASA092431
3640 ADJ 2-3/8 TO 2-3/4 US3 AUG ASA027227
3640 ADJ 2-3/8 TO 2-3/4 US3 WTN ASA092433
3640 ADJ 2-3/8 TO 2-3/4 US4 ARC ASA092435
3640 ADJ 2-3/8 TO 2-3/4 US4 AUG ASA027225
3640 ADJ 2-3/8 TO 2-3/4 US4 WTN ASA092434

3653

3653 ADJ 2-3/8 TO 2-3/4 US10 ARC NC ASA IC193999
3653 ADJ 2-3/8 TO 2-3/4 US10 ARC SCC KD ASA092436
3653 ADJ 2-3/8 TO 2-3/4 US10 AUG NC ASA IC194000
3653 ADJ 2-3/8 TO 2-3/4 US10 AUG SCC KD ASA026938
3653 ADJ 2-3/8 TO 2-3/4 US10 WTN NC ASA IC194001
3653 ADJ 2-3/8 TO 2-3/4 US10 WTN SCC KD ASA092439
3653 ADJ 2-3/8 TO 2-3/4 US10B ARC NC ASA IC194003
3653 ADJ 2-3/8 TO 2-3/4 US10B ARC SCC KD ASA092440
3653 ADJ 2-3/8 TO 2-3/4 US10B AUG NC ASA IC194005
3653 ADJ 2-3/8 TO 2-3/4 US10B AUG SCC KD ASA026695
3653 ADJ 2-3/8 TO 2-3/4 US10B WTN NC ASA IC194007
3653 ADJ 2-3/8 TO 2-3/4 US10B WTN SCC KD ASA092452
3653 ADJ 2-3/8 TO 2-3/4 US26 ARC NC ASA IC194011
3653 ADJ 2-3/8 TO 2-3/4 US26 ARC SCC KD ASA092442
3653 ADJ 2-3/8 TO 2-3/4 US26 AUG NC ASA IC194015
3653 ADJ 2-3/8 TO 2-3/4 US26 AUG SCC KD ASA026868
3653 ADJ 2-3/8 TO 2-3/4 US26 WTN NC ASA IC194016
3653 ADJ 2-3/8 TO 2-3/4 US26 WTN SCC KD ASA092450
3653 ADJ 2-3/8 TO 2-3/4 US26D ARC NC ASA IC194023
3653 ADJ 2-3/8 TO 2-3/4 US26D ARC SCC KD ASA	092443
3653 ADJ 2-3/8 TO 2-3/4 US26D AUG NC ASA IC194027
3653 ADJ 2-3/8 TO 2-3/4 US26D AUG SCC KD ASA026836
3653 ADJ 2-3/8 TO 2-3/4 US26D WTN NC ASA IC194031
3653 ADJ 2-3/8 TO 2-3/4 US26D WTN SCC KD ASA	092449
3653 ADJ 2-3/8 TO 2-3/4 US3 ARC NC ASA IC194037
3653 ADJ 2-3/8 TO 2-3/4 US3 ARC SCC KD ASA092444
3653 ADJ 2-3/8 TO 2-3/4 US3 AUG NC ASA IC194038
3653 ADJ 2-3/8 TO 2-3/4 US3 AUG SCC KD ASA026788
3653 ADJ 2-3/8 TO 2-3/4 US3 WTN NC ASA IC194039
3653 ADJ 2-3/8 TO 2-3/4 US3 WTN SCC KD ASA092447
3653 ADJ 2-3/8 TO 2-3/4 US4 ARC NC ASA IC194040
3653 ADJ 2-3/8 TO 2-3/4 US4 ARC SCC KD ASA092445
3653 ADJ 2-3/8 TO 2-3/4 US4 AUG NC ASA IC194042
3653 ADJ 2-3/8 TO 2-3/4 US4 AUG SCC KD ASA026834
3653 ADJ 2-3/8 TO 2-3/4 US4 WTN NC ASA IC194044
3653 ADJ 2-3/8 TO 2-3/4 US4 WTN SCC KD ASA092446

3670

3670 ADJ 2-3/8 TO 2-3/4 US10 ARC NC ASA IC127307
3670 ADJ 2-3/8 TO 2-3/4 US10 ARC SCC KD ASA127308
3670 ADJ 2-3/8 TO 2-3/4 US10 AUG NC ASA IC127309
3670 ADJ 2-3/8 TO 2-3/4 US10 AUG SCC KD ASA127310
3670 ADJ 2-3/8 TO 2-3/4 US10 WTN NC ASA IC127311
3670 ADJ 2-3/8 TO 2-3/4 US10 WTN SCC KD ASA127312
3670 ADJ 2-3/8 TO 2-3/4 US10B ARC NC ASA IC127291
3670 ADJ 2-3/8 TO 2-3/4 US10B ARC SCC KD ASA127292
3670 ADJ 2-3/8 TO 2-3/4 US10B AUG NC ASA IC127293
3670 ADJ 2-3/8 TO 2-3/4 US10B AUG SCC KD ASA127294
3670 ADJ 2-3/8 TO 2-3/4 US10B WTN NC ASA IC127295
3670 ADJ 2-3/8 TO 2-3/4 US10B WTN SCC KD ASA127296
3670 ADJ 2-3/8 TO 2-3/4 US26 ARC NC ASA IC127313
3670 ADJ 2-3/8 TO 2-3/4 US26 ARC SCC KD ASA127314
3670 ADJ 2-3/8 TO 2-3/4 US26 AUG NC ASA IC127315
3670 ADJ 2-3/8 TO 2-3/4 US26 AUG SCC KD ASA127316
3670 ADJ 2-3/8 TO 2-3/4 US26 WTN NC ASA IC127317
3670 ADJ 2-3/8 TO 2-3/4 US26 WTN SCC KD ASA127318
3670 ADJ 2-3/8 TO 2-3/4 US26D ARC NC ASA IC127279



3670

3670 ADJ 2-3/8 TO 2-3/4 US26D ARC SCC KD ASA	127280
3670 ADJ 2-3/8" - 2-3/4" US26D AUG NC ASA IC	127281
3670 ADJ 2-3/8" - 2-3/4" US26D AUG SCC KD ASA.	127282
3670 ADJ 2-3/8" - 2-3/4" US26D WTN NC ASA IC	127283
3670 ADJ 2-3/8 - 2-3/4 US26D WTN SCC KD ASA	127284
3670 ADJ 2-3/8" - 2-3/4" US3 ARC NC ASA IC	127319
3670 ADJ 2-3/8" - 2-3/4" US3 ARC SCC KD ASA.	127320
3670 ADJ 2-3/8" - 2-3/4" US3 AUG NC ASA IC	127321
3670 ADJ 2-3/8" - 2-3/4" US3 AUG SCC KD ASA.	127322
3670 ADJ 2-3/8" - 2-3/4" US3 WTN NC ASA IC	127323
3670 ADJ 2-3/8" - 2-3/4" US3 WTN SCC KD ASA	127324
3670 ADJ 2-3/8" - 2-3/4" US4 ARC NC ASA IC	127325
3670 ADJ 2-3/8" - 2-3/4" US4 ARC SCC KD ASA.	127326
3670 ADJ 2-3/8" - 2-3/4" US4 AUG NC ASA IC.	127327
3670 ADJ 2-3/8" - 2-3/4" US4 AUG SCC KD ASA.	127328
3670 ADJ 2-3/8" - 2-3/4" US4 WTN NC ASA IC	127329
3670 ADJ 2-3/8" - 2-3/4" US4 WTN SCC KD ASA	127330

3680

3680 ADJ 2-3/8" - 2-3/4" US10 ARC NC ASA IC	194114
3680 ADJ 2-3/8" - 2-3/4" US10 ARC SCC KD ASA.	127332
3680 ADJ 2-3/8" - 2-3/4" US10 AUG NC ASA IC	194115
3680 ADJ 2-3/8" - 2-3/4" US10 AUG SCC KD ASA.	127334
3680 ADJ 2-3/8" - 2-3/4" US10 WTN NC ASA IC	194116
3680 ADJ 2-3/8" - 2-3/4" US10 WTN SCC KD ASA	127336
3680 ADJ 2-3/8" - 2-3/4" US10B ARC NC ASA IC	194117
3680 ADJ 2-3/8" - 2-3/4" US10B ARC SCC KD ASA.	127298
3680 ADJ 2-3/8" - 2-3/4" US10B AUG NC ASA IC	194118
3680 ADJ 2-3/8" - 2-3/4" US10B AUG SCC KD ASA.	127300
3680 ADJ 2-3/8" - 2-3/4" US10B WTN NC ASA IC	194119
3680 ADJ 2-3/8" - 2/3/4" US10B WTN SCC KD ASA	127302
3680 ADJ 2-3/8" - 2-3/4" US26 ARC NC ASA IC	194120
3680 ADJ 2-3/8" - 2-3/4" US26 ARC SCC KD ASA.	127338
3680 ADJ 2-3/8" - 2-3/4" US26 AUG NC ASA IC	194121
3680 ADJ 2-3/8" - 2-3/4" US26 AUG SCC KD ASA.	127340
3680 ADJ 2-3/8" - 2-3/4" US26 WTN NC ASA IC	194122
3680 ADJ 2-3/8" - 2-3/4" US26 WTN SCC KD ASA	127342
3680 ADJ 2-3/8" - 2-3/4" US26D ARC NC ASA IC	194123
3680 ADJ 2-3/8 - 2-3/4 US26D ARC SCC KD ASA	127286
3680 ADJ 2-3/8" - 2-3/4" US26D AUG NC ASA IC	194130
3680 ADJ 2-3/8" - 2-3/4" US26D AUG SCC KD ASA.	127288
3680 ADJ 2-3/8" - 2-3/4" US26D WTN NC ASA IC	194134

3680 ADJ 2-3/8 - 2-3/4 US26D WTN SCC KD ASA 127290

3680 ADJ 2-3/8" - 2-3/4" US3 ARC NC ASA IC	194139
3680 ADJ 2-3/8" - 2-3/4" US3 ARC SCC KD ASA.	127344
3680 ADJ 2-3/8" TO 2-3/4" US3 AUG NC ASA IC	194140
3680 ADJ 2-3/8" - 2-3/4" US3 AUG SCC KD ASA.	127346
3680 ADJ 2-3/8" - 2-3/4" US3 WTN NC ASA IC	194141
3680 ADJ 2-3/8" - 2-3/4" US3 WTN SCC KD ASA	127348
3680 ADJ 2-3/8" - 2-3/4" US4 ARC NC ASA IC.	194142
3680 ADJ 2-3/8" - 2-3/4" US4 ARC SCC KD ASA.	127350
3680 ADJ 2-3/8" - 2-3/4" US4 AUG NC ASA IC	194143
3680 ADJ 2-3/8" - 2-3/4" US4 AUG SCC KD ASA.	127352
3680 ADJ 2-3/8" - 2-3/4" US4 WTN NC ASA IC.	194145
3680 ADJ 2-3/8" 1 2-3/4" US4 WTN SCC KD ASA	127354

3710

3710 2-3/4" US10 ARC NC TEE IC005277
3710 2-3/4" US10 ARC SCC KD TEE005365
3710 2-3/4" US10 AUG NC TEE IC005268
3710 2-3/4" US10 AUG SCC KD TEE.005328
3710 2-3/4" US10 WTN NC TEE IC005287
3710 2-3/4" US10 WTN SCC KD TEE.005663
3710 2-3/4" US10B ARC NC TEE IC005275
3710 2-3/4" US10B ARC SCC KD TEE005363
3710 2-3/4" US10B AUG NC TEE IC005267
3710 2-3/4" US10B AUG SCC KD TEE.005316
3710 2-3/4" US10B WTN NC TEE IC005242
3710 2-3/4" US10B WTN SCC KD TEE005656
3710 2-3/4" US26 ARC NC TEE IC005274
3710 2-3/4" US26 ARC SCC KD TEE.005355
3710 2-3/4" US26 AUG NC TEE IC005263
3710 2-3/4" US26 AUG SCC KD TEE.005303
3710 2-3/4" US26 WTN NC TEE IC005284
3710 2-3/4" US26 WTN SCC KD TEE.005651
3710 2-3/4" US26D ARC NC TEE IC005273
3710 2-3/4" US26D ARC SCC KD TEE005339
3710 2-3/4" US26D AUG NC TEE IC005262
3710 2-3/4" US26D AUG SCC KD TEE.005302
3710 2-3/4" US26D WTN NC TEE IC005283
3710 2-3/4" US26D WTN SCC KD TEE005623
3710 2-3/4" US3 ARC NC TEE IC005282
3710 2-3/4" US3 ARC SCC KD TEE005369
3710 2-3/4" US3 AUG NC TEE IC005272
3710 2-3/4" US3 AUG SCC KD TEE005336
3710 2-3/4" US3 WTN NC TEE IC005290
3710 2-3/4" US3 WTN SCC KD TEE.005684
3710 2-3/4" US4 ARC NC TEE IC005281
3710 2-3/4" US4 ARC SCC KD TEE005368
3710 2-3/4" US4 AUG NC TEE IC005271
3710 2-3/4" US4 AUG SCC KD TEE005335
3710 2-3/4" US4 WTN NC TEE IC005289
3710 2-3/4" US4 WTN SCC KD TEE.005680

3753

3753 2-3/4" US10 WTN SCC KD TEE.115183
3753 2-3/4" US10B ARC SCC KD TEE115191
3753 2-3/4" US10B AUG NC TEE IC99508
3753 2-3/4" US10B AUG SCC KD TEE.115199
3753 2-3/4" US10B WTN NC TEE IC.31698
3753 2-3/4" US10B WTN SCC KD TEE15184
3753 2-3/4" US26 ARC SCC KD TEE115193
3753 2-3/4" US26 AUG SCC KD TEE.115201
3753 2-3/4" US26 WTN SCC KD TEE.115186
3753 2-3/4" US26D ARC SCC KD TEE115194
3753 2-3/4" US26D AUG SCC KD TEE115204
3753 2-3/4" US26D WTN SCC KD TEE115187
3753 2-3/4" US3 ARC SCC KD TEE115188
3753 2-3/4" US3 AUG SCC KD TEE115195
3753 2-3/4" US3 WTN SCC KD TEE.115181
3753 2-3/4" US4 WTN SCC KD TEE.115182

3796

3796 2-3/4" US10 WTN TEE.....	164177
3796 2-3/4" US10B ARC TEE.....	1184406
3796 2-3/4" US10B AUG TEE.....	165131
3796 2-3/4" US10B WTN TEE.....	155217
3796 2-3/4" US26 ARC TEE.....	193321
3796 2-3/4" US26 WTN TEE.....	132080
3796 2-3/4" US26D ARC TEE.....	166874
3796 2-3/4" US26D AUG TEE.....	161772
3796 2-3/4" US26D WTN TEE.....	158627
3796 2-3/4" US3 WTN TEE.....	92738
3796 2-3/4" US3 AUG TEE.....	191000
3796 2-3/4" US3 WTN TEE.....	197165
3796 2-3/4" US4 ARC TEE.....	94890
3796 2-3/4" US4 ARC TEE.....	80918

3810

3810 ESC US26D ARC.....	001029
3810 ESC US26D WLM.....	001118
3810 ESC US26D AUG.....	141107
3810 ESC US26D WTN.....	001070
3810 ESC US32D ARC.....	101244
3810 ESC US32D WLM.....	101245
3810 ESC US32D AUG.....	150016
3810 ESC US32D WLS.....	104202
3810 ESC US32D WTN.....	101242
3810 ESC US32D WTS.....	104198
3810 SECT US26D ARC.....	001035
3810 SECT US26D WLM.....	001132
3810 SECT US26D AUG.....	121368
3810 SECT US26D WTN.....	001078
3810 SECT US32D WLM.....	100652
3810 SECT US32D WLS.....	104201
3810 SECT US32D AUG.....	142537
3810 SECT US32D WTN.....	101241
3810 SECT US32D WTS.....	104197

3817

3817 ESC 26D ARC.....	101383
3817 ESC 26D WLM.....	101384
3817 ESC 26D AUG.....	186915
3817 ESC 26D WTN.....	101380
3817 ESC 32D ARC.....	101392
3817 ESC 32D WLM.....	101394
3817 ESC 32D AUG.....	176056
3817 ESC 32D WTN.....	101387
3817 SECT 26D ARC.....	101382
3817 SECT 26D WLM.....	101385
3817 SECT US26D AUG.....	122764
3817 SECT 26D WTN.....	101379
3817 SECT 32D ARC.....	101388

3817

3817 SECT 32D WLM.....	101393
3817 SECT 32D AUG.....	162223
3817 SECT 32D WTN.....	101386

3827

3827 ESC 26D ARC.....	101398
3827 ESC 26D WLM.....	101399
3827 ESC 26D AUG.....	124256
3827 ESC 26D WTN.....	101396
3827 ESC 32D ARC.....	101404
3827 ESC 32D WLM.....	101412
3827 ESC 32D AUG.....	173996
3827 ESC 32D WTN.....	101402
3827 SECT 26D ARC.....	101397
3827 SECT 26D WLM.....	101400
3827 SECT US26D AUG.....	122765
3827 SECT 26D WTN.....	101395
3827 SECT 32D ARC.....	101403
3827 SECT 32D WLM.....	101411
3827 SECT US32D WLS.....	110988
3827 SECT USU32D AUG.....	160253
3827 SECT 32D WTN.....	101401
3827 SECT US32D WTS.....	141202

3840

3840 ESC US26D ARC.....	000999
3840 ESC US26D WLM.....	000992
3840 ESC US26D AUG.....	118525
3840 ESC US26D WTN.....	001023
3840 ESC US32D ARC.....	101339
3840 ESC US32D WLM.....	101340
3840 ESC US32D WLS.....	104208
3840 ESC US32D WTN.....	101337
3840 ESC US32D WTS.....	104204
3840 SECT US26D ARC.....	001000
3840 SECT US26D WLM.....	000994
3840 SECT US26D AUG.....	122766
3840 SECT US26D WTN.....	001098
3840 SECT US32D ARC.....	101338
3840 SECT US32D WLM.....	100653
3840 SECT US32D WLS.....	104207
3840 SECT US32D AUG.....	131036
3840 SECT US32D WTN.....	101336
3840 SECT US32D WTS.....	104203

3844

3844 ESC US26D ARC.....	163963
3844 ESC US26D WLM.....	149362
3844 ESC US26D WTN.....	135035
3844 ESC US32D WLM.....	191634
3844 ESC US32D WTN.....	135357
3844 SECT US26D ARC.....	142322
3844 SECT US26D WLM.....	152401
3844 SECT US26D WTN.....	134987



3844

3844 SECT US26D WTS.	142453
3844 SECT US26D AUG.	170662
3844 SECT US32D ARC.	150965
3844 SECT US32D WTN.	135355
3844 SECT US32D WLM.	154720
3844 SECT US32D AUG.	93358

3850

3850 ESC US26D ARC.	100433
3850 ESC US26D ARC FULL6 SCC KD.	102922
3850 ESC US26D WLM.	100434
3850 ESC US26D WLM FULL6 SCC KD.	102924
3850 ESC US26D WTN.	100432
3850 ESC US26D WTN FULL6 SCC KD.	102920
3850 ESC US32D ARC.	101236
3850 ESC US32D ARC FULL6 SCC KD.	102969
3850 ESC US32D WLM.	101239
3850 ESC US32D WLM FULL6 SCC KD.	102971
3850 ESC US32D WLS.	103659
3850 ESC US32D WLS FULL6 SCC KD.	103660
3850 ESC US32D AUG FULL6 SCC KD.	146929
3850 ESC US32D WTN.	101232
3850 ESC US32D WTN FULL6 SCC KD.	102967
3850 ESC US32D WTS.	103746
3850 ESC US32D WTS FULL6 SCC KD.	103661
3850 SECT US26D ARC.	000965
3850 SECT US26D ARC FULL6 SCC KD.	102921
3850 SECT US26D WLM.	000959
3850 SECT US26D WLM FULL6 SCC KD.	102923
3850 SECT US26D AUG.	136008
3850 SECT US26D AUG FULL6 SCC KD.	122972
3850 SECT US26D WTN.	000972
3850 SECT US26D WTN FULL6 SCC KD.	102925
3850 SECT US32D ARC.	101234
3850 SECT US32D ARC FULL6 SCC KD.	102968
3850 SECT US32D WLM.	101238
3850 SECT US32D WLM FULL6 SCC KD.	102970
3850 SECT US32D WLS.	103662
3850 SECT US32D WLS FULL6 SCC KD.	103663
3850 SECT US32D AUG.	190593
3850 SECT US32D AUG FULL6 SCC KD.	121583
3850 SECT US32D WTN.	101230
3850 SECT US32D WTN FULL6 SCC KD.	102966
3850 SECT US32D WTS.	103358
3850 SECT US32D WTS FULL6 SCC KD.	103359

3853

3853 ESC US26D ARC REV 1.	115862
3853 ESC US26D ARC FULL6 SCC KD REV 1.	115630
3853 ESC US26D WLM REV 1.	115868
3853 ESC US26D WLM FULL6 SCC KD REV 1.	115631

3853

3853 ESC US26D AUG REV 1.	165082
3853 ESC US26D AUG FULL6 SCC KD REV 1.	125154
3853 ESC US26D WTN REV 1.	115873
3853 ESC US26D WTN FULL6 SCC KD.	115632
3853 ESC US32D ARC REV 1.	115878
3853 ESC US32D ARC FULL6 SCC KD REV 1.	115880
3853 ESC US32D WLM REV 1.	115883
3853 ESC US32D WLM FULL6 SCC KD REV 1.	115885
3853 ESC US32D WLS REV 1.	115890
3853 ESC US32D WLS FULL6 SCC KD REV 1.	115891
3853 ESC US32D AUG REV 1.	116214
3853 ESC US32D AUG FULL6 SCC KD REV 1.	150013
3853 ESC US32D WTN REV 1.	115892
3853 ESC US32D WTN FULL6 SCC KD REV 1.	115894
3853 ESC US32D WTS REV 1.	115895
3853 ESC US32D WTS FULL6 SCC KD REV 1.	115896
3853 SECT US26D ARC REV 1.	115900
3853 SECT US26D ARC FULL6 SCC KD.	115902
3853 SECT US26D WLM REV 1.	115905
3853 SECT US26D WLM FULL6 SCC KD REV 1.	115633
3853 SECT US26D AUG REV 1.	131092
3853 SECT US26D AUG FULL6 SCC KD REV 1.	120892
3853 SECT US26D WTN REV 1.	115909
3853 SECT US26D WTN FULL6 SCC KD.	115634
3853 SECT US32D ARC REV 1.	115914
3853 SECT US32D ARC FULL6 SCC KD REV 1.	115916
3853 SECT US32D WLM REV 1.	115919
3853 SECT US32D WLM FULL6 SCC KD REV 1.	115921
3853 SECT US32D WLS REV 1.	115922
3853 SECT US32D WLS FULL6 SCC KD REV 1.	115923
3853 SECT US32D AUG REV 1.	186817
3853 SECT US32D AUG FULL6 SCC KD REV 1.	121377
3853 SECT US32D WTN REV 1.	115924
3853 SECT US32D WTN FULL6 SCC KD REV 1.	115926
3853 SECT US32D WTS REV 1.	115927
3853 SECT US32D WTS FULL6 SCC KD REV 1.	115928

3856

3856 ESC US26D ARC.....	143380
3856 ESC US26D ARC FULL6 SCC KD.....	143383
3856 ESC US26D WLM.....	151761
3856 ESC US26D WLM FULL6 SCC KD.....	089194
3856 ESC US26D WTN.....	135551
3856 ESC US26D WTN FULL6 SCC KD.....	135552
3856 ESC US26D AUG.....	183700
3856 ESC US26D AUG FULL6 SCC KD.....	156475
3856 ESC US32D WLM FULL6 SCC KD.....	155443
3856 ESC US32D WTN.....	135583
3856 ESC US32D WTN FULL6 SCC KD.....	135588
3856 ESC US32D AUG FULL6 SCC KD.....	155029
3856 SECT US26D ARC.....	143841
3856 SECT US26D ARC FULL6 SCC KD.....	143840
3856 SECT US26D WLM.....	154564
3856 SECT US26D WLM FULL6 SCC KD.....	154572
3856 SECT US26D WTN.....	135529
3856 SECT US26D WTN FULL6 SCC KD.....	109876
3856 SECT US26D AUG.....	148175
3856 SECT US26D AUG FULL6 SCC KD.....	148208
3856 SECT US32D ARC.....	040927
3856 SECT US32D ARC FULL6 SCC KD.....	097797
3856 SECT US32D WLM.....	177023
3856 SECT US32D WLM FULL6 SCC KD.....	171768
3856 SECT US32D WTN.....	135557
3856 SECT US32D WTN FULL6 SCC KD.....	135582
3856 SECT US32D AUG.....	149221
3856 SECT US32D AUG FULL6 SCC KD.....	149232

3857

3857 ESC US26D ARC REV 1	123411
3857 ESC US26D ARC FULL6 SCC KD REV 1	123830
3857 ESC US26D WLM REV 1	23840
3857 ESC US26D WLM FULL6 SCC KD REV 1	123868
3857 ESC US26D AUG	118526
3857 ESC US26D WTN REV 1	123871
3857 ESC US26D WTN FULL6 SCC KD REV 1	123872
3857 ESC US32D ARC REV 1	123875
3857 ESC US32D ARC FULL6 SCC KD REV 1	123876
3857 ESC US32D WLM REV 1	123881
3857 ESC US32D WLM FULL6 SCC KD REV 1	123882
3857 ESC US32D WLS REV 1	123932
3857 ESC US32D WLS FULL6 SCC KD REV 1	123933
3857 ESC US32D WTN REV 1	123935
3857 ESC US32D WTN FULL6 SCC KD REV 1	123936
3857 ESC US32D WTS REV 1	123937
3857 ESC US32D WTS FULL6 SCC KD REV 1	123938
3857 SECT US26D ARC REV 1	123939
3857 SECT US26D ARC FULL6 SCC KD REV 1	123940
3857 SECT US26D WLM REV 1	123980
3857 SECT US26D WLM FULL6 SCC KD REV 1	123981

3857

3857 SECT US26D AUG REV 1	182060
3857 SECT US26D AUG FULL6 SCC KD REV 1	139898
3857 SECT US26D WTN REV 1	123984
3857 SECT US26D WTN FULL6 SCC KD REV 1	123985
3857 SECT US32D ARC REV 1	123989
3857 SECT US32D ARC FULL6 SCC KD REV 1	123991
3857 SECT US32D WLM REV 1	123994
3857 SECT US32D WLM FULL6 SCC KD REV 1	123995
3857 SECT US32D WLS REV 1	124068
3857 SECT US32D WLS FULL6 SCC KD REV 1	124069
3857 SECT US32D AUG FULL6 SCC KD REV 1	131477
3857 SECT US32D WTN REV 1	124070
3857 SECT US32D WTN FULL6 SCC KD REV 1	124071
3857 SECT US32D WTS REV 1	124072
3857 SECT US32D WTS FULL6 SCC KD REV 1	124073

3870

3870 ESC US26D ARC	100370
3870 ESC US26D ARC FULL6 SCC KD	102930
3870 ESC US26D WLM	100374
3870 ESC US26D WLM FULL6 SCC KD	102932
3870 ESC US26D AUG	169053
3870 ESC US26D AUG FULL6 SCC KD	160268
3870 ESC US26D WTN	100365
3870 ESC US26D WTN FULL6 SCC KD	102928
3870 ESC US32D ARC	101187
3870 ESC US32D ARC FULL6 SCC KD	102937
3870 ESC US32D WLM	101191
3870 ESC US32D WLM FULL6 SCC KD	102939
3870 ESC US32D AUG FULL6 SCC KD	155032
3870 ESC US32D WLS	103705
3870 ESC US32D WLS FULL6 SCC KD	103706
3870 ESC US32D WTN	101182
3870 ESC US32D WTN FULL6 SCC KD	102934
3870 ESC US32D WTS	103707
3870 ESC US32D WTS FULL6 SCC KD	103708
3870 SECT US26D ARC	100368
3870 SECT US26D ARC FULL6 SCC KD	102929
3870 SECT US26D WLM	100372
3870 SECT US26D WLM FULL6 SCC KD	102931
3870 SECT US26D AUG	143782
3870 SECT US26D AUG FULL6 SCC KD	121680
3870 SECT US26D WTN	100362
3870 SECT US26D WTN FULL6 SCC KD	102927
3870 SECT US32D ARC	101185
3870 SECT US32D ARC FULL6 SCC KD	102936
3870 SECT US32D WLM	101189
3870 SECT US32D WLM FULL6 SCC KD	102938
3870 SECT US32D WLS	103709



3870

3870 SECT US32D WLS FULL6 SCC KD	103710
3870 SECT US32D AUG.	172482
3870 SECT US32D AUG FULL6 SCC KD	165954
3870 SECT US32D WTN	101181
3870 SECT US32D WTN FULL6 SCC KD	102933
3870 SECT US32D WTS.	103346
3870 SECT US32D WTS FULL6 SCC KD	103347

3880

3880 ESC US26D ARC.	100447
3880 ESC US26D ARC FULL6 SCC KD	102981
3880 ESC US26D WLM	100444
3880 ESC US26D WLM FULL6 SCC KD	102983
3880 ESC US26D AUG.	118527
3880 ESC US26D AUG FULL6 SCC KD	136173
3880 ESC US26D WTN	100446
3880 ESC US26D WTN FULL6 SCC KD	102979
3880 ESC US32D ARC.	101347
3880 ESC US32D ARC FULL6 SCC KD	102987
3880 ESC US32D WLM	101350
3880 ESC US32D WLM FULL6 SCC KD	102989
3880 ESC US32D AUG FULL6 SCC KD	155032
3880 ESC US32D WLS.	103716
3880 ESC US32D WLS FULL6 SCC KD	103717
3880 ESC US32D WTN	101343
3880 ESC US32D WTN FULL6 SCC KD	102985
3880 ESC US32D WTS	103718
3880 ESC US32D WTS FULL6 SCC KD	103719

3880 SECT US26D ARC. 100438

3880 SECT US26D ARC FULL6 SCC KD	102980
3880 SECT US26D WLM	100441
3880 SECT US26D WLM FULL6 SCC KD	102982
3880 SECT US26D AUG.	122767
3880 SECT US26D AUG FULL6 SCC KD	121692

3880 SECT US26D WTN 100435

3880 SECT US26D WTN FULL6 SCC KD	102975
3880 SECT US32D ARC.	101345
3880 SECT US32D ARS FULL6 SCC KD	103356
3880 SECT US32D WLM	101349
3880 SECT US32D WLM FULL6 SCC KD	102988
3880 SECT US32D WLS.	103720
3880 SECT US32D WLS FULL6 SCC KD	103721
3880 SECT US32D AUG.	154108
3880 SECT US32D AUG FULL6 SCC KD	124258
3880 SECT US32D WTN	101341
3880 SECT US32D WTN FULL6 SCC KD	102984
3880 SECT US32D WTS.	103353
3880 SECT US32D WTS FULL6 SCC KD	103354

3881

3881 ESC US26D ARC REV 1	115636
3881 ESC US26D ARC FULL6 SCC KD REV 1	115637

3881

3881 ESC US26D WLM REV 1	115641
3881 ESC US26D WLM FULL6 SCC KD REV 1	115642
3881 ESC US26D AUG FULL6	183022
3881 ESC US26D WTN REV 1	115646
3881 ESC US26D WTN FULL6 SCC KD REV 1	115647
3881 ESC US32D ARC REV 1	115650
3881 ESC US32D ARC FULL6 SCC KD REV 1	115651
3881 ESC US32D WLM REV 1	115654
3881 ESC US32D WLM FULL6 SCC KD REV 1	115655
3881 ESC US32D WLS REV 1	115681
3881 ESC US32D WLS FULL6 SCC KD REV 1	115682
3881 ESC US32D AUG FULL6 SCC KD REV 1	155039
3881 ESC US32D WTN REV 1	115683
3881 ESC US32D WTN FULL6 SCC KD REV 1	115684
3881 ESC US32D WTS REV 1	115685
3881 ESC US32D WTS FULL6 SCC KD REV 1	115686
3881 SECT US26D ARC REV 1	115687
3881 SECT US26D ARC FULL6 SCC KD REV 1	115689
3881 SECT US26D WLM REV 1	115692
3881 SECT US26D WLM FULL6 SCC KD REV 1	115693
3881 SECT US26D AUG REV.1	123601
3881 SECT US26D AUG FULL6 SCC KD REV 1	130006
3881 SECT US26D WTN REV 1	115696
3881 SECT US26D WTN FULL6 SCC KD REV 1	115697
3881 SECT US32D ARC REV 1	115765
3881 SECT US32D ARC FULL6 SCC KD REV 1	115766
3881 SECT US32D WLM REV 1	115769
3881 SECT US32D WLM FULL6 SCC KD REV 1	115770
3881 SECT US32D WLS REV 1	115771
3881 SECT US32D WLS FULL6 SCC KD REV 1	115772
3881 SECT US32D AUG FULL6 SCC KD REV1	146044
3881 SECT US32D WTN REV 1	115773
3881 SECT US32D WTN FULL6 SCC KD REV 1	115774
3881 SECT US32D WTS REV 1	115775
3881 SECT US32D WTS FULL6 SCC KD REV 1	115776

3896

3896 ESC US26D ARC	158649
3896 ESC US26D WLM	149413
3896 ESC US26D AUG.	183564
3896 ESC US26D WTN	135359
3896 ESC US32D ARC	145397
3896 ESC US32D WLM	166864
3896 ESC US32D WLS	174822
3896 ESC US32D AUG.	150088
3896 ESC US32D WTN	135527
3896 ESC US32D WTS	160745
3896 SECT US26D ARC	134470

3896

3896 SECT US26D WLM.....	154738
3896 SECT US26D AUG.....	139558
3896 SECT US32D ARC.....	137506
3896 SECT US32D WLM.....	137507
3896 SECT US32D WLS.....	145358
3896 SECT US32D AUG.....	152523
3896 SECT US32D WTN.....	135526
3896 SECT US32D WTS.....	150604

3901

3901 US10 7PCYL H1 KD 7PKEY.....	165023
3901 US10B 7PCYL H1 KD 7PKEY.....	165024
3901 US26 7PCYL H1 KD 7PKEY.....	165021
3901 US26D 7PCYL H1 KD 7PKEY.....	165019
3901 US3 7PCYL H1 KD 7PKEY.....	165022
3901 US4 7PCYL H1 KD 7PKEY.....	165020
3901 US10 6PCYL SCC KD.....	097960
3901 US10B 6PCYL SCC KD.....	097959
3901 US26 6PCYL SCC KD.....	097958
3901 US26D 6PCYL SCC KD.....	097955
3901 US3 6PCYL SCC KD.....	097962
3901 US4 6PCYL SCC KD.....	097961
3901 US10 NC IC6.....	018874
3901 US10B NC IC6.....	821186
3901 US26 NC IC6.....	186110
3901 US26D NC IC6.....	017485
3901 US3 NC IC6.....	082166
3901 US4 NC IC6.....	036952
3901 US10 NC IC7.....	109138
3901 US10B NC IC7.....	074697
3901 US26 NC IC7.....	116314
3901 US26D NC IC7.....	057961
3901 US3 NC IC7.....	067659
3901 US4 NC IC7.....	017000
3901 US10 LF LFIC.....	181627
3901 US10B LF LFIC.....	181628
3901 US26 LF LFIC.....	181630
3901 US26D LF LFIC.....	181633
3901 US3 LF LFIC.....	181625
3901 US4 LF LFIC.....	181626

3902

3902 1-1/8" US10 7PCYL H1 KD STD CAM.....	165035
3902 1-1/8" US10B 7PCYL H1 KD STD CAM.....	165030
3902 1-1/8" US26 7PCYL H1 KD STD CAM.....	165033
3902 1-1/8" US26D 7PCYL H1 KD STD CAM.....	165031
3902 1-1/8" US3 7PCYL H1 KD STD CAM.....	165028
3902 1-1/8" US4 7PCYL H1 KD STD CAM.....	165032
3902 1-1/4" US10 7PCYL H1 KD STD CAM.....	165063
3902 1-1/4" US10B 7PCYL H1 KD STD CAM.....	165064
3902 1-1/4" US26 7PCYL H1 KD STD CAM.....	165061
3902 1-1/4" US26D 7PCYL H1 STD CAM.....	165059
3902 1-1/4" US3 7PCYL H1 KD STD CAM.....	165062
3902 1-1/4" US4 7PCYL H1 KD STD CAM.....	165060
3902 1-1/8" US10 SCC KD STD CAM.....	097949
3902 1-1/8" US10B SCC KD STD CAM.....	097952

3902 1-1/8" US26 SCC KD STD CAM.....	097941
3902 1-1/8" US26D SCC KD STD CAM.....	097939
3902 1-1/8" US3 SCC KD STD CAM.....	097944
3902 1-1/8" US4 SCC KD STD CAM.....	097945
3902 1-1/4" US10 SCC KD STD CAM.....	097948
3902 1-1/4" US10B SCC KD STD CAM.....	097954
3902 1-1/4" US26 SCC KD STD CAM.....	097942
3902 1-1/4" US26D SCC KD STD CAM.....	097940
3902 1-1/4" US3 SCC KD STD CAM.....	097943
3902 1-1/4" US4 SCC KD STD CAM.....	097947
3902 1-1/4" US10 NC IC6 STD CAM.....	055419
3902 1-1/4" US10B NC IC6 STD CAM.....	014394
3902 1-1/4" US26 NC IC6 STD CAM.....	101470
3902 1-1/4" US26D NC IC6 STD CAM.....	081777
3902 1-1/4" US3 NC IC6 STD CAM.....	100683
3902 1-1/4" US4 NC IC6 STD CAM.....	124503
3902 1-3/8" US10 NC IC7 STD CAM.....	054177
3902 1-3/8" US10B NC IC7 STD CAM.....	102506
3902 1-3/8" US26 NC IC7 STD CAM.....	116344
3902 1-3/8" US26D NC IC7 STD CAM.....	58154
3902 1-3/8" US3 NC IC7 STD CAM.....	067670
3902 1-3/8" US4 NC IC7 STD CAM.....	113147
3902 1-1/2" US10 LF LFIC STD CAM.....	181609
3902 1-1/2" US10B LF LFIC STD CAM.....	181610
3902 1-1/2" US26 LF LFIC STD CAM.....	181611
3902 1-1/2" US26D LF LFIC STD CAM.....	181612
3902 1-1/2" US3 LF LFIC STD CAM.....	181606
3902 1-1/2" US4 LF LFIC STD CAM.....	181608

3903

3903 US10 DUMMY RIM CYL.....	123098
3903 US10B DUMMY RIM CYL.....	123099
3903 US26 DUMMY RIM CYL.....	123100
3903 US26D DUMMY RIM CYL.....	123101
3903 US3 DUMMY RIM CYL.....	123096
3903 US4 DUMMY RIM CYL.....	123097

3904

3904 1-1/8" US10 DUMMY MORTISE CYL.....	104063
3904 1-1/8" US10B DUMMY MORTISE CYL.....	104074
3904 1-1/8" US26 DUMMY MORTISE CYL.....	104065
3904 1-1/8" US26D DUMMY MORTISE CYL.....	104075
3904 1-1/8" US3 DUMMY MORTISE CYL.....	104061
3904 1-1/8" US4 DUMMY MORTISE CYL.....	104062
3904 1-1/4" US10B DUMMY MORTISE CYL.....	104070
3904 1-1/4" US26 DUMMY MORTISE CYL.....	104071
3904 1-1/4" US26D DUMMY MORTISE CYL.....	104072
3904 1-1/4" US3 DUMMY MORTISE CYL.....	104067

3905

3905 1-1/8" US10B ADA TURN MORTISE CYL AR CAM.....	141863
3905 1-1/8" US26D ADA TURN MORTISE CYL AR CAM.....	134838
3905 1-1/8" US10B ADA TURN MORTISE CYL SCH CAM.....	104056
3905 1-1/8" US26D ADA TURN MORTISE CYL SCH CAM.....	104057
3905 1-1/4" US10B ADA TURN MORTISE CYL SCH CAM.....	104059
3905 1-1/4" US26D ADA TURN MORTISE CYL SCH CAM.....	104060

3906

3906 US26D H1 KD 7PKEY.....	164999
3906 US4 H1 KD 7PKEY.....	165000



3907

3907 H1 Key Blank165065

3909

3909 US26D H1 UNC IC7.....165005

3909 US4 H1 UNC IC7.....165006

3955

3955 SCC KEY BLANK (5PIN).....96173

3956

3956 SCC KEY BLANK (6PIN).....96174

3969

3969 US26D H1 KD IC7.....170853

3969 US4 H1 KD IC7.....170860

TABLE OF CONTENTS

B

Barn Door Hardware

eConestoga Series Barn Door Hardware20

Barn Door Privacy Lock.....21

D

Discount Groups 3

F

Fast Riveted Pin..... 16

Finish 2

M

Machine Screws 4

N

Non-Removable Pin (Set Screw in Barrel)..... 2

P

Pins - Residential and Decorative Tips..... 19

R

Residential Finish Symbols 2

S

Safety Stud 12-13, 15, 18

Solid Brass or Stainless Steel..... 4-6, 11-12

Spring 6, 9-11

T

Template Hinges.....5, 9

W

Wood Screws..... 17



Residential Hinges

RESIDENTIAL FINISH SYMBOLS

Not all products are available in all finishes. Contact Hager Sales and Service at 1-800-325-9995 for more specific information.

Non-Removable Pins (Medium Security)

Symbol	Description	List
NRP	Set screw in barrel	\$2.65 each

BHMA Symbol Base Material

US & HAGER	DESCRIPTION	STEEL	BRASS	STAINLESS STEEL
1D	Black	N/A	N/A	N/A
2D	Brass Tone Dichromate	N/A	N/A	N/A
3	Bright Brass	632	605	N/A
3LB	Light Brass	N/A	N/A	N/A
4	Satin Brass	633	606	N/A
10A	Antique Bronze - Lacquered	641	614	N/A
10R	Dark Antique Bronze - Matte Lacquer	N/A	N/A	N/A
15	Satin Nickel	646	619	N/A
26	Bright Chromium Plated	651	625	N/A
26D	Satin Chromium Plated	652	626	N/A
32	Stainless Steel Metal, Bright	N/A	N/A	629
32D	Stainless Steel Metal, Satin	N/A	N/A	630
P	Prime Coat - Beige	600	600	N/A
ABA/US5	Antique Brass	638	609	N/A
AN/15A	Antique Nickel	647	620	N/A

Note: For any finish not listed in this Price Book, price and availability on request.



RESIDENTIAL DISCOUNT GROUPS

GROUP	DESCRIPTION	DISC %
BB1541 - RCBB1541 - RCBB1542 (3.5)		
80M	3.5 - SS BB (32-32D)	_____
1741 - RC1741 - RC1842 (3.0, 3.5)		
81A	3.0, 3.5 - PB BOX (10A-ABA-AN-1D-26-26D-3)	_____
81C	3.0, 3.5 - PB BOX (10R-15)	_____
81G	3.0, 3.5 - PB BOX (2D-4-P-3LB)	_____
BB1741 - RCBB1741 - RCBB1842 (3.5)		
82A	3.5 - BB BOX (10A-ABA-AN-10R-1D-15-26-26D-3)	_____
82G	3.5 - BB BOX (2D-4-3LB)	_____
RC1841 - 7741 - 8741 (3.5)		
83A	3.5 - BULK (10A-ABA-AN-1D-26-26D-3)	_____
83C	3.5 - BULK (10R-15)	_____
83G	3.5 - BULK (2D-4-P-3LB)	_____
1541 - RC1541 - RC1542 (3.0, 3.5)		
86A	3.0, 3.5 - BRASS (10A-ABA-AN-10R-15-26-26D-3)	_____
86G	3.0, 3.5 - BRASS (4)	_____
86M	3.0, 3.5 - SS (32-32D)	_____
1750 - 1751 - 1752 (3.5)		
87A	3.5 - SPRING (10A-ABA-AN-1D-10R-15-26-26D-3)	_____
87G	3.5 - SPRING (2D-4-P-3LB)	_____
RC1748 (3.5)		
88A	3.5 - RC1748 (10A-ABA-AN-15-26-26D-3)	_____
88G	3.5 - RC1748 (2D-4-P-3LB)	_____
RCBB1841 (3.5)		
8CA	3.5 - BB BULK (AN-15-3-10R-26-26D-5)	_____
8CG	3.5 - BB BULK (2D-4)	_____
BB1543 (4.0)		
90A	4.0 - BRASS BB (10R-3-ABA-AN)	_____
90G	4.0 - BRASS BB (4)	_____
90M	4.0 - SS BB (32-32D)	_____

RCBB1841 (4.0)		
9CA	4.0 - BB BULK (10R-15)	_____

GROUP	DESCRIPTION	DISC %
1741 - RC1741 - 1842 (4.0)		
91A	4.0 - PB BOX (10A-ABA-AN-10R-1D-15-26-26D-H2H)	_____
91C	4.0 - PB BOX (10R-15)	_____
91G	4.0 - PB BOX (2D-4-P-3LB)	_____
RCBB1741 - RCBB1842 (4.0) - BB1174		
92A	4.0 - BB BOX (10A-ABA-AN-10R-1D-26-26D-3)	_____
92G	4.0 - BB BOX (2D-4-P-3LB)	_____
RC1841 - RC8741 - RC8744 (4.0)		
93A	4.0 - BULK (10A-ABA-AN-1D-26-26D-3)	_____
93C	4.0 - BULK (10R - 15)	_____
93G	4.0 - BULK (2D-4-P-3LB)	_____
RC1542 - 1541 - RC1541 - RC1543 (4.0)		
96A	4.0 - BRASS (ABA-AN-10R-15-26-26D-3)	_____
96M	4.0 - SS (32-32D)	_____
1744 - 1750 - 1751 - 1752 - 1754 - 1760 - 1761 - 1762 - 1764 (4.0)		
97A	4.0 SPRING (10A-ABA-AN-10R-1D-15-26-26D-3)	_____
97G	4.0 SPRING (2D-4-P-3LB)	_____
97M	4.0 SPRING (32-32D)	_____
RC1749 (4.0)		
99A	4.0 - RC1749 (10A-ABA-15-26-26D-3-4-L2)	_____
99G	4.0 - RC1749 (2D-4-P-3LB)	_____
RC1846 - RC1847 (4.0)		
9AA	4.0 - FRP BOX (3)	_____
9AG	4.0 - FRP BOX (2D-P)	_____
RC1846 - RC1847 (4.0)		
9BA	4.0 - FRP BULK (10A-10R-ABA-AN-1D-3-15-26D)	_____
9BG	4.0 - FRP BULK (2D-P)	_____
RC1843 (4.0)		
9DA	4.0 - SECURITY BOX (10A-ABA-AN-15-26D-3-10R-26)	_____
9DG	4.0 - SECURITY BOX (2D-4)	_____
RC1843 (4.0)		
9EA	4.0 - SECURITY BULK (10R-15-26-26D-3-ABA-AN)	_____
9EG	4.0 - SECURITY BULK (2D-P-3LB)	_____
OTHER GROUP CODES		
701	RESIDENTIAL BULK SCREWS	_____
780	RESIDENTIAL AUXILIARY	_____



Residential Hinges



Description	Finish	2022 List	Stock No.	Box Qty.	Case Qty.	Disc. Code	
1340 Machine Screws UM - Pack of 400	10-24 x 1/2" FPHM with #9 Head	USP	34.64	095782	1 pack	10 packs	701
		2D	34.64	095781			
		US3	34.64	095791			
		3LB	34.64	095792			
		US4	34.64	095795			
		ABA/US5	34.64	095796			
		10R	34.64	095784			
		US15	34.64	095785			
		US26	34.64	095788			
	US26D	34.64	095789				
 1541 Solid Brass or Stainless Square Corner Full Mortise Residential Wt. Plain Bearing with Screws U/M - 1 each	3-1/2" x 3-1/2" (89 mm x 89 mm)	US3	15.70	030141	2 each	100 each	86A
		10R	15.70	032855			86A
		US15	15.70	031539			86A
		US32	16.01	030144			86M
		US32D	16.01	030146			86M
	4" x 4" (102 mm x 102 mm)	US3	18.25	030149	2 each	50 each	96A
		10R	18.25	033204			96A
		US15	18.25	035737			96A
		US32	18.56	030152			96M
	US32D	18.56	030153			96M	
 BB1541 Stainless Square Corner Full Mortise Residential Wt. Ball Bearing with Screws U/M - 1 each	3-1/2" x 3-1/2" (89 mm x 89 mm)	US32D	20.87	034377	2 each	100 each	80M
	4" x 4" (102 mm x 102 mm)	US32D	23.05	034534	2 each	50 each	90M
 RC1541 Solid Brass or Stainless 1/4" Radius Round Corner Full Mortise Residential Weight Plain Bearing with Screws U/M - 1 each	3-1/2" x 3-1/2" (89 mm x 89 mm)	US3	15.70	030229	2 each	100 each	86A
		10R	15.70	034358			86A
		US15	15.70	033818			86A
		US26	15.70	030212			86A
		US26D	15.70	030227			86A
		US32D	16.01	030232			86M
	4" x 4" (102 mm x 102 mm)	US3	18.25	033004	2 each	50 each	96A
		10R	18.25	035343			96A
		US15	18.25	034837			96A
	US26	18.25	033001			96A	
	US26D	18.25	033003			96A	
	US32D	18.56	033008			96M	
 RCBB1541 Stainless 1/4" Radius Full Mortise Residential Wt. Ball Bearing with Screws U/M - 1 each	3-1/2" x 3-1/2" (89 mm x 89 mm)	US32D	20.87	034378	2 each	100 each	80M
	4" x 4" (102 mm x 102 mm)	US32D	23.05	034587	2 each	50 each	90M





Description	Finish	2022 List	Stock No.	Box Qty.	Case Qty.	Disc. Code		
RC1542 Solid Brass or Stainless 5/8" Radius Round Corner Full Mortise Residential Wt. Plain Bearing with Screws U/M - 1 each	3-1/2" x 3-1/2" (89 mm x 89 mm)	US3	15.70	030276	2 each	100 each	86A	
		US4	15.70	030291			86G	
		10R	15.70	036081			86A	
		US15	15.70	035594			86A	
		US26	15.70	030273			86A	
		US26D	15.70	030275			86A	
		US32	16.01	030288			86M	
		US32D	16.01	030289			86M	
		4" x 4" (102 mm x 102 mm)	US3	18.25	033051	2 each	50 each	96A
			10R	18.25	036761			96A
		US15	18.25	035743			96A	
		US26D	18.25	033050			96A	
		US32	18.56	033053			96M	
		US32D	18.56	033056			96M	
RCBB1542 Stainless 5/8" Radius Round Corner Full Mortise Residential Wt. Ball Bearing with Screws U/M - 1 each	3-1/2" x 3-1/2" (89 mm x 89 mm)	US32D	20.87	034381	2 each	100 each	80M	
	4" x 4" (102 mm x 102 mm)	US32D	23.05	034589	2 each	50 each	90M	
1543 Solid Brass or Stainless Square by 5/8" Radius Full Mortise Residential Wt. Plain Bearing with Screws U/M - 1 each	4" x 4" (102 mm x 102 mm)	US3	18.25	071461	2 each	50 each	96A	
		10R	18.25	036911			96A	
		US15	18.25	071462			96A	
		US32D	18.56	071531			96M	
BB1543 Solid Brass or Stainless Square by 5/8" Radius Full Mortise Residential Wt. Ball Bearing with Screws U/M - 1 each	4" x 4" (102 mm x 102 mm)	US3	23.48	071637	2 each	50 each	90A	
		10R	23.48	036980			90A	
		US32D	23.48	071552			90M	
1734 Stainless Steel 1/4" Radius Round Corner Full Mortise Spring Hinge Template Timely Frame All MS 1/2 WS U/M - 1 each	4" x 4" (102 mm x 102 mm)	US32D	46.60	169906	2 each	80 each	97M	



1. Please use stock number when ordering.
2. Minimum order quantity is one box unless otherwise noted.



Residential Hinges



Description	Finish	2022 List	Stock No.	Box Qty.	Case Qty.	Disc. Code		
1741 Steel Square Corner Full Mortise Residential Wt. Plain Bearing - with Screws U/M - 1 each	3" x 3" (76 mm x 76 mm)	USP	2.24	029648	2 each	100 each	81G	
		2D	2.24	029641			81G	
		US3	6.42	033133			81A	
		US4	2.24	029645			81A	
		US10A	6.42	033129			81A	
		US26	6.42	033131			81A	
		US26D	6.42	033132			81A	
		3-1/2" x 3-1/2" (89 mm x 89 mm)	USP	2.24	029661	2 each	100 each	81G
		1D	6.42	030556			81A	
		2D	2.24	029658			81G	
		US3	6.42	030533			81A	
		3LB	2.24	029660			81G	
		US4	2.24	029659			81G	
		ABA/US5	6.42	030552			81A	
		US10A	6.42	030548			81A	
		10R	6.42	040727			81C	
		US15	6.42	030555			81C	
		AN/US15A	6.42	030620			81A	
		US26	6.42	030547			81A	
	US26D	6.42	030551			81A		
4" x 4" (102 mm x 102 mm)	USP	3.30	029667	2 each	50 each	91G		
	1D	7.60	033144			91A		
	2D	3.30	029662			91G		
	US3	7.60	033148			91A		
	US4	3.30	029664			91G		
	ABA/US5	7.60	033197			91A		
	US10A	7.60	033141			91A		
	10R	7.60	038067			91C		
	US15	7.60	032829			91C		
	AN/US15A	7.60	033199			91A		
	US26	7.60	033145			91A		
	US26D	7.60	033146			91A		
	BB1741 Steel Square Corner Ball Bearing Hinges Full Mortise Residential Wt. with Screws U/M - 1 each	(89 mm x 89 mm)	US3	10.78	034274	2 each	100 each	82A
			US4	6.60	034337			82G
		ABA/US5	6.60	034332			82A	
		US10A	10.78	034330			82A	
		10R	10.78	040217			82A	
		US15	10.78	034333			82A	
		AN/US15A	10.78	034334			82A	
		US26	10.78	034275			82A	
		US26D	10.78	034329			82A	
		4" x 4" (102 mm x 102 mm)	2D	7.66	034500	2 each	50 each	92G
		US3	11.90	034474			92A	
		US4	7.66	034502			92G	
		ABA/US5	11.90	034497			92A	
	US10A	11.90	034483			92A		
	10R	11.90	040724			92A		
	US15	11.90	034498			92A		
	AN/US15A	11.90	034499			92A		
	US26	11.90	034477			92A		
	US26D	11.90	034482			92A		





Description	Finish	2022 List	Stock No.	Box Qty.	Case Qty.	Disc. Code
RC1741						
Steel	USP	2.24	029677	2 each	100 each	81G
1/4" Radius	2D	2.24	029673			81G
Round Corner	US3	6.42	033512			81A
Full Mortise	US4	2.24	029675			81G
Residential Wt.	US26D	6.42	032859			81A
Plain Bearing with screws						
U/M - 1 each						
3-1/2" x 3-1/2" (89 mm x 89 mm)	USP	2.24	029683	2 each	100 each	81G
	1D	6.42	030680			81A
	2D	2.24	029678			81G
	US3	6.42	030644			81A
	3LB	2.24	029475			81G
	US4	2.24	029681			81G
	ABA/US5	6.42	030648			81A
	US10A	6.42	030645			81A
	10R	6.42	041116			81C
	US15	6.42	030652			81C
	AN/US15A	6.42	030689			81A
	US26	6.42	030646			81A
	US26D	6.42	030647			81A
4" x 4" (102 mm x 102 mm)	USP	3.30	029707	2 each	50 each	91G
	1D	7.60	032881			91A
	2D	3.30	029695			91G
	US3	7.60	033267			91A
	US4	3.30	029698			91G
	ABA/US5	7.60	033523			91A
	US10A	7.60	033514			91A
	10R	7.60	041269			91C
	US15	7.60	032876			91C
	AN/US15A	7.60	032882			91A
	US26	7.60	033262			91A
	US26D	7.60	033265			91A

1. Please use stock number when ordering.
2. Minimum order quantity is one box unless otherwise noted.



Residential Hinges



Description	Finish	2022 List	Stock No.	Box Qty.	Case Qty.	Disc. Code		
RC1741 Steel 1/4" Radius Round Corner Full Mortise Residential Wt. Plain Bearing Bulk Assembled See style #2617 & #2817 for screws U/M - Each - Bulk	3-1/2" x 3-1/2" (89 mm x 89 mm)	USP	2.06	067018	-	100 each	83G	
		1D	5.92	073575			83A	
		2D	2.06	029472			83G	
		US3	5.92	073573			83A	
		3LB	2.06	029682			83G	
		US4	2.06	071720			83G	
		ABA/US5	5.92	030715			83A	
		10R	5.92	073577			83C	
		US15	5.92	069005			83C	
		AN/US15A	5.92	030716			83A	
		US26	5.92	067027			83A	
		US26D	5.92	073572			83A	
	4" x 4" (102 mm x 102 mm)	USP	2.99	060651	-	100 each	93G	
		1D	6.98	060662			93A	
		2D	2.99	029565			93G	
US3		6.98	060657			93A		
3LB		2.99	029568			93G		
US4		2.99	068179			93G		
US10A		6.98	033600			93A		
10R		6.98	040444			93C		
US15		6.98	068996			93C		
AN/US15A		6.98	081352			93A		
US26		6.98	060654			93A		
US26D		6.98	073499			93A		
RCBB1741 Steel 1/4" Radius Round Corner Full Mortise Residential Wt. Ball Bearing with screws U/M - 1 each		3-1/2" x 3-1/2" (89 mm x 89 mm)	1D	10.78	079451	2 each	100 each	82A
			US3	10.78	034346			82A
			US4	6.60	034361			82G
		ABA/US5	10.78	034352			82A	
		10R	10.78	038241			82A	
		US15	10.78	034353			82A	
		AN/US15A	10.78	034355			82A	
		US26	10.78	034348			82A	
		US26D	10.78	034349			82A	
	4" x 4" (102 mm x 102 mm)	1D	11.90	079453	2 each	50 each	92G	
		2D	7.66	034512			92G	
		US3	11.90	034504			92A	
		US4	7.66	034514			92G	
		ABA/US5	11.90	034509			92A	
		US10A	11.90	034508			92A	
10R		11.90	040073			92A		
US15		11.90	034510			92A		
AN/US15A		11.90	034511			92A		
US26		11.90	034506			92A		
US26D	11.90	034507			92A			





Description	Finish	2022 List	Stock No.	Box Qty.	Case Qty.	Disc. Code		
1744 Steel 1/4" Radius Round Corner Full Mortise Residential Wt. Spring Hinge Template All MS - 1/2 WS U/M - 1 each	4" x 4" (102 mm x 102 mm)	USP	19.75	169928	2 each	80 each	97G	
		2D	19.75	169912			97G	
		US3	32.33	169913			97A	
		US4	19.75	169915			97A	
		ABA/US5	32.33	169917			97A	
		US10A	32.33	169907			97A	
		US26	32.33	169909			97A	
		US26D	32.33	169911			97A	
	RC1748 Steel 1/4" Radius Round Corner Full Mortise Residential Wt. Plain Bearing Template All MS - 1/2 WS U/M - 1 each	3-1/2" x 3-1/2" (89 mm x 89 mm)	2D	2.37	029724	2 each	100 each	88G
			US3	6.42	030693			88A
		US4	2.37	029725			88G	
		US10A	6.42	030698			88A	
		10R	6.42	016929			88A	
		US15	6.42	016936			88A	
		US26	6.42	030699			88A	
		US26D	6.42	030695			88A	
RC1749 Steel 1/4" Radius Round Corner Full Mortise Residential Wt. Plain Bearing Template AMS - 1/2 WS U/M - 1 each		4" x 4" (102 mm x 102 mm)	2D	4.86	029731	3 each	48 each	99G
			US3	7.60	033529			99A
		3LB	4.86	029734			99G	
		US4	4.86	029732			99G	
		ABA/US5	7.60	032889			99A	
		US10A	7.60	032887			99A	
		10R	7.60	016902			99A	
		US15	7.60	016897			99A	
		US26	7.60	033524			99A	
		US26D	7.60	033528			99A	
1750 Steel Square Corner Full Mortise Residential Wt. Spring Hinge with Screws ALL WS U/M - 1 each	3-1/2" x 3-1/2" (89 mm x 89 mm)	USP	18.44	170018	2 each	80 each	87G	
		1D	24.54	169977			87G	
		2D	18.44	169982			87G	
		US3	24.54	169983			87A	
		3LB	18.44	169986			87G	
		US4	18.44	169985			87G	
		ABA/US5	24.54	169988			87A	
		10R	24.54	169973			87A	
		US15	24.54	169974			87A	
		AN/US15A	24.54	170017			87A	
		US26	24.54	169979			87A	
		US26D	24.54	169981			87A	
	4" x 4" (102 mm x 102 mm)	USP	19.75	170046	2 each	80 each	97G	
		2D	19.75	170033			97G	
		US3	32.33	170035			97A	
3LB		19.75	170037			97G		
US4		19.75	170040			97G		
ABA/US5		32.33	170043			97A		
10R		32.33	170020			97A		
US15		32.33	170021			97A		
AN/US15A		32.33	170044			97A		
US26		32.33	170023			97A		
US26D	32.33	170031			97A			

1. Please use stock number when ordering.
2. Minimum order quantity is one box unless otherwise noted.



Residential Hinges



Description	Finish	2022 List	Stock No.	Box Qty.	Case Qty.	Disc. Code	
1751 Steel 1/4" Radius Round Corner Full Mortise Residential Wt. Spring Hinge with Screws ALL WS U/M - 1 each	3-1/2" x 3-1/2" (89 mm x 89 mm)	1D	24.54	170204	2 each	80 each	87A
		2D	18.44	170206			87G
		US3	24.54	170207			87A
		3LB	18.44	031065			
		US4	18.44	170215			87G
		ABA/US5	24.54	170217			87A
		10R	24.54	170202			87A
		US15	24.54	170203			87A
		AN/US15A	24.54	170218			87A
		US26D	24.54	170205			87A
		USP	19.75	170239			97G
		1D	32.33	170226			97A
		2D	19.75	170230			97G
		US3	32.33	170233			97A
	3LB	19.75	170234	97G			
	US4	19.75	170235	97G			
	US10A	32.33	170223	97A			
	ABA/US5	32.33	170236				
	10R	32.33	170224	97A			
	US15	32.33	170225	97A			
	AN/US15A	32.33	170237	97A			
	US26	32.33	170228	97A			
	US26D	32.33	170229	97A			
1752 Steel 5/8" Radius Round Corner Full Mortise Residential Wt. Spring Hinge with Screws ALL WS U/M - 1 each	3-1/2" x 3-1/2" (89 mm x 89mm)	USP	18.44	170428	2 each	80 each	
		1D	24.54	170245			87A
		2D	18.44	170418			87G
		US3	24.54	170419			87A
		3LB	18.44	170420			87G
		US4	18.44	170421			87G
		US10A	24.54	24.54			
		ABA/US5	24.54	170423			87A
		10R	24.54	170243			87A
		US15	24.54	170244			87A
		AN/US15A	24.54	170427			87A
		US26	24.54	170246			87A
		US26D	24.54	170417			87A
		USP	19.75	170480			97G
	1D	32.33	170453	97A			
	2D	19.75	170457	97G			
	US3	32.33	170458	97A			
	3LB	19.75	170459	97G			
	US4	19.75	170460	97G			
	ABA/US5	32.33	170461	97A			
	US10A	32.33	170430	97A			
	10R	32.33	170451	97A			
	US15	32.33	170452	97A			
	AN/US15A	32.33	170479	97A			
	US26	32.33	170454	97A			
	US26D	32.33	170455	97A			



Residential Hinges



Description	Finish	2022 List	Stock No.	Box Qty.	Case Qty.	Disc. Code
1754 Steel 4" x 4" (102 mm x 102 mm) Square by 5/8" Radius Full Mortise Residential Wt. Spring Hinge with Screws ALL WS U/M - 1 each	USP	19.75	170494	2 each	80 each	97G
	1D	32.33	170483			97A
	2D	19.75	170486			97G
	US3	32.33	170487			97A
	3LB	19.75	170488			97G
	US4	19.75	170489			97G
	ABA/US5	32.33	170490			97A
	10R	32.33	170481			97A
	US15	32.33	170482			97A
	AN/US15A	32.33	170491			97A
	US26	32.33	170484			97A
US26D	32.33	170485			97A	
1760 Stainless Steel 4" x 4" (102 mm x 102 mm) Square Corner Full Mortise Residential Wt. Spring Hinge with Screws ALL WS U/M - 1 each	US32	46.60	170495	2 each	80 each	97M
	US32D	46.60	170497			
1761 Stainless Steel 4" x 4" (102 mm x 102 mm) 1/4" Radius Round Corner Full Mortise Residential Wt. Spring Hinge with Screws ALL WS U/M - 1 each	US32	46.60	170513	2 each	80 each	97M
	US32D	46.60	170514			
1762 Stainless Steel 4" x 4" (102 mm x 102 mm) 5/8" Radius Round Corner Full Mortise Residential Wt. Spring Hinge with Screws ALL WS U/M - 1 each	US32	46.60	170515	2 each	80 each	97M
	US32D	46.60	170516			
1764 Stainless Steel 4" x 4" (102 mm x 102 mm) Square by 5/8" Radius Full Mortise Residential Wt. Spring Hinge with Screws ALL WS U/M - 1 each	US32	46.60	170517	2 each	80 each	97M
	US32D	46.60	170519			

1. Please use stock number when ordering.
2. Minimum order quantity is one box unless otherwise noted.



Residential Hinges



Description	Finish	2022 List	Stock No.	Box Qty.	Case Qty.	Disc. Code	
1816	4" x 4"	USP	2.99	060616	-	100 each	93G
Steel	(102 mm x 102 mm)	1D	6.98	073488			93A
Square by 5/8" Radius		2D	2.99	071716			93G
Full Mortise		US3	6.98	060622			93A
Residential Wt.		3LB	2.99	071713			93G
Plain Bearing		ABA/US5	6.98	060623			93A
Bulk Assembled Right Hand		10R	6.98	040441			93C
		US15	6.98	073492			93C
U/M - Each - Bulk		AN/US15A	6.98	060619			93A
		US26	6.98	060642			93A
		US26D	6.98	073483			93A



BB1816	4" x 4"	US3	11.90	070306	2 each	50 each	92A
Steel	(102 mm x 102 mm)	US4	7.66	070312			92G
Square by 5/8" Radius		ABA/US5	11.90	070258			92A
Full Mortise		10R	11.90	041717			92A
Residential Wt.		US15	11.90	070289			92A
Ball Bearing with screws		AN/US15A	11.90	070273			92A
Right Hand		US26D	11.90	070311			92A
U/M - 1 each							



1817	4" x 4"	USP	2.99	071685	-	100 each	93G
Steel	(102 mm x 102 mm)	1D	6.98	073477			93A
Square by 5/8" Radius		2D	2.99	071690			93G
Full Mortise		US3	6.98	060608			93A
Residential Wt.		3LB	2.99	071691			93G
Plain Bearing		10R	6.98	073484			93C
Bulk Assembled Left Hand		US15	6.98	073476			93C
See style #2817 for Screws		AN/US15A	6.98	073450			93A
U/M - Each - Bulk		US26D	6.98	073452			93A



BB1817	4" x 4"	2D	7.66	070498	2 each	50 each	
Steel	(102 mm x 102 mm)	US3	11.90	070604			92A
Square by 5/8" Radius		US4	7.66	070612			92G
Full Mortise		ABA/US5	11.90	070534			92A
Residential Wt.		10R	11.90	041720			92A
Ball Bearing with screws		US15	11.90	070562			92A
Left Hand		AN/US15A	11.90	070556			92A
U/M - 1 each		US26D	11.90	070580			92A



1818	4" x 4"	USP	4.30	071677	-	100 each	9EG
Steel	(102 mm x 102 mm)	3LB	4.30	071686			9EG
Square by 5/8" Radius		US4	4.30	060605			
Full Mortise		US15	9.47	073447			9EA
Residential Wt.		AN/US15A	9.47	073445			9EA
Plain Bearing		US26D	9.47	073444			9EA
Bulk Assembled Right Hand							
Safety Stud							
See style #2817 for screws							
U/M - Each - Bulk							

1. Please use stock number when ordering.
2. Minimum order quantity is one box unless otherwise noted.



Description	Finish	2022 List	Stock No.	Box Qty.	Case Qty.	Disc. Code	
1819	4" x 4"	USP	4.30	071679	-	100 each	9EG
Steel	(102 mm x 102 mm)	3LB	4.30	071678			9EG
Square by 5/8" Radius		10R	9.47	040435			9EA
Full Mortise		US15	9.47	060606			9EA
Residential Wt.		US26D	9.47	073439			9EA
Plain Bearing							
Bulk Assembled Left Hand							
Safety Stud							
See style #2817 for screws							
U/M - Each - Bulk							
RC1841	3-1/2" x 3-1/2"	USP	2.06	071673	-	100 each	83G
Steel	(89 mm x 89 mm)	1D	5.92	073341			83A
5/8" Radius		2D	2.06	071680			83G
Round Corner		US3	5.92	073313			83A
Full Mortise		3LB	2.06	071681			83G
Residential Wt.		US4	2.06	071675			83G
Plain Bearing		ABA/US5	5.92	073195			83A
Bulk Assembled with Screws		US10A	5.92	073410			83A
See style #2617 & #2817 for screws		10R	5.92	040429			83C
		US15	5.92	073344			83C
U/M - Each - Bulk		AN/US15A	5.92	073191			83A
		US26	5.92	073332			83A
		US26D	5.92	073323			83A
	4" x 4"	USP	2.99	071639	-	100 each	93G
	(102 mm x 102 mm)	1D	6.98	073188			93A
		2D	2.99	071671			93G
		US3	6.98	073174			93A
		3LB	2.99	071649			93G
		US4	2.99	071642			93G
		ABA/US5	6.98	073168			93A
		US10A	6.98	073192			93A
		10R	6.98	073186			93C
		US15	6.98	073187			93C
		AN/US15A	6.98	033565			93A
		US26	6.98	073189			93A
		US26D	6.98	073181			93A

1. Please use stock number when ordering.
 2. Minimum order quantity is one box unless otherwise noted.



Residential Hinges



Description	Finish	2022 List	Stock No.	Box Qty.	Case Qty.	Disc. Code	
RC1842 Steel 5/8" Radius Round Corner Full Mortise Residential Wt. Plain Bearing with screws U/M - 1 each	3-1/2" x 3-1/2" (89 mm x 89 mm)	USP	2.24	029759	2 each	100 each	81G
		1D	6.42	030857			81A
		2D	2.24	029756			81G
		US3	6.42	030851			81A
		3LB	2.24	029847			81G
		US4	2.24	029757			81G
		ABA/US5	6.42	030853			81A
		US10A	6.42	030843			81A
		10R	6.42	042009			81C
		US15	6.42	030856			81C
		AN/US15A	6.42	030859			81A
		US26	6.42	030845			81A
		US26D	6.42	030846			81A
	4" x 4" (102 mm x 102 mm)	USP	3.30	029774	2 each	50 each	91G
		1D	7.60	032899			91A
		2D	3.30	029769			91G
		US3	7.60	033312			91A
		3LB	3.30	029771			91G
		US4	3.30	029770			91G
ABA/US5		7.60	033313			91A	
US10A		7.60	033309			91A	
10R		7.60	042010			91C	
US15		7.60	032898			91C	
AN/US15A		7.60	033314			91A	
US26		7.60	033310			91A	
US26D		7.60	033311			91A	
RCBB1842 Steel 5/8" Radius Round Corner Full Mortise Residential Wt. Ball Bearing with screws U/M - 1 each		3-1/2" x 3-1/2" (89 mm x 89 mm)	1D	10.78	084215	2 each	100 each
		US3	10.78	034363			82A
		3LB	6.60	034375			82G
		US4	6.60	034374			82G
		ABA/US5	10.78	034367			82A
		US10A	10.78	034366			82A
		10R	10.78	042006			82A
		US15	10.78	034370			82A
		AN/US15A	10.78	034371			82A
		US26	10.78	034364			82A
		US26D	10.78	034365			82A
	4" x 4" (102 mm x 102 mm)	1D	11.90	084231	2 each	50 each	92A
		2D	7.66	034526			92G
		US3	11.90	034515			92A
		3LB	7.66	034528			92G
		US4	7.66	034527			92G
		ABA/US5	11.90	034520			92A
		US10A	11.90	034519			92A
		10R	11.90	042007			92A
US15		11.90	034523			92A	
AN/US15A		11.90	034524			92A	
US26		11.90	034516			92A	
US26D		11.90	034518			92A	





Description	Finish	2022 List	Stock No.	Box Qty.	Case Qty.	Disc. Code	
RC1843	4" x 4"	US3	9.47	033649	2 each	50 each	9DA
Steel	(102 mm x 102 mm)	3LB	4.24	081897			9DG
5/8" Radius		US4	4.24	081896			9DG
Round Corner		ABA/US5	9.47	036149			9DA
Full Mortise		10R	9.47	042014			9DA
Residential Wt.		US15	9.47	081894			9DA
Plain bearing with screws		AN/US15A	9.47	081898			9DA
Safety Stud		US26	9.47	081895			9DA
U/M - 1 each		US26D	9.47	037158			9DA



RC1843	4" x 4"	USP	4.30	033589	- 100 each	9EG
Steel	(102 mm x 102 mm)	2D	4.30	060571		9EG
5/8" Radius		US3	9.47	037028		9EA
Round Corner		ABA/US5	9.47	060565		9EA
Full Mortise		10R	9.47	129302		9EA
Residential Wt.		US15	9.47	060597		9EA
Bulk Assembled with screws		US26	9.47	060593		9EA
See style #2817		US26D	9.47	126537		9EA
Safety Stud						
U/M - Each - Bulk						



RC1846	4" x 4"	2D	4.80	033651	2 each	50 each	9AG
Steel	(102 mm x 102 mm)	US3	12.40	033844			9AA
5/8" Radius		US26D	12.40	033843			9AA
Round Corner							
Full Mortise							
Residential Wt.							
Plain Bearing with screws							
Riveted Pin							
U/M - 1 each							



RC1846	4" x 4"	USP	4.80	071618	- 100 each	9BG
Steel	(102 mm x 102 mm)	2D	4.80	071634		9BG
5/8" Radius		US3	8.85	072996		9BA
Round Corner		3LB	4.80	029579		9BG
Full Mortise		10R	8.85	040422		9BA
Residential Wt.		US15	8.85	073003		9BA
Plain Bearing		AN/US15A	8.85	072986		9BA
Bulk assembled with screws		US26	8.85	072999		9BA
See style #2817 for screws		US26D	8.85	072994		9BA
Riveted Pin		1D	8.85	073004		9BA
U/M - Each - Bulk						




RC1847	4" x 4"	USP	4.80	033658	2 each	50 each	9AG
Steel	(102 mm x 102 mm)	2D	4.80	033654			9AG
Square by 5/8" Radius		US3	12.40	037777			9AA
Full Mortise							
Residential Wt.							
Plain Bearing with screws							
Riveted Pin							
U/M - 1 each							

1. Please use stock number when ordering.
2. Minimum order quantity is one box unless otherwise noted.



Residential Hinges



Description		Finish	2022 List	Stock No.	Box Qty.	Case Qty.	Disc. Code
RC1847	4" x 4"	USP	4.80	033590	-	100 each	9BG
Steel	(102 mm x 102 mm)	2D	4.80	060544			9BA
Square by 5/8" Radius		US3	8.85	060545			9BA
Full Mortise		10R	8.85	040423			9BA
Residential Wt.		US15	8.85	072125			9BA
Bulk Assembled with screws		US26D	8.85	060551			9BA
See style #2817 for screws							
Fast Riveted Pin							
U/M - Each - Bulk							
1848	4" x 4"	US3	7.60	068746	2 each	50 each	91A
Steel	(102 mm x 102 mm)	ABA/US5	7.60	067438			91A
Unassembled		US10A	7.60	068789			91A
Square by 5/8" Radius		10R	7.60	042019			91C
Full Mortise		US15	7.60	068735			91C
Residential Wt.		AN/US15A	7.60	068713			91A
Plain Bearing with screws		US26D	7.60	068734			91A
U/M - 1 each							
2617	#9 x 3/4" FPHS	USP	41.52	035459	1 pack	10 packs	701
Screws for Residential Hinges		1D	41.52	034111			
U/M - Pack of 600		2D	41.52	034108			
		3LB	41.52	029794			
		US3	41.52	034109			
		US4	41.52	029793			
		ABA/US5	41.52	033323			
		US10A	41.52	033320			
		10R	41.52	042098			
		US15	41.52	033321			
		AN/US15A	41.52	033324			
		US26	41.52	033322			
		US26D	41.52	034110			





Description	Finish	2022 List	Stock No.	Box Qty.	Case Qty.	Disc. Code	
2817 Screws for Residential Hinges U/M - Pack of 800	#9 x 3/4" FPHS	USP	55.36	033385	1 pack	10 packs 701	
		1D	55.36	034124			
		2D	55.36	034129			
		3LB	55.36	029796			
		US3	55.36	033384			
		US4	55.36	029795			
		ABA/US5	55.36	034126			
		US10A	55.36	034303			
		10R	55.36	042099			
		US15	55.36	034302			
		AN/US15A	55.36	034123			
		US26	55.36	033327			
		US26D	55.36	033329			
	#9 X 1" FPHS	USP	64.64	033386	1 pack	10 packs	701
		1D	64.64	037331			
2D		64.64	035480				
3LB		64.64	029798				
US3		64.64	033387				
US4		64.64	029797				
ABA/US5		64.64	035550				
US10A		64.64	035461				
10R		64.64	042100				
US15		64.64	036448				
AN/US15A		64.64	035556				
US26		64.64	035582				
US26D		64.64	033388				
#9 x 2-1/2" FPHS		USP	69.47	048598	1 pack	-	701
#10 x 2-1/2" FPHS		2D	69.47	048601	1 pack	-	701
7741 Steel 1/4" Radius Round Corner Full Mortise Residential Wt. Plain Bearing See style #2617 & #2817 for screws Bulk Unassembled with pins U/M - Each - Bulk	3-1/2" x 3-1/2" (89 mm x 89 mm)	2D	2.06	029502	-	100 each 83G	
		3LB	2.06	071615		83G	
		US4	2.06	045632		83G	
		10R	5.92	072122		83C	
		US15	5.92	072118		83C	
		AN/US15A	5.92	050817		83A	
		US26	5.92	060536		83A	
		US26D	5.92	060531		83A	
	4" x 4" (102 x 102 mm)	2D	2.93	060520	-	100 each 93G	
		3LB	2.93	060521		93G	
		US4	2.93	060513		93G	
		10R	6.98	060516		93C	
		US15	6.98	060517		93C	
		AN/US15A	6.98	051297		93A	
		US26	6.98	060518		93A	



1. Please use stock number when ordering.
2. Minimum order quantity is one box unless otherwise noted.



Residential Hinges



Description	Finish	2022 List	Stock No.	Box Qty.	Case Qty.	Disc. Code
8741						
3-1/2" x 3-1/2"	2D	2.99	061574	-	100 each	83G
Steel	3LB	2.06	029497			83G
5/8" Radius	10R	5.92	061592			83A
Round Corner	US15	5.92	061572			83C
Full Mortise						
Residential Wt.	4" x 4"	10R	040623			93C
Plain Bearing	(102 mm x 102 mm)	US15	061556			93C
Bulk Unassembled with pins						
See style #2617 & #2817 for screws						
U/M - Each - Bulk						



8744						
4" x 4"	USP	2.99	071599	-	100 each	93G
Steel	1D	6.98	072097			
Square by 5/8" Radius	2D	2.99	071610			93G
Full Mortise	3LB	2.99	071611			93G
Residential Wt.	US4	6.98	071607			93G
Plain Bearing	10R	6.98	072113			93C
Bulk Unassembled with pins	US15	6.98	072109			93C
See style #2817 for screws	US26D	6.98	072090			93A
U/M - Each - Bulk						



8746						
4" x 4"	1D	9.47	060492	-	100 each	9EA
Steel	2D	4.30	060487			9EG
Square by 5/8" Radius	US4	4.30	060479			9EG
Full Mortise	ABA/US5	9.47	060475			9EA
Residential Wt.	US15	9.47	060502			9EA
Plain Bearing	10R	9.47	040415			9EA
Safety Stud						
Bulk Unassembled with pins						
See style #2817 for screws						
U/M - Each - Bulk						



1700						
3-1/2" (89 mm)	2D	0.81	038152	100 each	1000 each	900
Pins for Residential Wt.	US15	0.81	038173			
Plain Bearing Hinges	US26D	0.81	038174			
Sold full box qty						
4" (102 mm)	2D	0.81	038153	100 each	1000 each	900
U/M - 1 Each	US15	0.81	038166			





Description		Finish	2022 List	Stock No.	Box Qty.	Case Qty.	Disc. Code
1710	3-1/2" (89 mm)	US3	13.46	042118	10 packs	100 packs	780
Hinge Tip Kit		US4	13.46	058503			
2 Ball Tips in Solid Brass with 1		ABA/US5	13.46	058500			
Stainless Steel Pin for One		US10A	13.46	058506			
Residential Wgt.		10R	13.46	097381			
HingeU/M - Pack of 1 each		US15	13.46	037713			
		AN/US15A	13.46	037940			
		US26	13.46	058559			
		US26D	13.46	058502			
	4" (102 mm)	US3	13.46	042129	10 packs	100 packs	780
		US10A	13.46	058973			
		10R	13.46	097383			
		US15	13.46	037848			
		US26	13.46	058974			



1720	3-1/2" (89 mm)	US3	13.46	042134	10 packs	100 packs	780
Hinge Tip Kit		ABA/US5	13.46	058579			
2 Steeple Tips in Solid Brass		10R	13.46	097693			
with 1 Stainless Steel Pin for		US26	13.46	058575			
One Residential Wgt. Hinge	4" (102 mm)	10R	13.46	097385	10 packs	100 packs	780
U/M - Pack of 1 each		US15	13.46	038419			
		US26	13.46	058989			

1. Please use stock number when ordering.
2. Minimum order quantity is one box unless otherwise noted.



eConestoga Barn Door Hardware Series



Description	Finish	2022 List	Stock No.
9456-72 Flat Rail Steel Black Top Mount 72" Track Kit Includes Track	BLK	274.24	96467
9456-96 Flat Rail Steel Black Top Mount 96" Track Kit Includes Track	BLK	306.50	96466
9457-72 Flat Rail Steel Black 3" Hook 72" Track Kit Includes Track	BLK	306.50	96427
9457-96 Flat Rail Steel Black 3" Hook 96" Track Kit Includes Track	BLK	338.76	96388
1-269-8649 Flat Rail Track Connector	BLK	16.16	96361
1-269-8648 72" Rail Only	BLK	114.19	96355
1-269-8647 96" Rail Only	BLK	129.04	96353
1-269-8646 Flat Rail Soft Close Add On	BLK	80.68	96352
1-269-8652 9456 e-Conestoga - Top Mount Hanger	BLK	43.72	22541
1-269-8653 e-Conestoga Door Stop	BLK	14.60	22523
1-269-8654 e-Conestoga Track Support	BLK	8.77	22524
1-269-8655 e-Conestoga Floor Guide (One Piece)	BLK	8.77	22525
1-269-8656 e-Conestoga Anti-Jump Pin	BLK	8.77	22526
1-269-8657 e-Conestoga Floor Guide (Two Piece)	BLK	14.60	22520
1-269-8658 e-Conestoga 72" Track	BLK	58.32	22511
1-269-8659 9457 e-Conestoga - Face Mount Hanger	BLK	49.55	22502
1-269-8660 e-Conestoga 96" Track	BLK	75.79	22503



How to Order

9458

Product Group

2D

Backset / Faceplate

2D (2-1/4")

35 (3-1/2")

BLK

Finish

BLK (Black)

US32D

US10B

For 1-3/8" (35mm) to 1-3/4"(40mm) thick doors standard.

- Non-handed.
- ADA Compliant thumb turn for commercial applications
- 2-1/4" or 3-1/2" backset options (see specifications for corresponding wall thickness).
- Drive in bolt casing diameter: 1" (25mm).
- Lock bolt: 1/2" (13mm) diameter, stainless Steel material.
- Lock bolt has 1" projection allowing up to 1/2" door to wall gap. Extra spacer ring accommodates up to 3/4" gap between barn door and wall.
- 1-1/4" diameter spring-loaded dust proof strike provides ample space to receive 1/2" bolt, allows easy locking from privacy side. Strike mounted in barn door for standard door.



Description	Finish	2022 List	Stock No.
94582D-32D Round ADA TT Stainless 2-1/4" Backset	32D	228.14	86683
94582D-10B Round ADA TT Oil Rubbed Bronze 2-1/4" Backset	10B	228.14	86672
94582D-BLK Round ADA TT Black 2-1/4" Backset	BLK	228.14	86664
945835-32D Round ADA TT Stainless Steel 3-1/2" Backset	32D	228.14	86663
945835-10B Round ADA TT Oil Rubbed Bronze 3-1/2" Backset	10B	228.14	86657
945835-BLK Round ADA TT Black 3-1/2" Backset	BLK	228.14	86653



Description	Finish	2022 List	Stock No.
9459-32D Surface Jamb Barn Door Lock ADA 1-9/16" Thumb Lever	32D	241.97	35624
9459-BLK Surface Jamb Barn Door Lock ADA 1-9/16" Thumb Lever	BLK	241.97	35617

1. Please use stock number when ordering.
2. Minimum order quantity is one box unless otherwise noted.



TABLE OF CONTENTS

	A			M
ANSI Standards.....		2	Mortar Box.....	11
	B			P
Bearing at Top		12	Painted Cover Channels.....	6
Bearing Replacement Kit.....		14	Polished Cover Channels.....	6
	C			Q
Cancellation Notification		2	Quick Connect.....	9
Center Punches		14		R
Concealed Electric Hinges with Lead Wire.....		7-10	Replacement Moldings	11
Concealed Electric Monitoring (EMN).....		7-10		S
Concealed Electric Through-Wire (ETW).....		7-10	Shim Stock.....	15
Concealed Electric Through-Wire - Removable (RETW)		7-10	Shipping Cartons	15
Concealed Electric Through-Wire and Monitoring (ETM)		7-10	Short Hinges.....	12
Custom Hole Pattern		12	Special Anodizing	6
	D		Special Cover Channels	5
Dutch Door Prep		14	Special Finished Hinges.....	6
	E		Special Holes	6
Electric Power Transfer Preparation (EPT).....		9	Special Lengths	3
Electrical Modifications		7-10	Special Products.....	3
Exposed Electric Contacts (E).....		7-10	Standard Finishes.....	3
Exposed Electric Switches (EIS).....		7-10	Standard Lengths.....	3
Extra Long Hinges.....		12		T
Power Transfer Preparation.....		9	Tamper Resistant Hinge.....	14
	F		Template Hinges.....	3
Fasteners.....		15	TIPIT®	13-14
Field Modifications.....		3		
Fire Ratings		4		
	H			
Hinges				
Concealed.....		16, 17, 19-22, 26-27, 29		
Full Surface.....		16, 19, 23-25, 28		
Half Surface		17-19, 23-25, 28		
Hospital Tip.....		13		
How To Order		2		
	L			
Length Specifications.....		3		



Roton Continuous Hinges

HOW TO ORDER:

Example: 780-112HDFFUL 119" CLR 1 PK

Stock Number: 184038

Item Number: YS 1121190CLR000001 Rev. S

780

ROTON
ALUMINUM
CONTINUOUS
GEARED
HINGE

112HD

ITEM#

119"

LENGTH

CLR

FINISH

1 PK

STANDARD
SINGLE
PACK

INTRODUCTION

Hager Roton hinges are unique, aluminum geared hinges developed to outperform most other entrance components because the weight of the door is distributed along the full length of the door frame.

Roton continuous hinges have been utilized in hospitals, schools, hotels, offices, airports, stadiums, storefronts, and commercial and industrial buildings in new construction and retrofit applications for over 30 years.

Hager Roton continuous geared hinges are designed for superior performance. Because of this, we offer our lifetime warranty with confidence.

ANSI Standards

- 780 Series Roton continuous geared hinges are approved per ANSI A156.26 Grade 1 for 150 lb. doors
- 780 Series Roton heavy duty hinges are approved per ANSI A156.26 Grade 1 for 300 lb. doors
- 780-111, 780-112, 780-124HD, 780-224, 780-226 standard duty and heavy duty Roton continuous geared hinges are Warnock-Hersey certified in accordance with ANSI A250.13 2003 Standard Severe Windstorm Resistant Components.



Cancellation Notification

Cancellation for made to order items must be completed within 48 hours of order placement.



Standard Lengths

Roton hinges are listed and priced as actual lengths 79" (6'8" opening), 83" (7'0" opening), 85" (7'2" opening), 95" (8'0" opening), and 119" (10'0" opening) for convenience in application to nominal sized doors. Actual length provides for threshold clearance, head clearance and door height allowances for carpeting. Other lengths may be ordered as non-standard items.

Special Lengths

Should a non-standard length be required, please price as the next standard length. (For example, if 86" length is required, use 95" list price.)

Length Specifications

If special lengths to match the actual net door heights are required, please indicate this clearly on your order. A special length should be specified from the net door height, not the nominal height of the opening. To order specify: "Actual Length", or "Net Door Height". Use pricing for the next longer standard length from which the special length can be manufactured. For example, hinges 86-3/4" long will be invoiced at the 95" price.

Field Modifications

While Roton hinges can be cut in the field, any product modifications may void all warranties. Should in-the-field modifications be required, cut only from bottom of hinge. Do not cut through bearings or screw holes. When cutting electric hinges it is extremely important to clamp both hinge leaves securely to prevent hinge "chatter" which can damage the hinge's internal wiring. Consult the St. Louis sales office before proceeding.

Template Hinges

Hager has developed templated hole patterns for Roton hinge models in standard lengths. Drawings are available upon request by contacting Hager Customer Service or accessing the Hager website at www.hagerco.com.

Due to normal variances inherent in the manufacturing process, Roton custom length hinges are deemed by Hager to be non-templated.

Standard Finishes

Roton hinges are available in clear anodized satin aluminum (similar to US28), dark bronze and black exterior anodized coating.

Special Products

A special product is any product not listed in the price book in regard to length, finish, standard hole preparation or leaf combinations not illustrated. Orders for special products are encouraged, but any changes or cancellations on special orders may result in charges related to work performed and/or material loss. Under no circumstance will non-stock or make-to-order products be accepted for return unless due to Hager error.



Roton Continuous Hinges

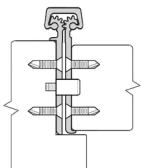
FIRE RATINGS - UNDERWRITERS LABORATORY FIRE RATING FILE #A14627



780 Series Roton continuous geared hinges with stainless steel studs are approved for use on 4'x10' metal or wood swing type doors. 780 Series Roton continuous geared hinges without stainless steel studs are approved for use on 4'x8' single swing metal doors and 4'x10' single swing wood doors used without stainless steel studs limited to 20 minute fire rating without hose stream.

- Hollow metal, tin-clad, sheet-metal and steel covered composite type rated up to and including 3 hours
- Wood composite doors rated up to and including 1-1/2 hours
- Wood core doors rated up to 20 minutes without hose stream, non-studded
- 780 Series Roton Continuous Geared Hinges meet requirements for positive pressure UL10C, UL10B and UBC7-2 Part 1

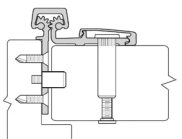
UL10C Fire Rated Roton	Fully Concealed	Full Surface	Half Surface	NOTES: 1. All Roton hinges will be marked with UL stamp if they are fire-rated. 2. Several hinge models cannot be fire-rated. Check each profile. 3. Models that require studs have an extra charge. Four studs are required for UL stud hinges. Add to the hinge list price before applying buying group discount - add \$56.80.
20 Minute Fire Rated Wood Core Door x Fire Rated Hollow Metal Frame	UL — FF STANDARD			
20 Minute Fire Rated Metal Door x Fire Rated Hollow Metal Frame	UL — FF STANDARD			
30 Minute Fire Rated Wood Composite Door x Fire Rated Hollow Metal Frame	UL — FF STANDARD			
30 Minute Fire Rated Metal Door x Fire Rated Hollow Metal Frame	UL — FF STANDARD			
45 Minute Fire Rated Wood Composite Door x Fire Rated Hollow Metal Frame	UL — FF STANDARD			
45 Minute Fire Rated Metal Door x Fire Rated Hollow Metal Frame	UL — FF STANDARD			
60 Minute Fire Rated Wood Door x Hollow Metal Frame	UL — FF STANDARD			
60 Minute Fire Rated Metal Door x Hollow Metal Frame	UL — FF STANDARD			
90 Minute Fire Rated Metal Door x Fire Rated Hollow Metal Frame	UL — FF STANDARD			
90 Minute Fire Rated Wood Composite Door x Fire Rated Hollow Metal Frame	UL — STUD REQUIRED * Must Specify			
3 Hour Fire Rated Metal Door x Fire Rated Hollow Metal Frame	UL — STUD REQUIRED * Must Specify			



FULLY CONCEALED WITH STUD

Fully Concealed

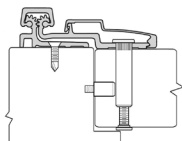
These models are concealed between the frame and the hinge edge of the door. Models available include: 780-041HD, 780-041LL, 780-111, 780-111HD, 780-111LL, 780-112, 780-112HD, 780-112LL, 780--124HD, 780-124LL, 780-224, 780-224HD, 780-224LL, 780-226, 780-226HD, and 780-226LL.



HALF SURFACE WITH STUD

Half Surface

These models have the frame leaf concealed between the frame and the edge of the door. The door leaf is mounted to the door with thru-bolts or screws. Models available include: 780-045HD, 780-046HD, 780-053, 780-053HD, and 780-054HD.



FULL SURFACE WITH STUD

Full Surface

These models have the frame leaf mounted to the face of the frame and the face of the door. The door leaf is mounted to the face of the door with thru-bolts. Models available include: 780-057HD, 780-157, 780-157HD, 780-210, and 780-210HD.



MODIFICATIONS & ADDITIONS

Special Cover Channels

Rounded back cover channels may be ordered. Availability for hinges with electrical modifications vary.

Please consult the St. Louis sales office for confirmation. Add to the hinge list price before applying buying group discount:

Round Back Cover Channels

Clear Anodized

79", 83", 85"	\$35.24
95"	\$43.69
119"	\$56.23

Bronze Anodized

79", 83", 85"	\$70.29
95"	\$78.67
119"	\$89.95

Black Anodized

79", 83", 85"	\$80.85
95"	\$90.55
119"	\$103.49

Note: Special cover channels available in clear, dark bronze and black finish.

Roton Cover Channel Compatibility		
Hinge Model	Flat FBCC	Round RBCC
750-134	•	
750-138	•	
780-041	•	•
780-045	•	•
780-046	•	•
780-053	•	•
780-054	•	•
780-057	•	•
780-110	•	•
780-111	•	•
780-112	•	•
780-113	•	•
780-124	•	•
780-155	•	•
780-157	•	
780-210	•	•
780-211	•	•
780-224	•	•
780-226	•	•
780-259	•	•

* Round back (RBCC) is not compatible with molded Hospital Tip option.



Roton Continuous Hinges

MODIFICATIONS & ADDITIONS PRICE

ADDITION TO LIST

Bone White Painted Cover Channels

For hinges 79", 83" and 85" in length

\$84.41

For hinges 95" in length

\$115.24

For hinges 119" in length

\$171.34

Roton cover channels are offered in bone white as a standard stock color option. This is only available on the standard Roton cover channel and should be ordered as bone white paint # UC43350.

Polished Cover Channels

CLEAR

GOLD

For hinges 79" in length

\$84.41

\$115.24

For hinges 83" in length

\$84.41

\$115.24

For hinges 85" in length

\$84.41

\$115.24

For hinges 95" in length

\$115.24

\$143.22

For hinges 119" in length

\$169.88

\$196.55

Any hinge may be ordered with a polished clear cover channel (similar to US26) to complement clear anodized hinge leaves or a polished gold cover channel (similar to US3) to complement satin gold hinge leaves.

Special Finished Hinges

Price on Application

Hager Companies can supply unfinished material to selected finishers for special projects that require unusual colors, but will require that final assembly be complete by Hager Companies. Because of special non-removable metal coatings applied to all hinges during assembly, users are cautioned against attempting to refinish any Roton product. Lead time of up to 10-12 weeks may be required.

Cannot paint 500 or 1200 series hinges.

Special Anodizing

Add 20% to the DBA hinges for gold

Roton hinges are available in various special colors including Black, Gold, and other special anodized finishes with fasteners to match. Example, specify "Black Anodized" or "Gold Anodized." All hinges ordered in special colors should be ordered at the same time to guarantee finish uniformity.

Other anodized colors by quotation only. Supply color chip for best match.

Special Holes

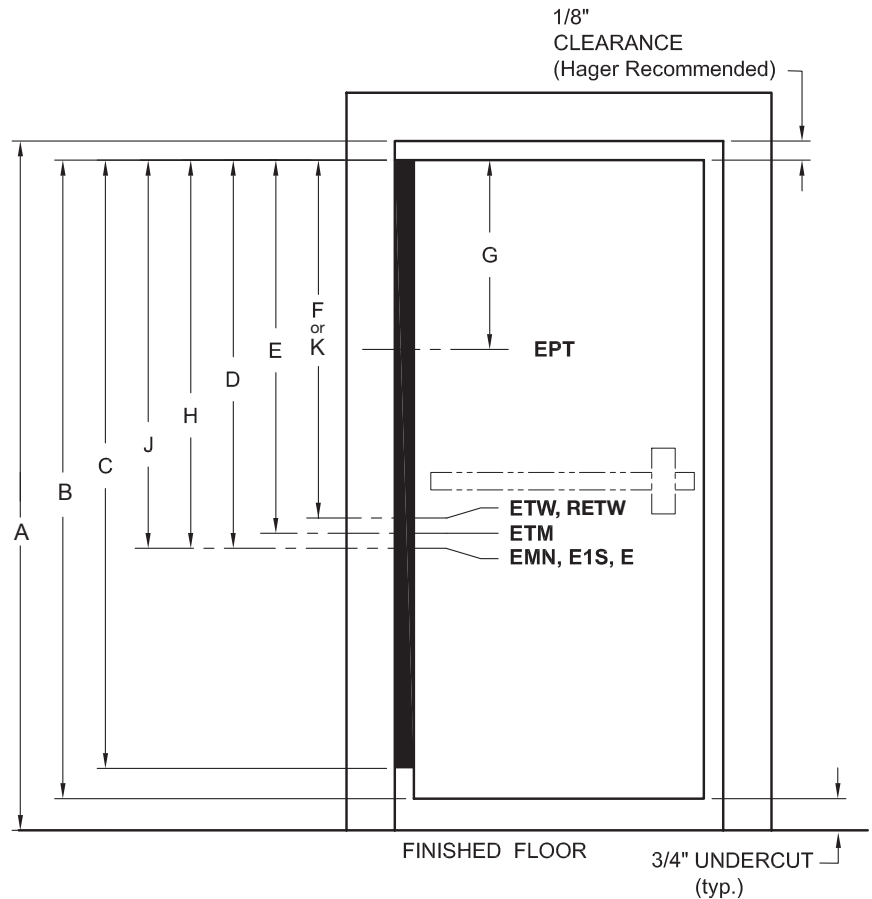
Price on Application

Any hinge may be ordered with special hole locations for unusual frame or door locations. Please provide specification for each leaf.



ROTON ELECTRICAL MODIFICATIONS

- A = Opening
- B = Door height
- C = Actual hinge length
- D = C.L. of EMN (electric monitor)
- E = C.L. of ETM (electric through-wires & monitor)
- F = C.L. of ETW (electric through-wires)
- G = C.L. of EPT (electric power transfer)
- H = C.L. of E1S (exposed switch)
- J = C.L. of E (exposed contact)
- K = C.L. of RETW (removable electric through-wires)



For ease of ordering, Hager Companies has established standard locations for power transfer cutouts. All standard location dimensions are referenced from the top edge of the door to the centerline of the power transfer cutout. Please specify handing.

	Opening	Door Height	Actual Hinge Length	EMN	ETM	ETW	EPT	E1S	E	RETW
79 SD	80"	79-1/8"	79"	40-3/4"	42-3/4"	40-3/4"	34-3/8"	42-1/2"	42-1/2"	-
79 HD	80"	79-1/8"	79"	40-3/4"	43-3/8"	40-3/4"	34-3/8"	42-1/2"	42-1/2"	43-3/8"
83 SD	84"	83-1/8"	83"	45-5/16"	44-3/4"	45-5/16"	36-3/8"	46-1/2"	46-1/2"	-
83 HD	84"	83-1/8"	83"	45-5/16"	45-3/8"	45-5/16"	36-3/8"	46-1/2"	46-1/2"	45-3/8"
85 SD	86"	85-1/8"	N/A	N/A	N/A	N/A	N/A	N/A	N/A	N/A
85 HD	86"	85-1/8"	85"	46-5/16"	46-3/8"	46-5/16"	37-3/8"	48-1/2"	48-1/2"	46-3/8"
95 SD	96"	95-1/8"	95"	56-3/8"	55-13/16"	56-3/8"	47-1/2"	59-3/4"	59-3/4"	-
95 HD	96"	95-1/8"	95"	56-3/8"	56-1/2"	56-3/8"	47-1/2"	59-3/4"	59-3/4"	56-1/2"
119 SD	120"	119-1/8"	N/A	N/A	N/A	N/A	N/A	N/A	N/A	N/A
119 HD	120"	119-1/8"	119"	81-1/4"	81-5/16"	81-1/4"	72-5/16"	83-3/4"	83-3/4"	81-5/16"

SD = Standard Duty

HD = Heavy Duty



Roton Continuous Hinges

ROTON ELECTRICAL MODIFICATIONS (CONTINUED)

	Von Duprin EPT 2 or EPT 10 Power Transfer Preparation	Exposed Electric Contacts	Exposed Electric Switches	Concealed Electric Through-Wire	Concealed Electric Monitoring	Concealed Electric Through-Wire and Monitoring	Removable Electric Through-Wire
Part Number	EPT	E	E1S	ETW	EMN	ETM	RETW
780-045HD	•						
780-046HD	•						
780-053	•						
780-053HD	•						
780-054HD	•						
780-110HD			•				
780-057				•			•
780-111	•	•	•	•	•	•	
780-111HD	•	•	•	•	•	•	•
780-111LL	•	•	•	•	•	•	
780-112	•	•	•	•	•	•	
780-112HD	•	•	•	•	•	•	•
780-112LL	•	•	•	•	•	•	
780-124HD	•	•	•	•	•	•	•
780-124LL	•	•	•	•	•	•	
780-157				•			•
780-224	•	•	•	•	•	•	
780-224HD	•	•	•	•	•	•	•
780-224LL	•	•	•	•	•	•	
780-226HD	•	•	•	•	•	•	•
780-226LL	•	•	•	•	•	•	
1200-600	•			•			
1200-650	•			•			



**MODIFICATIONS & ADDITIONS
PRICE**

ADDITION TO LIST

Quick Connect

\$63.23

Available for ETM, ETW, and RETW options. Top and bottom knockouts for standard conduit fittings.

Concealed Electric Monitoring (EMN)

\$354.29

- Miniature switch is incorporated into the frame leaf.
- Specify handing and the dimension from the top edge of the door to the centerline of the electric monitoring location.
- Special Electric Modifications and EPT locations may require additional charges if screw holes have to be moved.
- Templates regarding location of monitoring switch available upon request.

Concealed Electric Through-Wire and Monitoring (ETM)

- Electric Preparation

ETM-4

\$707.13

ETM-8

\$820.78

ETM-10

\$874.17

- All ETM have 28-Gauge continuous conductors.
- This combines the continuous electric conductors and the miniature switch to provide both power transfer and monitoring.
- Miniature switch is incorporated into the frame leaf.
- Specify handing and the dimension from the top edge of the door to the centerline of each electric modification location.
- Templates regarding location of monitoring switch available upon request.

Concealed Electric Through-Wire (ETW)

- Electric Preparation

ETW-4

\$354.29

ETW-8

\$461.21

ETW-10

\$525.36

ETW-12

\$587.93

- All ETW have 28-Gauge continuous conductors.
- 12" per side required as a suffix.
- Cut out for prep - 1/2" drilled hole.
- Transfers power discreetly from building to door hardware.
- Specify handing and the dimension from the top edge of the door to the centerline of the electric through-wire location.
- Special electric modifications and EPT locations may require additional charges if screw holes have to be moved. Contact Hager Customer Service for charges.
- Templates regarding location of through-wires available upon request.

Available on the following Roton profiles:

- 780-057HD • 780-112HD • 780-157HD • 780-226HD • 1200-650HD
- 780-111HD • 780-124HD • 780-224HD • 1200-600HD

Power Transfer or Electric Power Transfer Preparation (EPT)

Concealed Leaf

\$137.81

Half Surface

\$83.03

- Hinge leaf cutout to accommodate power transfer device.
- Specify handing and the dimension from the top edge of the door to the **centerline** of the power transfer location.
- Special Electric Modifications and EPT locations may require additional charges if screw holes have to be moved.



Roton Continuous Hinges

MODIFICATIONS & ADDITIONS PRICE

ADDITION TO LIST

Lead Wire for Concealed Electric Hinges

Electric Preparation

4-wire hinge

8-wire hinge

10-wire hinge

- Standard wire leads are 12" per side
- Additional wire leads are available

Per Foot

\$12.21

\$22.18

\$25.15

Exposed Electric Switches (E1S)

\$123.82

- Miniature push button switch incorporated in hinge frame leaf to monitor position of the door.
- Three 12" wire leads.
- Each monitoring hinge only needs one E1S Switch.
- Specify handing and the dimension from the top edge of the door to the centerline of the electric switch location.
- Templates regarding location of contact switch available upon request.

Exposed Electric Contacts (E)

\$123.82

- Transfers power to door in closed position.
- Must have at least two (2) contacts to transfer power.
- Specify handing and the dimension from the top edge of the door to the centerline of the electric contact location.
- Templates regarding location of contacts available upon request.

Removable Electric Through-Wire (RETW) Twelve Wire

\$859.91

Removable 12 Wire Module Only

\$350.66

Component

Finish

7-102-1870

Clear

7-112-1872

Dark Bronze

7-112-1876

Gold

7-112-1881

Black

Removable Electric Through-Wire (RETW) Ten Wire

\$728.77

Removable 10 Wire Module Only

\$283.67

Component

Finish

7-102-1860

Clear

7-112-1870


Dark Bronze

7-112-1875

Gold

7-112-1880

Black



Available on heavy duty profiles:

- 780-057HD • 780-112HD • 780-157HD • 780-226HD
- 780-111HD • 780-124HD • 780-224HD

- Transfers power discreetly from building to door hardware.
- Removable ETW module can be easily removed for adjustment for service.
- Templates regarding location of monitoring switch available upon request.
- Specify handing and the dimension from the top edge of the door to the centerline of the electric through-wire location.



MODIFICATIONS & ADDITIONS

Mortar Box - 430

\$91.40

- Serves as a mortar shield.
- Overall dimensions: 9" (229 mm) length with tabs, 7" (178 mm) inside, 1-3/4" x 1-3/4" (45 mm x 45 mm) inside dimension.
- Galvanized steel 0.040" (1 mm)

**Replacement Molding
780-052M**

Hinge Lengths

79", 83", 85"
95"
119"

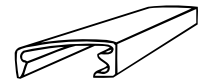
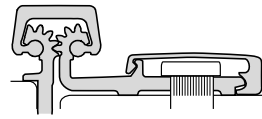
Clear Anodized

\$50.95
\$58.87
\$70.29

Dark Bronze Anodized

\$58.87
\$70.29
\$81.58

Replacement door leaf molding for: 780-053, 780-053HD, 780-054HD, 780-155HD, 780-057HD, 780-157, 780-157HD, and 780-259HD.



**Replacement Molding
780-210M**

Hinge Lengths

79", 83", 85"
95"
119"

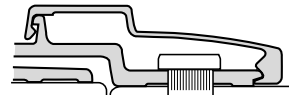
Clear Anodized

\$53.59
\$66.26
\$77.62

Dark Bronze Anodized

\$66.26
\$77.62
\$87.71

Replacement door leaf molding for: 780-210, 780-210HD, 780-211, 780-045HD, and 780-046HD.



**Replacement Molding
780-247M**

Hinge Lengths

79", 83", 85"
95"
119"

Clear Anodized

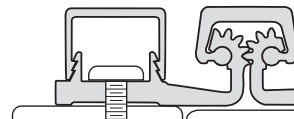
\$45.54
\$53.59
\$66.26

Dark Bronze Anodized

\$53.59
\$66.26
\$77.62

Replacement frame leaf molding
780-157, 780-157HD

Note: Replacement moldings for 780-052M and 780-210M are shipped in stock lengths for trimming in the field and furnished with Allen head set screw and wrench.



Roton Continuous Hinges

MODIFICATIONS & ADDITIONS PRICE

ADDITION TO LIST

Short Hinges

\$29.44

Hinges shorter than 79" will be invoiced at the 79" price. Where two or more short hinges can be obtained from a standard length, pricing is based on the number of standard lengths utilized plus an assembly charge for each hinge.

Extra Long Hinges

\$128.70

Hinges over 119" are manufactured as two separate lengths with a staggered joint for on-site connection. Hinge segments are taken from standard sizes for best economics in relation to the quantity required. Handing specifications are required to position the cuts inconspicuously and to finish symmetrical pairs in double door applications.

Custom Hole Pattern

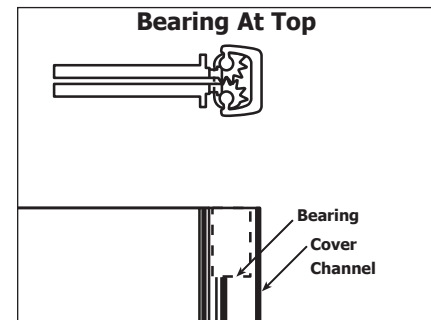
Price on Application Any

hinge may be ordered with special hole locations for unusual frame or door conditions. Please provide specifications for each leaf.

Bearing At Top

\$54.78

This application allows for the bearing to be set at the very top of the cover channel. The cover channel is flush with the top of the geared hinge, preventing any obstructions or debris from being inserted in the top of the channel.



780 Series Concealed Molded Hospital Tip

\$161.70

780 Series Concealed and several Full Surface models can be prepared with a smooth tapered top bearing. This option is ideal for use in hospitals and correctional facilities to help provide a clean and safe environment. For Roton® Ligature-Resistant Opening Solutions see our TIPIT® section below. Not compatible with the round back cover channel option. For complete list of compatible models for this option, please reference chart on page 13.



Hospital Tip and TIPIT® Compatibility		
Part #	Molded Hospital Tip	TIPIT®
750-134		•
750-138		•
780-045		•
780-046		•
780-053		•
780-054		•
780-057	•	
780-110	•	•
780-111	•	•
780-112	•	•
780-113	•	•
780-124	•	•
780-155		•
780-210	•	•
780-211		
780-224	•	•
780-226	•	•



Roton Continuous Hinges

MODIFICATIONS & ADDITIONS

TIPIT®

Designed to work with in new and retrofit applications, the TIPIT® was designed with safety in mind. When openings are fitted with the patented TIPIT® in conjunction with our Roton® Continuous Geared Hinge, this combination provides a safe environment while meeting institutional requirements for preventing objects from being hung from the top of the hinge.

Concealed

\$76.56



Full Surface (Gray or Black)

\$194.04



Tamper Resistant Hinge

\$189.82

This application is intended for use in hospital psychiatric areas and places of high security. The hinge is **prepared with a hospital tip** and every other bearing is supplied with a set screw to lock against the inside of the cover channel for additional security. 780 Series Concealed and Full Surface models (780-057, 780-157, and 780-210) are available in this configuration. Torx screws available at additional charge (see page 15).

Dutch Door Prep

\$112.40

Furnished as continuous frame leaf, whole door leaf is cut to fit dutch door specified length.

Bearing Replacement Kit

Standard Duty for 780 Series

Heavy Duty for 780 Series

Extra Heavy Duty for 1200 Series

Clear and Dark Bronze

\$ 57.62


\$109.69

\$218.00

Center Punches

Self-Centering center punches are available for #12 countersunk screws supplied. To make sure screw heads seat properly, accurate center punching is required.

\$12.87



**MODIFICATIONS & ADDITIONS
PRICE**

ADDITION TO LIST

Shim Stock

1/16" x 1-1/2" Wide x 7' Long

1/8" x 1-1/2" Wide x 7' Long

\$44.35 each

\$61.84 each

Larger sizes available

Price on application

For clearance between the door and frame which may be excessive, a continuous shim is helpful (applied behind the frame leaf only). Anodized aluminum extrusions are supplied with no holes.

Shipping Carton

\$30.95 each

Extra shipping cartons are available for reshipping hinges in quantities of 2 or less.

Fasteners

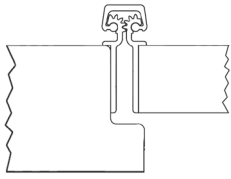
All hinges are shipped with appropriate fasteners for metal doors and frames except where noted. **If wood screws are required, please specify on order, and wood screws will be substituted at no extra charge.** Bulk screws are packed separately.

Description	Part Numbers		
	Clear	Dark Bronze	
#12 x 1-1/2" Flat Head Wood Screw	7-080-0050	7-080-0051	\$342.80/box of 500
#12-24 x 11/16" Self-Drilling Flat Head Screw	7-080-0070	7-080-0072	\$306.50/box of 500
#12-24 x 1/2" Spanner Head Machine Screw			\$2.77 each
#12-24 x 11/16" Drill Quick Torx Screw			\$2.77 each
#12-24 x 13/32" Self-Threading Screw (Clear or Bronze)			\$1.12 each
#12-24 x 11/16" Self-Drilling Flat Head Screw (Clear or Bronze)			\$1.58 each
#12-24 x 11/16" Self-Drilling Pan Head Screw (Clear)			\$1.58 each
#12 x 1-1/2" Flat Head Wood Screw (Clear or Bronze)			\$1.58 each
Sexbolts			\$4.09 each

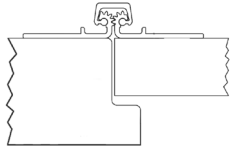
Note: Additional fasteners may be ordered as follows (add to the hinge list price before applying buying group discount).



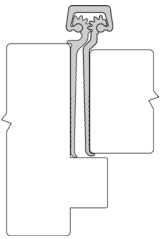
Roton Continuous Geared Hinges



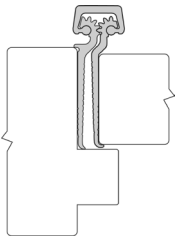
Description	Size	Finish	2022 List	Stock No.	Case Qty.
500-048 Concealed Leaf With Sheet Metal Screws 1-1/6" Nominal Leaf Thickness	24" (610 mm)	Clear	97.48	068560	1
		Dark Bronze	129.89	068046	
	36" (914 mm)	Clear	110.42	068521	1
		Dark Bronze	146.19	-	
	48" (1219 mm)	Clear	129.89	068520	1
		Dark Bronze	162.36	067970	
	72" (1829 mm)	Clear	162.36	068509	1
		Dark Bronze	194.83	067969	



500-220 Full Surface With Sheet Metal Screws 1-1/6" Nominal Leaf Thickness	24" (610 mm)	Clear	97.48	067944	1
		Dark Bronze	129.89	-	
	36" (914 mm)	Clear	113.72	067940	1
		Dark Bronze	146.19	067009	
	48" (1219 mm)	Clear	129.89	067939	1
		Dark Bronze	162.36	067001	
	72" (1829 mm)	Clear	162.36	067938	1
		Dark Bronze	194.83	067000	

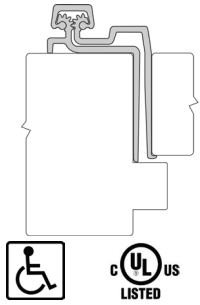


750-134 Concealed Leaf With Half Drill Quick and Half Wood Screws 1-3/4" Interior Wood Door	79" (2007 mm)	Clear	210.08	194853	8
	83" (2108 mm)	Clear	210.08	194855	8
	85" (2159 mm)	Clear	210.08	194859	8
	95" (2413 mm)	Clear	267.16	194861	8
	119" (3023 mm)	Clear	413.49	194863	6

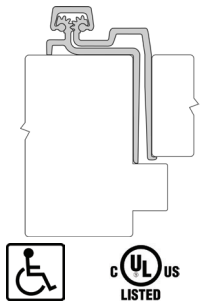


750-138 Concealed Leaf With Half Drill Quick and Half Wood Screws 1-3/8" Interior Wood Door	79" (2007 mm)	Clear	213.77	194890	8
	83" (2108 mm)	Clear	213.77	194897	8
	85" (2159 mm)	Clear	213.77	194909	8
	95" (2413 mm)	Clear	261.49	-	8
	119" (3023 mm)	Clear	403.26	-	8

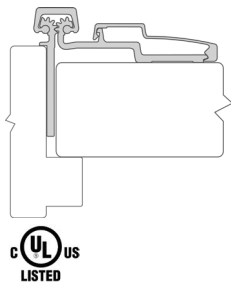
Roton Continuous Geared Hinges



Description	Size	Finish	2022 List	Stock No.	Case Qty.
780-041HD Concealed Leaf Heavy Duty 1-3/4" Door Swing Clear Action	79" (2007 mm)	Clear	478.37	194918	6
		Dark Bronze	634.92	194919	
		Black	730.22	-	
	83" (2108 mm)	Clear	478.37	194803	6
		Dark Bronze	634.92	194920	
		Black	730.22	-	
	85" (2159 mm)	Clear	478.37	194921	6
		Dark Bronze	634.92	194923	
		Black	730.22	-	
95" (2413 mm)	Clear	592.94	194805	6	
	Dark Bronze	781.04	194924		
	Black	898.13	-		
119" (3023 mm)	Clear	885.06	194925	2	
	Dark Bronze	1,164.11	194926		
	Black	1,338.74	-		



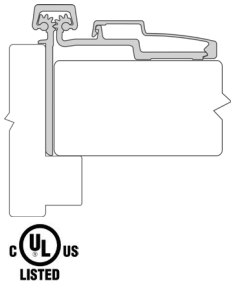
780-041LL Concealed Leaf With Half Drill Quick and Half Wood Screws 1-3/4" Door Lead Lined Heavy Duty Profile Only Swing Clear Action	79" (2007 mm)	Clear	497.51	187432	6
		Dark Bronze	650.76	-	
		Black	748.44	-	
	83" (2108 mm)	Clear	497.51	022711	6
		Dark Bronze	650.76	073552	
		Black	748.44	-	
	85" (2159 mm)	Clear	497.51	095167	6
		Dark Bronze	650.76	-	
		Black	748.44	-	
95" (2413 mm)	Clear	608.92	-	6	
	Dark Bronze	796.88	-		
	Black	916.48	-		
119" (3023 mm)	Clear	899.58	-	2	
	Dark Bronze	1,180.08	-		
	Black	1,357.09	-		



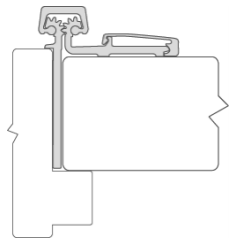
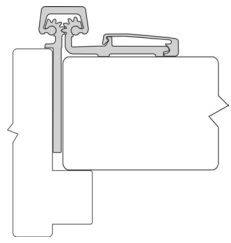
780-045HD Half Surface Heavy Duty	79" (2007 mm)	Clear	567.20	194937	4
		Dark Bronze	758.21	-	
		Black	871.99	-	
	83" (2108 mm)	Clear	567.20	194938	4
		Dark Bronze	758.21	194939	
		Black	871.99	-	
	85" (2159 mm)	Clear	567.20	194940	4
		Dark Bronze	758.21	194942	
		Black	871.99	-	
95" (2413 mm)	Clear	697.22	194943	4	
	Dark Bronze	932.58	194944		
	Black	1,072.34	47150		
119" (3023 mm)	Clear	1,038.71	194945	2	
	Dark Bronze	1,387.32	194947		
	Black	1,595.48	-		



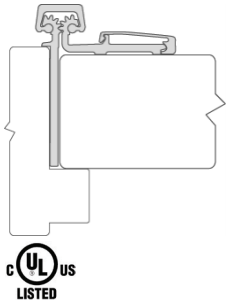
Roton Continuous Geared Hinges



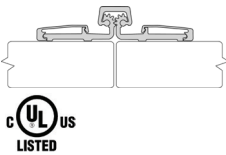
Description	Size	Finish	2022 List	Stock No.	Case Qty.
780-046HD Half Surface Heavy Duty	79" (2007 mm)	Clear	610.50	194948	4
		Dark Bronze	800.84	-	
		Black	920.96	-	
	83" (2108 mm)	Clear	610.50	194949	4
		Dark Bronze	800.84	194950	
		Black	920.96	88082	
	85" (2159 mm)	Clear	610.50	194951	4
		Dark Bronze	800.84	197942	
		Black	920.96	-	
	95" (2413 mm)	Clear	748.57	194952	4
		Dark Bronze	995.41	194953	
		Black	1,144.70	-	
	119" (3023 mm)	Clear	1,118.30	99397	2
		Dark Bronze	1,481.96	81736	
		Black	1,704.25	-	
780-053 Half Surface	79" (2007 mm)	Clear	296.74	194464	5
		Dark Bronze	408.01	194990	
		Black	469.13	-	
	83" (2108 mm)	Clear	296.74	194991	5
		Dark Bronze	408.01	194992	
		Black	469.13	135666	
	95" (2413 mm)	Clear	367.62	194993	5
		Dark Bronze	497.24	194994	
		Black	571.82	199830	
780-053HD Half Surface Heavy Duty	79" (2007 mm)	Clear	372.24	194996	5
		Dark Bronze	466.88	194997	
		Black	536.98	66022	
	83" (2108 mm)	Clear	372.24	194998	5
		Dark Bronze	466.88	194999	
		Black	536.98	63779	
	85" (2159 mm)	Clear	372.24	195002	5
		Dark Bronze	466.88	195003	
		Black	536.98	-	
	95" (2413 mm)	Clear	461.87	195004	5
		Dark Bronze	559.55	195005	
		Black	643.50	199831	
	119" (3023 mm)	Clear	706.99	195006	3
		Dark Bronze	943.80	195007	
		Black	1,085.44	-	



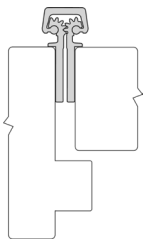
Roton Continuous Geared Hinges



Description	Size	Finish	2022 List	Stock No.	Case Qty.
780-054HD Half Surface Heavy Duty	79" (2007 mm)	Clear	406.56	195050	5
		Dark Bronze	500.02	195051	
		Black	574.99	-	
	83" (2108 mm)	Clear	406.56	195052	5
		Dark Bronze	500.02	195053	
		Black	574.99	80289	
	85" (2159 mm)	Clear	406.56	195054	5
		Dark Bronze	500.02	195055	
		Black	574.99	-	
95" (2413 mm)	Clear	502.66	195056	5	
	Dark Bronze	594.66	195057		
	Black	683.76	99659		
119" (3023 mm)	Clear	733.26	195058	3	
	Dark Bronze	998.05	195059		
	Black	1,147.74	72407		



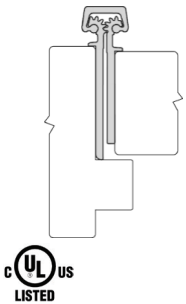
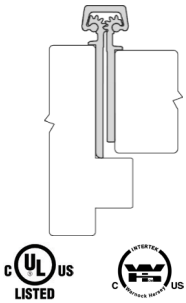
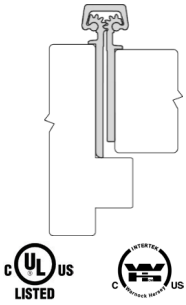
780-057HD Full Surface Heavy Duty Bi-Fold Applications	79" (2007 mm)	Clear	434.28	021238	5
		Dark Bronze	613.27	017850	
		Black	705.28	-	
	83" (2108 mm)	Clear	434.28	007856	5
		Dark Bronze	613.27	025973	
		Black	705.28	-	
	85" (2159 mm)	Clear	434.28	025846	5
		Dark Bronze	613.27	174835	
		Black	705.28	-	
	95" (2413 mm)	Clear	552.16	024478	5
		Dark Bronze	759.26	094331	
		Black	873.18	-	
	119" (3023 mm)	Clear	823.02	088469	4
		Dark Bronze	1,130.84	165568	
		Black	1,300.46	-	



780-110HD Concealed Leaf Heavy Duty For 1" to 1-3/8" door	79" (2007 mm)	Clear	276.14	100071	8
		Dark Bronze	356.80	196487	
		Black	410.26	-	
	83" (2108 mm)	Clear	276.14	110418	8
		Dark Bronze	356.80	111266	
		Black	410.26	84514	
	85" (2159 mm)	Clear	276.14	112381	8
		Dark Bronze	356.80	173953	
		Black	410.26	63320	
	95" (2413 mm)	Clear	331.85	112392	8
		Dark Bronze	430.06	112393	
		Black	494.60	90279	
	119" (3023 mm)	Clear	525.62	112405	7
		Dark Bronze	690.23	112406	
		Black	793.85	91587	

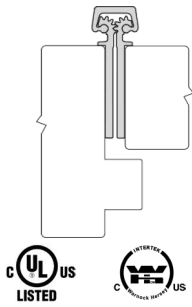


Roton Continuous Geared Hinges

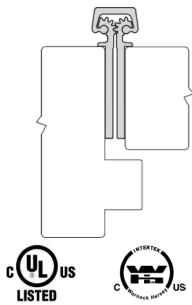


Description	Size	Finish	2022 List	Stock No.	Case Qty.
780-111 Concealed Leaf	79" (2007 mm)	Clear	215.69	194809	8
		Dark Bronze	278.65	194810	
		Black	320.43	60918	
	83" (2108 mm)	Clear	215.69	184007	8
		Dark Bronze	278.65	184008	
		Black	320.43	80025	
	95" (2413 mm)	Clear	262.81	184031	8
		Dark Bronze	341.75	184048	
		Black	392.96	98769	
780-111HD Concealed Leaf Heavy Duty	79" (2007 mm)	Clear	268.36	183917	8
		Dark Bronze	350.46	194812	
		Black	403.13	-	
	83" (2108 mm)	Clear	268.36	183924	8
		Dark Bronze	350.46	183988	
		Black	403.13	116592	
	85" (2159 mm)	Clear	268.36	194814	8
		Dark Bronze	350.46	194815	
		Black	403.13	83711	
	95" (2413 mm)	Clear	325.78	184025	8
		Dark Bronze	421.34	194816	
		Black	484.57	109310	
	119" (3023 mm)	Clear	520.61	194817	7
		Dark Bronze	677.95	194819	
		Black	779.59	113845	
780-111LL Concealed Leaf With Half Drill Quick and Half Wood Screws Lead Lined Heavy Duty Profile Only	79" (2007 mm)	Clear	290.40	194848	8
		Dark Bronze	369.07	-	
		Black	424.51	-	
	83" (2108 mm)	Clear	290.40	195079	8
		Dark Bronze	369.07	195080	
		Black	424.51	-	
	85" (2159 mm)	Clear	290.40	-	8
		Dark Bronze	369.07	-	
		Black	424.51	-	
	95" (2413 mm)	Clear	345.18	195088	8
		Dark Bronze	439.82	195089	
		Black	505.82	-	
	119" (3023 mm)	Clear	534.60	-	7
		Dark Bronze	697.22	-	
		Black	801.90	-	

Roton Continuous Geared Hinges



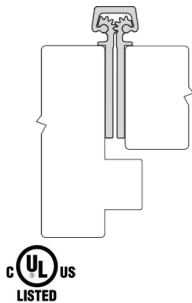
Description	Size	Finish	2022 List	Stock No.	Case Qty.
780-112 Concealed Leaf Single Pack w/ Drill Quick Screws	79" (2007 mm)	Clear	181.63	183922	8
		Dark Bronze	234.56	194822	
		Black	269.81	74006	
	83" (2108 mm)	Clear	181.63	184001	8
		Dark Bronze	234.56	184003	
		Black	269.81	136045	
	95" (2413 mm)	Clear	222.42	184032	7
		Dark Bronze	292.91	184033	
		Black	336.86	126429	



780-112 Concealed Leaf Case Pack w/ Drill Quick Screws Must Order Case Quantity	83" (2108 mm)	Clear	163.42	184009	8
		Dark Bronze	211.20	184010	
		Black	248.88	-	

780-112HD Concealed Leaf Single Pack w/ Drill Quick Screws	79" (2007 mm)	Clear	225.59	183881	8
		Dark Bronze	291.46	194826	
		Black	335.15	128859	
	83" (2108 mm)	Clear	225.59	183926	8
		Dark Bronze	291.46	183932	
		Black	335.15	110422	
	85" (2159 mm)	Clear	225.59	184011	8
		Dark Bronze	291.46	184013	
		Black	335.15	123296	
	95" (2413 mm)	Clear	271.79	184020	7
		Dark Bronze	358.38	184021	
		Black	412.10	123220	
	119" (3023 mm)	Clear	437.18	184038	7
		Dark Bronze	576.05	194827	
		Black	662.51	114187	

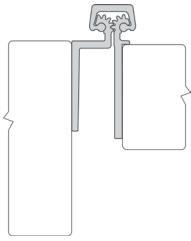
780-112HD Concealed Leaf Case Pack w/ Drill Quick Screws Must Order Case Quantity	83" (2108 mm)	Clear	206.45	109235	8
		Dark Bronze	262.42	80053	
		Black	301.75	183989	



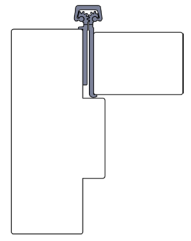
780-112LL Concealed Leaf With Half Drill Quick and Half Wood Screws Lead Lined Heavy Duty Profile Only	79" (2007 mm)	Clear	248.82	195090	8
		Dark Bronze	325.25	-	
		Black	374.09	-	
	83" (2108 mm)	Clear	248.82	195091	8
		Dark Bronze	325.25	195092	
		Black	374.09	83861	
	85" (2159 mm)	Clear	248.82	195093	8
		Dark Bronze	325.25	-	
		Black	374.09	-	
	95" (2413 mm)	Clear	302.68	195094	8
		Dark Bronze	388.08	195095	
		Black	446.95	-	
	119" (3023 mm)	Clear	482.86	195096	7
		Dark Bronze	630.96	197874	
		Black	725.60	-	



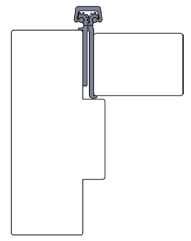
Roton Continuous Geared Hinges



Description	Size	Finish	2022 List	Stock No.	Case Qty.
780-113HD Concealed Leaf Heavy Duty "Safety Hinge" When Used Without Frame Stop	79" (2007 mm)	Clear	456.72	195097	6
		Dark Bronze	614.06	195098	
		Black	706.20	-	
	83" (2108 mm)	Clear	456.72	195099	6
		Dark Bronze	614.06	195100	
		Black	706.20	-	
	85" (2159 mm)	Clear	456.72	195101	6
		Dark Bronze	614.06	195102	
		Black	706.20	-	
	95" (2413 mm)	Clear	748.57	195103	6
		Dark Bronze	840.58	195104	
		Black	966.64	-	
	119" (3023 mm)	Clear	929.02	195105	4
		Dark Bronze	1,098.11	-	
		Black	1,262.84	-	



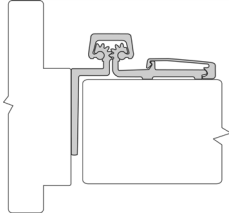
780-124HD Concealed Leaf Heavy Duty profile only Single Pack w/ Drill Quick Screws	79" (2007 mm)	Clear	229.28	194831	8
		Dark Bronze	298.58	194832	
		Black	343.46	-	
	83" (2108 mm)	Clear	229.28	183991	8
		Dark Bronze	298.58	194834	
		Black	343.46	140988	
	85" (2159 mm)	Clear	229.28	194835	8
		Dark Bronze	298.58	197391	
		Black	343.46	-	
	95" (2413 mm)	Clear	277.33	194836	7
		Dark Bronze	333.30	194837	
		Black	383.33	-	
	119" (3023 mm)	Clear	450.65	194838	7
		Dark Bronze	590.57	-	
		Black	679.14	-	



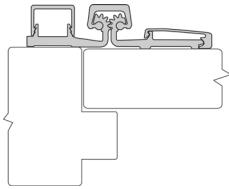
780-124LL Concealed Leaf Heavy Duty profile only With half drill quick and Half Wood Screws Lead Lined	79" (2007 mm)	Clear	258.59	55498	8
		Dark Bronze	333.30	-	
		Black	383.33	-	
	83" (2108 mm)	Clear	258.59	195114	8
		Dark Bronze	333.30	74529	
		Black	383.33	-	
	85" (2159 mm)	Clear	258.59	197934	8
		Dark Bronze	333.30	-	
		Black	383.33	-	
	95" (2413 mm)	Clear	310.60	75300	7
		Dark Bronze	391.91	-	
		Black	450.78	-	
	119" (3023 mm)	Clear	493.28	49286	7
		Dark Bronze	639.94	-	
		Black	735.90	-	



Roton Continuous Geared Hinges



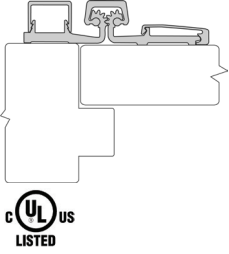
Description	Size	Finish	2022 List	Stock No.	Case Qty.
780-155HD Half Surface Heavy Duty Center Hung and Egress Conversions	79" (2007 mm)	Clear	479.69	016603	5
		Dark Bronze	645.88	128736	
		Black	742.90	-	
	83" (2108 mm)	Clear	479.69	068088	5
		Dark Bronze	645.88	068371	
		Black	742.90	71061	
	85" (2159 mm)	Clear	479.69	018276	5
		Dark Bronze	645.88	046665	
		Black	742.90	-	
	95" (2413 mm)	Clear	588.59	063096	5
		Dark Bronze	796.36	056566	
		Black	915.82	196310	
119" (3023 mm)	Clear	875.95	078745	2	
	Dark Bronze	1,183.91	062632		
	Black	1,361.45	-		
780-157 Full Surface Frame Face Dimension Limitations	79" (2007 mm)	Clear	279.31	022092	5
		Dark Bronze	377.26	049196	
		Black	433.88	85841	
	83" (2108 mm)	Clear	279.31	048049	5
		Dark Bronze	377.26	063070	
		Black	433.88	159357	
	95" (2413 mm)	Clear	341.48	021262	5
		Dark Bronze	460.81	009045	
		Black	529.85	170884	



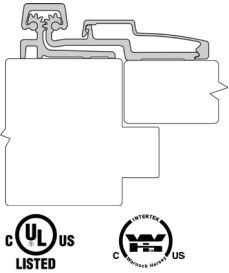
1. U/M is each unless otherwise noted.



Roton Continuous Geared Hinges

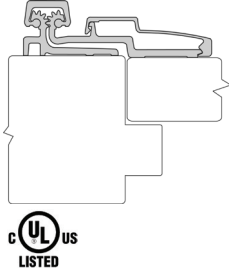


Description	Size	Finish	2022 List	Stock No.	Case Qty.
780-157HD Full Surface Heavy Duty Frame Face Dimension Limitations	79" (2007 mm)	Clear	346.10	022028	5
		Dark Bronze	422.00	084386	
		Black	485.36	94867	
	83" (2108 mm)	Clear	346.10	048059	5
		Dark Bronze	422.00	062422	
		Black	485.36	36598	
	85" (2159 mm)	Clear	346.10	019546	5
		Dark Bronze	422.00	035156	
		Black	485.36	188600	
	95" (2413 mm)	Clear	415.27	048060	5
		Dark Bronze	507.01	010547	
		Black	583.04	112593	
	119" (3023 mm)	Clear	688.25	099644	2
		Dark Bronze	898.02	037141	
		Black	1,030.39	189834	



780-210 Full Surface	79" (2007 mm)	Clear	279.31	010064	6
		Dark Bronze	377.26	073030	
		Black	433.88	60919	
	83" (2108 mm)	Clear	279.31	048050	6
		Dark Bronze	377.26	048051	
		Black	433.88	45510	
	95" (2413 mm)	Clear	334.22	063037	6
		Dark Bronze	455.27	020588	
		Black	523.51	068541	

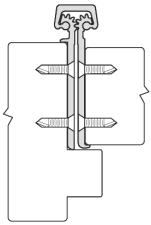
Roton Continuous Geared Hinges



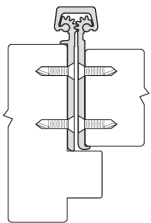
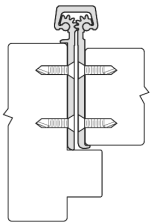
Description	Size	Finish	2022 List	Stock No.	Case Qty.
780-210HD Full Surface Heavy Duty	79" (2007 mm)	Clear	340.82	017046	6
		Dark Bronze	414.35	017037	
		Black	476.52	177093	
	83" (2108 mm)	Clear	340.82	048061	6
		Dark Bronze	414.35	048062	
		Black	476.52	93405	
	85" (2159 mm)	Clear	340.82	024124	6
		Dark Bronze	414.35	071974	
		Black	476.52	-	
95" (2413 mm)	Clear	402.34	048063	6	
	Dark Bronze	495.00	046722		
	Black	569.18	154984		
119" (3023 mm)	Clear	672.94	025722	2	
	Dark Bronze	754.25	000304		
	Black	867.37	165971		



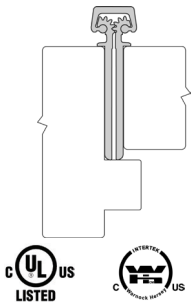
Roton Continuous Geared Hinges



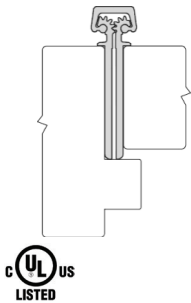
Description	Size	Finish	2022 List	Stock No.	Case Qty.
780-224 Concealed Leaf 1-3/4" Doors Single Pack w/ Drill Quick Screws	79" (2007 mm)	Clear	183.88	183923	7
		Dark Bronze	239.84	194839	
		Black	275.88	-	
	83" (2108 mm)	Clear	183.88	184005	7
		Dark Bronze	239.84	184006	
		Black	275.88	90379	
	95" (2413 mm)	Clear	233.11	184036	7
		Dark Bronze	301.36	194840	
		Black	346.50	198251	
780-224 Bulk Pack Concealed Leaf 1-3/4" Doors Case Pack w/ Drill Quick Screws Must Order Case Quantity					
780-224HD Concealed Leaf 1-3/4" Doors Single Pack w/ Drill Quick Screws	79" (2007 mm)	Clear	229.42	183882	7
		Dark Bronze	297.32	183921	
		Black	343.07	67150	
	83" (2108 mm)	Clear	229.42	184122	7
		Dark Bronze	298.32	183973	
		Black	343.07	183992	
	85" (2159 mm)	Clear	229.42	184012	7
		Dark Bronze	298.32	184014	
		Black	343.07	199457	
	95" (2413 mm)	Clear	277.86	184022	7
		Dark Bronze	365.90	184023	
		Black	420.82	195809	
	119" (3023 mm)	Clear	455.27	184039	5
		Dark Bronze	592.68	194842	
		Black	681.65	195810	
780-224HD Concealed Leaf 1-3/4" Doors Case Pack w/ Drill Quick Screws Must Order Case Quantity					
780-224LL Concealed Leaf 1-3/4" Doors Lead Lined With Half Drill Quick and Half Wood Screws Heavy Duty Profile Only	79" (2007 mm)	Clear	264.92	195181	7
		Dark Bronze	338.05	195221	
		Black	388.87		
	83" (2108 mm)	Clear	264.92	195184	7
		Dark Bronze	338.05	195222	
		Black	388.87	53872	
	85" (2159 mm)	Clear	264.92	195223	7
		Dark Bronze	338.05	-	
		Black	388.87	-	
	95" (2413 mm)	Clear	320.36	195224	7
		Dark Bronze	394.42	195225	
		Black	453.55	-	
	119" (3023 mm)	Clear	503.84	195226	5
		Dark Bronze	649.44	-	
		Black	746.86	-	



Roton Continuous Geared Hinges



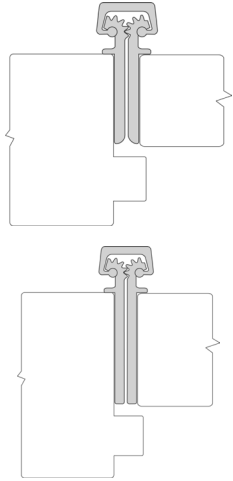
Description	Size	Finish	2022 List	Stock No.	Case Qty.
780-226HD Concealed Leaf Heavy Duty For Doors 2" or Thicker Concealed Leaf Heavy Duty For Doors 2" or Thicker	79" (2007 mm)	Clear	274.43	194843	7
		Dark Bronze	361.94	194844	
		Black	416.33	-	
	83" (2108 mm)	Clear	274.43	183974	7
		Dark Bronze	361.94	194845	
		Black	416.33	195812	
	85" (2159 mm)	Clear	274.43	194846	7
		Dark Bronze	361.94	194849	
		Black	416.33	67532	
95" (2413 mm)	Clear	333.96	184024	7	
	Dark Bronze	429.40	194850		
	Black	493.81	195813		
119" (3023 mm)	Clear	542.39	193587	5	
	Dark Bronze	704.49	194851		
	Black	810.08	195815		



780-226LL Concealed Leaf For Lead Lined Doors 2" or Thicker With Half Drill Quick and Half Wood Screws Heavy Duty Profile Only	79" (2007 mm)	Clear	297.40	195229	7
		Dark Bronze	378.84	195233	
		Black	435.60	-	
	83" (2108 mm)	Clear	297.40	195235	7
		Dark Bronze	378.84	95797	
		Black	435.60	-	
	85" (2159 mm)	Clear	297.40	143304	7
		Dark Bronze	378.84	-	
		Black	435.60	-	
	95" (2413 mm)	Clear	359.44	195236	7
		Dark Bronze	431.90	195237	
		Black	496.72	-	
	119" (3023 mm)	Clear	564.56	195238	5
		Dark Bronze	727.32	195239	
		Black	836.48	-	



Roton Continuous Geared Hinges



Description	Size	Finish	2022 List	Stock No.	Case Qty.
1200-600XHD Concealed Leaf Extra Heavy Duty For doors from 1-3/4" to 2-3/8" thick.	83" (2108 mm)	Clear	1,382.04	000590	1
		Dark Bronze	1,933.80	028601	
	95" (2413 mm)	Clear	1,565.85	004040	1
		Dark Bronze	2,118.60	065709	
	119" (3023 mm)	Clear	1,750.32	090770	1
		Dark Bronze	2,302.07	107206	
1200-650XHD Concealed Leaf Extra Heavy Duty For doors 2-3/8" thick or thicker.	83" (2108 mm)	Clear	1,842.72	090353	1
		Dark Bronze	2,394.48	135473	
	95" (2413 mm)	Clear	2,026.20	090439	1
		Dark Bronze	2,579.28	108903	
	119" (3023 mm)	Clear	2,211.00	090440	1
		Dark Bronze	2,762.76	044852	

TABLE OF CONTENTS

B

Barn Door Hardware

9400 Series Barn Door Packaged Sets..... 15
Barn Door Privacy Lock..... 18
eConestoga Series Barn Door Hardware..... 17

Bi-Fold Door Hardware

9570 Packaged Sets.....9

By-Pass Door Hardware

9611 Packaged Sets.....7
9613 Packaged Sets.....5
9614 Packaged Sets.....6

C

Components for 9400 Series Barn Door Hardware... 16
Components for Sliding Door Hardware 13

D

Door Selection Chart.....3

H

How to Order.....2

P

Pocket Door Hardware

9628 | 9629 | 9630 | 9631 Framed Kits 11
9850 Framed Kits..... 12
9878 Packaged Sets 10

W

Wall Mount 9710 Series 14



Sliding Door Hardware

GENERAL INFORMATION

Cancellation Notification

Cancellation for made-to-order items must be communicated within 48 hours of order placement.

HOW TO ORDER:

EXAMPLE: 9710HD Wall Mount Packaged Set For 1 Door CLA 72"

STOCK NUMBER: 160958

PLEASE READ

In our effort to streamline our SDH offering and make it easier to do business with Hager, we have enhanced quality and performance and significantly reduced leads times. As part of this new consolidated line, and for your convenience, we have created a quick cross-reference guide to highlight the changes.

IMPORTANT: The components between new and previous versions (Consolidated Series) are **NON-INTERCHANGEABLE**

	CONSOLIDATED SERIES	NEW PART NUMBER
BI-FOLD SET	9570, 9860, 9861, 9890, 9891	9570RC
BY-PASS SET	9675, 9676, 9611, 9110	9611CS
	9673, 9674	9611CS (Add optional 9622 fascia) ¹
	9885	9611HD (Add optional 9622 fascia) ²
	9130, 9612, 9875	9611HD
	9514, 9583	9613RS
	9614, 9683	9614RS
WALL MOUNT SET	9710	9710HD
POCKET DOOR SETS	9678, 9110	9878CS
	9878, 9130, 9901	9878HD

Note 1: The 9611CS (150 LBS.) Bypass Set with the optional 9622 Fascia becomes the equivalent to previous version 9673 and 9674. The components between new and previous versions are non-interchangeable.

Note 2: The 9611HD (250 LBS.) Bypass Set with the optional 9622 Fascia becomes the equivalent to previous version 9885. The components between new and previous versions are non-interchangeable.



Maximum Weight Per Door	Packaged Sets	Description	Parts Bags	Track
By-Pass				
60#	9613RS-48	9613 BY-PASS RS 48" (1219 mm) MIL (non-fascia) - By-pass set for two 24" doors	9625	9623
60#	9613RS-60	9613 BY-PASS RS 60 (1524 mm) MIL (non-fascia)- By-pass set for two 30" doors	9625	9623
60#	9613RS-72	9613 BY-PASS RS 72" (1829 mm)MIL (non-fascia)- By-pass set for two 36" doors	9625	9623
60#	9613RS-96	9613 BY-PASS RS 96" (2438 mm)MIL (non-fascia) - By-pass set for two 48" doors	9625	9623
60#	9614RS-48	9614 BY-PASS RS 48" (1219 mm) MIL (fascia) - By-pass set for two 24" doors	9625	9624
60#	9614RS-60	9614 BY-PASS RS 60 (1524 mm) MIL (fascia)- By-pass set for two 30" doors	9625	9624
60#	9614RS-72	9614 BY-PASS RS 72" (1829 mm)MIL (fascia)- By-pass set for two 36" doors	9625	9624
60#	9614RS-96	9614 BY-PASS RS 96" (2438 mm)MIL (fascia) - By-pass set for two 48" doors	9625	9624
150#	9611CS-48	9611 BY-PASS CS 48" (1219 mm) MIL, 150 lbs. per door, Door thickness from 1-3/8" or 1-3/4" - By-pass set for two 24" doors	9805	9303HD
150#	9611CS-60	9611 BY-PASS CS 60" (1524 mm) MIL, 150 lbs. per door, Door thickness from 1-3/8" or 1-3/4" - By-pass set for two 30" doors	9805	9303HD
150#	9611CS-72	9611 BY-PASS CS 72" (1829 mm) MIL, 150 lbs. per door, Door thickness from 1-3/8" or 1-3/4" - By-pass set for two 36" doors	9805	9303HD
150#	9611CS-96	9611 BY-PASS CS 96" (2438 mm) MIL, 150 lbs. per door, Door thickness from 1-3/8" or 1-3/4"- By-pass set for two 48" doors	9805	9303HD
250#	9611HD-48	9611 BY-PASS HD 48" (1219 mm) MIL, 250 lbs. per door, Door thickness from 1-3/8" or 1-3/4"- By-pass set for two 24" doors	9806	9303HD
250#	9611HD-60	9611 BY-PASS HD 60" (1524 mm) MIL, 250 lbs. per door, Door thickness from 1-3/8" or 1-3/4"- By-pass set for two 30" doors	9806	9303HD
250#	9611HD-72	9611 BY-PASS HD 72" (1829 mm)MIL, 250 lbs. per door, Door thickness from 1-3/8" or 1-3/4", - By-pass set for two 36" doors	9806	9303HD
250#	9611HD-96	9611 BY-PASS HD 96" (2438 mm) MIL, 250 lbs. per door, Door thickness from 1-3/8" or 1-3/4", - By-pass set for two 48" doors	9806	9303HD
Bi-Fold Sets				
125#	9750RC-36	9570 BI-FOLD RC 36" (914 mm) MIL - Bi-fold set for two 18" doors	9805	9303HD
125#	9750RC-48	9570 BI-FOLD RC 48" (1219 mm) MIL 4PNL - Bi-fold set for four 12" doors	9805	9303HD
125#	9750RC-60	9570 BI-FOLD RC 60" (1524 mm) MIL 4PNL - Bi-fold set for four 15" doors	9805	9303HD
125#	9750RC-72	9570 BI-FOLD RC 72" (1829 mm)MIL 4PNL - Bi-fold set for four 18" doors	9805	9303HD
125#	9750RC-96	9570 BI-FOLD RC 96" (2438 mm) MIL 4PNL - Bi-fold set for four 24" doors	9805	9803HD
250#	9852HD-84	9852HD, 84", 250 lbs, 2x6, Heavy Duty Pocket Door Kit	9606	9303HD



Sliding Door Hardware

Maximum Weight Per Door	Packaged Sets	Description	Parts Bags	Track
Pocket Door Sets (Framing Not Included)				
150#	9878CS-72	Aluminum box track & hardware for 1-3/8" & 1-3/4" thick doors - 72" (1829 mm)	9805	9303HD
150#	9878CS-96	Aluminum box track & hardware for 1-3/8" & 1-3/4" thick doors- 96" (2438 mm)	9805	9303HD
250#	9878HD-72	Heavy duty Aluminum box track & hardware for 1-3/8" thick doors and up- 72" (1829 mm)	9806	9303HD
250#	9878HD-96	Heavy duty Aluminum box track & hardware for 1-3/8" thick doors and up- 96" (2438 mm)	9806	9303HD
Pocket Door Framed Kits				
150#	9628CS	9628CS, 108", 150 lbs, Commercial Pocket Door Kit	9605	9303HD
150#	9629CS	9629CS, 96", 150 lbs, Commercial Pocket Door Kit	9605	9303HD
150#	9630CS	9630CS, 84", 150 lbs, Commercial Pocket Door Kit	9605	9303HD
150#	9631CS	9631CS, 80", 150 lbs, Commercial Pocket Door Kit	9605	9303HD
250#	9850HD-96	9850HD, 96", 250 lbs, Heavy Duty Pocket Door Kit	9606	9303HD
250#	9850-102	9850HD, 102", 250 LB, 2x4, HEAVY DUTY POCKET KIT	9606	9303HD
250#	9852HD-80	9852HD, 80", 250 LB, 2X6, HEAVY DUTY POCKET KIT	9606	9303HD
250#	9852HD-84	9852HD, 84", 250 lbs, 2x6, Heavy Duty Pocket Door Kit	9606	9303HD
Wall Mount Sets				
250#	9710HD-72	9710 WL MNT HD 72" Clear	9806	9703HD
250#	9710HD-96	9710 WL MNT HD 96" Clear	9806	9703HD
250#	9710HD-144	9710 WL MNT HD 144" Clear	9806	9703HD
250#	9710HD-72	9710 WL MNT HD 72" Black	9806	9703HD
250#	9710HD-96	9710 WL MNT HD 96" Black	9806	9703HD
250#	9710HD-144	9710 WL MNT HD 144" Black	9806	9703HD
9400 Series Barn Door				
250#	9432-78	9432 TOP MOUNT STICK 2m (78-3/4") SS ROUND RAIL	1-269-8672	N/A
250#	9432-96	9432 TOP MOUNT STICK 2m (96-3/4") SS ROUND RAIL	1-269-8672	N/A
250#	9436-78	9436 FACE MNT STRAP STICK 2m (78-3/4") SS RD RAIL	1-269-8672	N/A
250#	9436-96	9436 FACE MNT STRAP STICK 2m (96-3/4") SS RD RAIL	1-269-8672	N/A
e-Conestoga Barn Door				
250#	9456-72	9456 Flat Track Steel Black Top Mnt 72" Track Kit	1-269-8652	1-269-8658
250#	9456-96	9456 Flat Track Steel Black Top Mnt 96" Track Kit	1-269-8652	1-269-8660
250#	9457-72	9457 Flat Track Steel Black Face Mnt 72" Track Kit	1-269-8659	1-269-8658
250#	9457-96	9457 Flat Track Steel Black Face Mnt 96" Track Kit	1-269-8659	1-269-8660



Sliding Door Hardware - 9613RS (Non-Fascia) Packaged Sets - By-Pass



Description	2024 List	Stock No.
-------------	--------------	-----------

9613RS Packaged Sets for doors up to 60 lbs (27.2 kg) per door.

System Includes: Aluminum track, (4) 1-wheel hangers, (2) Flush cup pulls, (1) Floor channel door guide, Parts bag

Product Information: Door weight up to 60 lbs. per door with single wheel hanger, Door thickness 3/4"-1-3/8", Track is extruded aluminum with "V" shaped rails, grooved fascia, Optional soft-close (1-269-8651) for doors up to 150 lbs.

Note: 9613RS replaces 9514 & 9583 - The components between new and previous versions are NON-INTERCHANGEABLE

9613RS-48	9613 BY-PASS RS 48" (1219 mm) MIL (non-fascia) - By-pass set for two 24" doors	30.96	002711
9613RS-60	9613 BY-PASS RS 60 (1524 mm) MIL (non-fascia)- By-pass set for two 30" doors	36.36	002663
9613RS-72	9613 BY-PASS RS 72" (1829 mm)MIL (non-fascia)- By-pass set for two 36" doors	62.70	002664
9613RS-96*	9613 BY-PASS RS 96" (2438 mm)MIL (non-fascia) - By-pass set for two 48" doors	53.88	002665

9613RS (Non-Fascia) Replacement Components

PART NUMBER	DESCRIPTION	2024 List	Stock No.
9623-96	Replacement track for 9613RS (Non-Fascia)	23.77	100203232
9625	Replacement 2-dr Parts Bag for 9613RS and 9614RS, Includes: (4 each 1/2" offset single hangers, adjustable floor guide and 2 each SN 2-1/8" pulls and all required hardware)	47.89	100203234

*Note: Expandable to additional doors (i.e. 3-4 door configuration) The purchase of Parts Bag 9625 is required for each door.



Sliding Door Hardware - 9614RS (Fascia Included) Packaged Sets - By-Pass



Description	2024 List	Stock No.
-------------	-----------	-----------

9614RS Packaged Sets for doors up to 60 lbs (27.2 kg) per door.

System Includes: Aluminum track, (4) 1-wheel hangers, (2) Flush cup pulls, (1) Floor channel door guide, Parts bag

Product Information: Door weight up to 60 lbs. per door with single wheel hanger, Door thickness 3/4"-1-3/8", Track is extruded aluminum with "V" shaped rails, Optional soft-close (1-269-8651) for doors up to 150 lbs.

Note: 9614RS replaces 9614 & 9683 - The components between new and previous versions are NON-INTERCHANGEABLE

9614RS-48	9614 BY-PASS RS 48" (1219 mm) MIL (fascia) - By-pass set for two 24" doors	63.92	002666
9614RS-60	9614 BY-PASS RS 60 (1524 mm) MIL (fascia)- By-pass set for two 30" doors	74.20	002658
9614RS-72	9614 BY-PASS RS 72" (1829 mm)MIL (fascia)- By-pass set for two 36" doors	84.56	002655
9614RS-96*	9614 BY-PASS RS 96" (2438 mm)MIL (fascia) - By-pass set for two 48" doors	110.58	002656

9614RS (Fascia) Replacement Components

PART NUMBER	DESCRIPTION	2024 List	Stock No.
9624-96	Replacement track for 9614RS (Fascia)	60.96	100203233
9625	Replacement 2-dr Parts Bag for 9613RS and 9614RS, Includes: (4 each 1/2" offset single hangers, adjustable floor guide and 2 each SN 2-1/8" pulls and all required hardware)	47.89	100203234

*Note: Expandable to additional doors (i.e. 3-4 door configuration) The purchase of Parts Bag 9625 is required for each door.





Description	2024 List	Stock No.
-------------	-----------	-----------

9611CS Packaged Sets for doors up to 150 lbs (68 kg) per door.
9611HD Packaged Sets for doors up to 250 lbs (113 kg) per door.
9611CS System Includes: (2)9303HD Aluminum track -see *SDH components section*, (4) 9805-see components section- 1-wheel hangers, (2) Flush cup pulls, (1) Floor channel door guide, Parts bag
9611HD System Includes: (2) 9303HD Aluminum track - see *SDH components section*, (4) 9806 BB- 1-wheel hangers - see *SDH components section*, (2) Flush cup pulls, (1) Floor channel door guide, Parts bag
Product Information: 9611CS Door weight up to 150 lbs. per door, 9611HD Door weight up to 250 lbs. per door with single wheel hanger, Door thickness 1-3/8" or 1-3/4", Quick-release hangers allow for easy door hanging and removal, Optional soft-close (1-269-8651) for doors up to 150 lbs

Note: 9611CS replaces 9675, 9676, 9611, 9110 - The components between new and previous versions are NON-INTERCHANGEABLE

Note: 9611HD replaces - 9130, 9612, 9875 The components between new and previous versions are NON-INTERCHANGEABLE

9611CS-48	9611 BY-PASS CS 48" (1219 mm) MIL, 150 lbs. per door, Door thickness from 1-3/8" or 1-3/4" - By-pass set for two 24" doors	117.36	006970
9611CS-60	9611 BY-PASS CS 60" (1524 mm) MIL, 150 lbs. per door, Door thickness from 1-3/8" or 1-3/4" - By-pass set for two 30" doors	128.64	006964
9611CS-72	9611 BY-PASS CS 72" (1829 mm) MIL, 150 lbs. per door, Door thickness from 1-3/8" or 1-3/4" - By-pass set for two 36" doors	141.92	007812
9611CS-96	9611 BY-PASS CS 96" (2438 mm) MIL, 150 lbs. per door, Door thickness from 1-3/8" or 1-3/4"- By-pass set for two 48" doors	186.20	006946
9611HD-48	9611 BY-PASS HD 48" (1219 mm) MIL, 250 lbs. per door, Door thickness from 1-3/8" or 1-3/4"- By-pass set for two 24" doors	141.92	006947
9611HD-60	9611 BY-PASS HD 60" (1524 mm) MIL, 250 lbs. per door, Door thickness from 1-3/8" or 1-3/4"- By-pass set for two 30" doors	153.24	006939
9611HD-72	9611 BY-PASS HD 72" (1829 mm)MIL, 250 lbs. per door, Door thickness from 1-3/8" or 1-3/4", -By-pass set for two 36" doors	166.52	006940
9611HD-96	9611 BY-PASS HD 96" (2438 mm) MIL, 250 lbs. per door, Door thickness from 1-3/8" or 1-3/4", - By-pass set for two 48" doors	191.40	006930

9611CS & 9611HD Replacement Components

PART NUMBER	DESCRIPTION	2024 List	Stock No.
9303HD-72	9303HD 72" MIL - Replacement Track	33.00	100200692
9303HD-96	9303HD 96" MIL - Replacement Track	50.00	100200694
9303HD-144	9303HD 144" MIL - Replacement Track	81.00	100200695
9621-CS	Replacement 2-dr (Parts Bag) set for 9611CS, Includes: (4)-wheel hanger for 150 LB, 1-3/8 to 1-3/4" floor guide, 2 each SN 2-1/8" pulls and all required hardware)	62.87	100203239
9621-HD	Replacement 2-dr (Parts Bag) set for 9611HD, Includes: (4)-wheel hanger for 250 LB, 1-3/8 to 1-3/4" floor guide, 2 each SN 2-1/8" pulls and all required hardware)	79.85	100203240



Sliding Door Hardware - 9611CS & 9611HD Packaged Sets - By-Pass continued


9622 Optional (2-11/16", 68.3mm) Grooved Fascia for 9611CS and 9611HD



PART NUMBER	DESCRIPTION	2024 List	Stock No.
<p>Note: The 9611CS (150 lbs.) bypass set with the optional 9622 fascia becomes the equivalent to previous version 9673 and 9674. The components between new and previous versions are NON-INTERCHANGEABLE</p> <p>Note: The 9611HD (250 lbs.) bypass set with the optional 9622 fascia becomes the equivalent to previous version 9885. The components between new and previous versions are NON-INTERCHANGEABLE</p>			
9622-48	'L' Shaped with pre-punched mounting slots - Aluminum Fascia for 9611CS & 9611HD, 48"	49.42	100203573
9622-60	'L' Shaped with pre-punched mounting slots - Aluminum Fascia for 9611CS & 9611HD, 60"	55.00	100203574
9622-72	'L' Shaped with pre-punched mounting slots - Aluminum Fascia for 9611CS & 9611HD, 72"	58.88	100203575
9622-96	'L' Shaped with pre-punched mounting slots - Aluminum Fascia for 9611CS & 9611HD, 96"	71.72	100203576



Sliding Door Hardware - 9570RC - Bi-Fold



Description	2024 List	Stock No.
-------------	-----------	-----------

9570RC Packaged Sets for doors up to 125 lbs (57 kg) per door.

System Includes: 9303HD Aluminum track see components section and 9805 hanger parts pag - see components section

Product Information: Track is extruded aluminum jump-proof style with "V" shaped rails

Note: 9570RC replaces 9570, 9860, 9861, 9890, 9891 - The components between new and previous versions are NON-INTERCHANGEABLE


9750RC-36	9570 BI-FOLD RC 36" (914 mm) MIL - Bi-fold set for two 18" doors	66.80	003120
9750RC-48	9570 BI-FOLD RC 48" (1219 mm) MIL 4PNL - Bi-fold set for four 12" doors	110.00	002747
9750RC-60	9570 BI-FOLD RC 60" (1524 mm) MIL 4PNL - Bi-fold set for four 15" doors	116.60	002748
9750RC-72	9570 BI-FOLD RC 72" (1829 mm) MIL 4PNL - Bi-fold set for four 18" doors	124.20	002742
9750RC-96	9570 BI-FOLD RC 96" (2438 mm) MIL 4PNL - Bi-fold set for four 24" doors	137.80	002738

9570RC Replacement Components

PART NUMBER	DESCRIPTION	2024 List	Stock No.
9303HD-72	9303HD 72" MIL - Replacement Track	33.00	100200692
9303HD-96	9303HD 96" MIL - Replacement Track	50.00	100200694
9303HD-144	9303HD 144" MIL - Replacement Track	81.00	100200695
9581	Pivot set includes the lead 4-wheel roller, top pivot pin and track bracket, bottom pivot bracket and pins, wood knob, one aligner and all required hardware	59.69	100203238



Sliding Door Hardware - 9878CS & 9878HD - Pocket Door Sets (Framing Not Included)



Description	2024 List	Stock No.	
9878CS Packaged Sets for doors up to 150 lbs (68 kg) per door.			
9878HD Packaged Sets for doors up to 250 lbs (113 kg) per door.			
9878CS System Includes: 9303HD aluminum track <i>see components section</i> and 9805 parts bag <i>see components section, parts bag</i>			
9878HD System Includes: 9303HD Aluminum track - <i>see SDH components section</i> , 9806 BB- 1-wheel hangers - <i>see SDH components section, parts bag</i>			
Product Information: Door thickness from 1-1/8" - 1-3/4", Track is extruded aluminum jump-proof style with "V" shaped rails, Meets performance requirements ANSI/BHMA A156.14 (Grade 1) for sliding doors by exceeding 100,000 cycles, Optional soft-close (1-269-8651) for doors up to 150 lbs.			
Note: 9878CS replaces 9678 / 9878HD replaces 9878 - The components between new and previous versions are NON-INTERCHANGEABLE			
9878CS-72	Pocket Door Set - 6' (1829 mm) for 3'0" (914 mm) door	81.40	016371
9878CS-96	Pocket Door Set - 8' (2438 mm) for 4'0" (1219 mm) door	103.49	016365
9878HD-72	Pocket Door Set - 6' (1829 mm) for 3'0" (914 mm) door	118.60	016352
9878HD-96	Pocket Door Set - 8' (2438 mm) for 4'0" (1219 mm) door	144.20	016353

Sliding Door Hardware - 9628CS | 9629CS | 9630CS | 9631CS - 9600 Commercial Series Pocket Door Frame Kits



Description	2024 List	Stock No.
-------------	--------------	-----------

9628CS Packaged Sets for doors up to 150 lbs (68 kg) per door.

9629CS Packaged Sets for doors up to 150 lbs (68 kg) per door.

9630CS Packaged Sets for doors up to 150 lbs (68 kg) per door.

9631CS Packaged Sets for doors up to 150 lbs (68 kg) per door.

System Includes: 2"x4" Header and Track Assembly (9303HD), 2 pairs of Split Studs, 2 each Floor Plates, 2, End Brackets, 2 each (9805) rollers with hanger plates, 1 each (9881CS) Bumper, and 1 pair (9883CS) Floor Guide.

For 1-3/8" (35 mm) thick doors. 9634CS (sold separately) for 1-3/4" doors.

Product Information: V-groove jump proof aluminum track, Pre-assembled header goes up quickly, Real wood split studs, size and to prevent fastener penetration into the pocket, 2 pairs of split studs with wood inserts, Optional soft-close (1-269-8651) for doors up to 150 lbs

	9628CS	9629CS	9630CS	9631CS
Max Door Weight	150 lbs. (68 KG)	150 lbs. (68 KG)	150 lbs. (68 KG)	150 lbs. (68 KG)
Door Thickness	1-1/8" - 1-3/4" (29MM-44MM)	1-1/8" - 1-3/4" (29MM-44MM)	1-1/8" - 1-3/4" (29MM-44MM)	1-1/8" - 1-3/4" (29MM-44MM)
Door Width & Height	H: 9'0" (2743MM) W: 3'0" (914MM)	H: 9'0" (2743MM) W: 3'0" (914MM)	H: 9'0" (2743MM) W: 3'0" (914MM)	H: 9'0" (2743MM) W: 3'0" (914MM)
Hanger	9805	9805	9805	9805

Note: 9628CS replaces 9628, 9629CS replaces 9629, 9630CS replaces 9630, 9631CS replaces 9631 - The components between new and previous versions are NON-INTERCHANGEABLE

9628CS	9628CS, 108", 150 lbs, Commercial Pocket Door Kit	317.08	020463
9629CS	9629CS, 96", 150 lbs, Commercial Pocket Door Kit	288.90	020464
9630CS	9630CS, 84", 150 lbs, Commercial Pocket Door Kit	283.01	020458
9631CS	9631CS, 80", 150 lbs, Commercial Pocket Door Kit	280.84	020459



Sliding Door Hardware - 9850HD-102 | 9850HD-96 | 9852HD-84 | 9852HD-80 - 9800

Heavy-Duty Series Pocket Door Framed Kits



Description	2024 List	Stock No.
-------------	-----------	-----------

9850HD-96 Packaged Sets for doors up to 250 lbs (113 kg) per door.

9850-102 Packaged Sets for doors up to 250 lbs (113 kg) per door.

9852HD-80 Packaged Sets for doors (2 X 6) up to 250 lbs (113 kg) per door.

9852HD-84 Packaged Sets for doors (2 X 6) up to 250 lbs (113 kg) per door.

9850HD System Includes: 2"x4" Header and Track Assembly (9303HD), 3 pairs of Split Studs, 3 each Floor Plates for 1-3/8" thick doors, 3 each Floor Plates for 1-3/4" thick doors, 6 shims , 2 End Brackets, 2 each (9806) rollers with hanger plates, one each (9881CS) Bumper, and 1 pair (9883CS) Floor Guide. or 1-3/8" (35 mm) and 1-3/4" (44 mm) thick doors.

9850HD System Includes: 2"x6"Header and Track Assembly (9303HD), 2 pairs of Split Studs, 2 each 4" Floor Plates, 2 End Brackets, 2 each (9806) rollers with hanger plates, 1each (9881CS) Bumper, and 1 pair (9883CS) Floor Guide. For 1-3/8" (35 mm) and 1-3/4" (44 mm) thick doors.

Product Information: For doors 1-1/8" - 1-3/4" thick weighing up to 250 lbs., Pre-assembled header assembly goes up quickly, Heavy-duty, V-groove jump proof aluminum track, Real wood split studs, size 3/4" x 1-3/4" width relative to length, steel encased for rigidity and to prevent fastener penetration into the pocket

	9850HD-102	9850HD-96	9852HD-84	9852-80
Max Door Weight	250 lbs. (113 KG)	250 lbs. (113 KG)	250 lbs. (113 KG)	250 lbs. (113 KG)
Door Thickness	1-1/8" - 1-3/4" (29MM-44MM)	1-1/8" - 1-3/4" (29MM-44MM)	1-1/8" - 1-3/4" (29MM-44MM)	1-1/8" - 1-3/4" (29MM-44MM)
Door Width & Height	H: 8'6" (2591MM) W: 4'0" (1219MM)	H: 8'0" (2438MM) W: 4'0" (1219MM)	H: 7'0" (2134MM) W: 4'0" (1219MM)	H:6'8" (2032MM) W: 4'0" (1219MM)
Hanger	9806 BB	9806 BB	9806 BB	9806 BB

Note: 9850HD replaces 9850 - The components between new and previous versions are NON-INTERCHANGEABLE


9850HD-96	9850HD, 96", 250 lbs, Heavy Duty Pocket Door Kit	357.05	026725
9850-102	9850HD, 102", 250 LB, 2x4, HEAVY DUTY POCKET KIT	382.10	027870
9852HD-80	9852HD, 80", 250 LB, 2X6, HEAVY DUTY POCKET KIT	395.33	027865
9852HD-84	9852HD, 84", 250 lbs, 2x6, Heavy Duty Pocket Door Kit	451.16	027858

Sliding Door Hardware - Components (The parts listed below are NON-INTERCHANGEABLE with previous versions)

Description	2024 List	Stock No.
 1-269-8651 1-269-8651 PKT DR SFT CL MECH, UP TO 150 LB, CS/HD	80.03	027589
 9805 9805 4-WHEEL HANGER 2D, 150 LB, CS/HD SERIES - Parts Bag	20.67	135317
 9806 9806 4-WHEEL HANGER BALL BRG, 250 LB, CS/HD SERIES - Parts Bag	25.06	135318
 9881CS RUBBER BUMPER, CS/HD SERIES	1.32	027847
 9639CS MULLION CONVERSION KIT, CS/HD SERIES	31.45	096595
 9634CS 1-3/4" ADAPTER KIT, CS/HD SERIES	11.02	097519
 9883CS FLOOR GUIDE, CS/HD SERIES	7.52	096686
 9889CS 1-3/8" POCKET GUIDE, CS/HD SERIES	10.21	096687
 9303HD-72 9303 SDH HD 72" MIL TRACK	33.00	108087
9303HD-96 9303 SDH HD 96" MIL TRACK	50.00	108135
9303HS-144 9303 SDH HD 144" MIL TRACK	81.00	108137



Sliding Door Hardware - 9710HD Packaged Sets - Wall-Mount





Description	2024 List	Stock No.
9710HD-72 CLR Packaged Sets for heavy duty single doors and bi-parting doors up to 250 lbs. (113kg)		
9710HD-96 CLR Packaged Sets for heavy duty single doors and bi-parting doors up to 250 lbs. (113kg)		
9710HD-144 CLR Packaged Sets for heavy duty single doors and bi-parting doors up to 250 lbs. (113kg)		
9710HD-72 BLA Packaged Sets for heavy duty single doors and bi-parting doors up to 250 lbs. (113kg)		
9710HD-96 BLA Packaged Sets for heavy duty single doors and bi-parting doors up to 250 lbs. (113kg)		
9710HD-144 BLA Packaged Sets for heavy duty single doors and bi-parting doors up to 250 lbs. (113kg)		
System Includes: 9803 Track, fascia, end caps and 9806 parts bags. (Heavy duty aluminum wall-mount box track, anodized fascia, end caps and hardware for 1" (25mm) and		
9611HD System Includes: (2) 9303HD Aluminum track - see SDH components section, (4) 9806 BB- 1-wheel hangers - see SDH components section, (2) Flush cup pulls, (1) Floor channel door guide, Parts bag		
Product Information: Available sizes: 72" (1829 mm), 96" (2438 mm), 144" (3658 mm), For 1-1/8" to 1-3/4" thick doors, Maximum door weight: up to 250 lbs., Maximum door weight: up to 250 lbs., Optional soft-close (1-269-8651) for doors up to 150 lbs., Meets performance ANSI/BHMA A156.14 (Grade 1) for sliding doors exceeding 100,000 cycles		
Note: 9710HD replaces 9710. Also, black replaces DBZ which is no longer available - The components between new and previous versions are NON-INTERCHANGEABLE		
9710HD-72 CLR	9710 WL MNT HD 72" Clea	304.12 107635
9710HD-96 CLR	9710 WL MNT HD 96" Clear	350.91 107688
9710HD-144 CLR	9710 WL MNT HD 144" Clear	584.81 107695
9710HD-72 BLA	9710 WL MNT HD 72" Black	380.16 107635
9710HD-96 BLA	9710 WL MNT HD 96" Black	438.61 107688
9710HD-144 BLA	9710 WL MNT HD 144" Black	605.00 107695

9710HD Wall-Mount Replacement Parts - Description - The components between new and previous versions are NON-INTERCHANGEABLE

9703HD-72	9703HD WL MNT HD 72" MIL (Track)	89.00 100200742
9703HD-96	9703HD WL MNT HD 96" MIL (Track)	117.00 100200744
9704-72 CLR	9704 WL MNT 72" CLR (Fascia)	105.00 100200478
9704-72 BLA	9704 WL MNT 72" BLA (Fascia)	124.00 100200749
9704-96 CLR	9704 WL MNT 96" CLR (Fascia)	136.00 100200750
9704-96 BLA	9704 WL MNT 96" BLA (Fascia)	153.00 100200751
9705 CLR	9705 WL MNT PLASTIC CLR (2- pk Polybag End Cap)	35.00 100200746
9705 BLA	9705 WL MNT PLASTIC BLACK (2-Pack Poly Bag End Cap)	42.00 100200747
1-159-0003	1-159-0003 Center Stop Bumpers	9.50 100200752
1-569-0004	1-569-0004 Wall-Mount Adjustable Fin Guide	4.65 100200753
















Sliding Door Hardware - 9400 Series Stainless Barn Door

	Description	Finish	2024 List	Stock No.	Case Qty
	9432 Packaged Sets - Top Mount Stick 2m SS Round Rail Includes stainless steel track with two end caps, hangers with wall brackets, one bottom door guide, two track stops, mounting and installation hardware				
	9432-78 - Top Mount Stick 2m (78-3/4") SS Round Rail	32D	350.00	183635	1
	9432-96 - Top Mount Stick 2m (96-3/4") SS Round Rail	32D	395.00	183636	1
	9436 Packaged Sets - Face Mount Strap Stick 2m SS Round Rail Includes stainless steel track with two end caps, hangers with wall brackets, one bottom door guide, two track stops, mounting and installation hardware				
	9436-78 - Face mount Strap Stick 2m (78-3/4") SS Round Rail	32D	445.00	183643	1
	9436-96 - Face mount Strap Stick 2m (96-3/4") SS Round Rail	32D	475.00	183643	1












Sliding Door Hardware - 9400 Series Stainless Barn Door Components

	Description	Finish	2024 List	Stock No.	Case Qty
	1-269-8650 Spring Loaded Cushion Stop for 9400 Barn Door Series I	32D	34.45	86376	1
	1-269-8663 Round Rail Connector SS304 satin nickel	32D	42.53	181901	1
	1-269-8665 Tool set for O5WG; O6WG; O7WG (round rail)		4.51	183156	1
	1-269-8666 Tool set for O1W; O2W (round rail)	32D	4.51	183163	1
	1-269-8667 End Cap	32D	11.40	183164	1
	1-269-8668 Guide for wood door		7.14	183165	1
	1-269-8669 Door Stop	32D	49.67	183166	1
	1-269-8670 Guide for glass door	32D	35.52	183167	1
	1-269-8671 Top Mount Stick Sliding Door Roller for Wood, SS304 Satin	32D	177.27	183168	1
	1-269-8674 Strap Stick Sliding Door Roller for Wood and Glass, SS304 Satin	32D	354.48	183172	1
	1-269-8678 Flat Rail Door Stopper Left, SS304 Satin	32D	70.91	183180	1
	1-269-8679 Flat Rail Door Stopper Right, SS304 Satin	32D	70.91	183181	1
	1-269-8680 Flat Rail Anti Jump	32D	4.26	183182	1



eConestoga Barn Door Hardware Series

	Description	Finish	2024 List	Stock No.
	9456-72 Flat Rail Steel Black Top Mount 72" Track Kit Includes Track	BLK	160.00	96467
	9456-96 Flat Rail Steel Black Top Mount 96" Track Kit Includes Track	BLK	175.00	96466
	9457-72 Flat Rail Steel Black 3" Hook 72" Track Kit Includes Track	BLK	160.00	96427
	9457-96 Flat Rail Steel Black 3" Hook 96" Track Kit Includes Track	BLK	175.00	96388
	1-269-8649 Flat Rail Track Connector	BLK	16.16	96361
	1-269-8648 72" Rail Only	BLK	114.19	96355
	1-269-8647 Door Stop	BLK	129.04	96353
	1-269-8646 Flat Rail Soft Close Add On	BLK	80.68	23353
	1-269-8653 9456 e-Conestoga - Top Mount Hanger	BLK	43.72	22541
	1-269-8674 e-Conestoga Door Stop	BLK	14.60	22523
	1-269-8654 e-Conestoga Track Support	BLK	8.77	22524
	1-269-8655 e-Conestoga Floor Guide (One Piece)	BLK	8.77	22525
	1-269-8656 e-Conestoga Anti-Jump Pin	BLK	8.77	22526
	1-269-8657 e-Conestoga Floor Guide (Two Piece)	BLK	14.60	22520
	1-269-8658 e-Conestoga 72" Track	BLK	58.32	22511
	1-269-8659 9457 e-Conestoga - Face Mount Hanger	BLK	49.55	22502
	1-269-8660 e-Conestoga 96" Track	BLK	75.79	22503



Sliding Door Hardware- Barn Door Privacy Lock

How to Order

9458

2D

BLK

For 1-3/8" (35mm) to 1-3/4"(40mm) thick doors standard.

- Non-handed.
- ADA Compliant thumb turn for commercial applications.
- 2-1/4" or 3-1/2" backset options (see specifications for corresponding wall thickness).
- Drive in bolt casing diameter: 1" (25mm).
- Lock bolt: 1/2" (13mm) diameter, stainless Steel material.
- Lock bolt has 1" projection allowing up to 1/2" door to wall gap. Extra spacer ring accommodates up to 3/4" gap between barn door and wall.
- 1-1/4" diameter spring-loaded dust proof strike provides ample space to receive 1/2" bolt, allows easy locking from privacy side. Strike mounted in barn door for standard door.



Description	Finish	2024 List	Stock No.
94582D-32D Round ADA TT Stainless 2-1/4" Backset	32D	228.14	086683
94582D-10B Round ADA TT Oil Rubbed Bronze 2-1/4" Backset	10B	228.14	086672
94582D-BLK Flat Rail Steel Black 3" Hook 72" Track Kit Includes Track	BLK	228.14	086664
945835-32D Round ADA TT Stainless Steel 3-1/2" Backset	32D	228.14	086663
945835-10B Round ADA TT Oil Rubbed Bronze 3-1/2" Backset	10B	228.14	086657
945835-BLK Round ADA TT Black 3-1/2" Backset	BLK	228.14	086653



Description	Finish	2024 List	Stock No.
9459-32D Surface Jamb Barn Door Lock ADA 1-9/16" Thumb Lever	32D	241.97	35624
9459-BLK Surface Jamb Barn Door Lock ADA 1-9/16" Thumb Lever	10B	241.97	35617



Sliding Door Hardware - Optional Components



Description	Finish	2021 List	Stock No.	Case Qty.
330D	US3	12.15	086840	20
Pocket Door Latch	US5	12.15	086841	
Material: Cast brass	US10	13.60	066707	
Fits: 1-3/8" - 1-3/4" door	US10B	15.15	056768	
Size: 2-3/4" x 2-1/2"	US15	12.15	078972	
Finger Pull Extends: 1-3/8"	US15A	12.95	054061	
Fasteners: #6 x 5/8" OPHWS	US19	7.70	054570	
	US26	12.15	086837	
	US26D	12.95	086838	



330L	US3	14.20	143162	20
Privacy Pocket Door Latch	US5	14.55	143164	
Material: Brass	US10	9.85	014365	
Size: 2-3/4" x 2-1/2"	US10B	17.20	143158	
Finger Pull Extends: 1-3/8"	US15	14.65	143159	
Strike: 1" x 2-1/4"	US15A	14.55	143160	
1-3/8" doors	US19	14.55	143166	
Fasteners: #6 x 5/8" OPHWS; #6 x 3/4" FPHWS	US26	14.20	143167	
	US26D	14.95	143161	



330M	US3	15.00	143172	20
Privacy Pocket Door Latch	US5	26.00	143178	
Material: Brass	US10	34.60	143168	
Size: 2-3/4" x 2-1/2"	US10B	15.90	143169	
Finger Pull Extends: 1-3/8"	US15	34.60	143173	
Strike: 1" x 2-1/4"	US15A	34.60	143174	
1-3/4" doors	US19	34.60	143175	
Fasteners: #6 x 5/8" OPHWS; #6 x 3/4" FPHWS	US26	15.00	143170	
	US26D	14.15	143171	



1741	US2D	2.00	029658	50
Full Mortise Plain Bearing				
Hinges with Screws				
3-1/2" x 3-1/2"				



2610	US3	1.00	013049	500
Finger Pull	US4	1.00	071953	
Material: Brass	US5	1.00	067282	
Overall Diameter: 31/32"	US10A	1.00	068711	
Finger Pull Diameter: 3/4"	US15	1.00	040589	
Pull Clearance: 5/16"	US15A	1.00	040590	
Projection: 1/32"	US26	1.00	013047	
	US26D	1.00	071169	



2620	US3	1.65	013081	50
Round Flush Pull	US4	1.65	072997	
Material: Brass	US5	1.65	072148	
Overall Diameter: 31/32"	US10A	1.65	072534	
Finger Pull Diameter: 1-11/16"	US15	1.65	072624	
Pull Clearance: 11/32"	US26D	1.65	075322	
Projection: 5/64"				



Sliding Door Hardware - Optional Components



Description	Finish	2021 List	Stock No.	Case Qty.
9202 Twin Wheel Hanger - Large 11/16" (18 mm) offset B	US2C	3.45	096562	100
9220CS (Coming soon) Non-Mortise Bi-Fold Hinge with Screws	US2D	1.90	099119	600
2630 Round Flush Pull Material: Brass Overall Diameter: 2-7/16" Finger Pull Diameter: 2-1/16" Pull Clearance: 11/32" Projection: 3/32"	US3 US4 US5 US10A US15 US15A US26 US26D	4.30 4.30 4.30 4.30 4.30 4.30 4.30 4.30	051919 073783 053163 073053 073056 005307 023430 023431	50
9558CS (Coming soon) Wood Knob Knob Diameter: 1-1/2" Base Diameter: 15/16" Fasteners: #8 x 1-3/4" PPHWS	Wood	1.90	096567	100

TABLE OF CONTENTS

A		M	
ANSI Standards.....	2	Mortar Box.....	5
C		N	
Cancellation Notification	2	No Hole (Blank) Hinges	2
Concealed Electric Through-Wire.....	4-5	Q	
Custom Hole Pattern	2	Quick Connect.....	5
Custom Length Hinges	2	R	
D		Raised Barrel.....	3
Dutch Door Hinges	3	Replacement Moldings	3
E		S	
Electrical Modifications Standard Locations.....	4	Security Fasteners.....	3
Electric Power Transfer Preparations (EPT).....	5	Security Studs.....	3
Exposed Electric Switches	5	Sheared Leaf	3
Extra Long Hinges.....	2	Standard Lengths.....	2
F		T	
Fasteners.....	4	Tamper Resistant Hospital Tips	3
Fire Rating	2	W	
H		Wide Throw	3
Hinges			
Concealed Leaf	6-7		
Full Surface.....	7		
Half Surface	6		
Half Mortise	6		
How To Order.....	1		
L			
Lead Lined.....	2		

HOW TO ORDER:

Example: 790-900 83 1/8" US32D 1 PK

Stock Number: 23243

Item Number: PS90083B32D000001

790

STAINLESS
STEEL
CONTINUOUS
HINGE

900

ITEM#

83

LENGTH

1/8"

FRACTION

US32D

FINISH

1 PK

STANDARD
SINGLE
PACK



Stainless Steel Continuous Hinges

ANSI Standards

790 Series stainless steel continuous hinges are approved for ANSI A156.26 Grade 1 for 150-pound doors.

Fire Rating

Hager 790 Series hinges are approved by Underwriters Laboratories, Inc. Fire Rated label for up to 3 hours for metal doors and 90 minutes for wood composite doors.



Cancellation Notification

Cancellation for made-to-order items must be communicated within 48 hours of order placement.

Standard Lengths

Stainless steel hinges are listed and priced as actual lengths 83-1/8" (7'0" opening), 85" (7'2" opening), 95" (8'0" opening), and 119" (10'0" opening) for convenience in application to nominal sized doors. Other lengths may be ordered as non-standard items.

Extra Long Hinges

Hinges over 119" are manufactured as two separate lengths with staggered joints for on-site connection.

MODIFICATIONS & ADDITIONS PRICE

ADDITION TO LIST

Custom Length Hinges

Actual door height may be specified at an additional charge outlined:

- For hinges 40" to 83" in length
- For hinges 83" to 95" in length
- For hinges 95" to 119" in length
- For hinges 119" to 192" in length

\$98.45 to 7' list price.
\$98.45 to 8' list price.
\$98.45 to 10' list price.
\$225.23 to the list price

Custom Hole Pattern

- Any hole pattern or shape other than Hager's standard hole pattern.

Price on Application

No Hole (Blank) Hinges

- Holes omitted for special applications (i.e. welded installation).

Price on Application

Lead Lined Hole Pattern

- Only available on Models 790-900, 790-911 and 790-915.

Price on Application



MODIFICATIONS & ADDITIONS PRICE

ADDITION TO LIST

Tamper Resistant Hospital Tips (HT)

- Custom lengths
- Available on concealed leaf models 790-900, 790-905, 790-907, 790-915, for standard lengths.

\$164.18
Price on Application

Dutch Door Prep (DUTCH)

- Furnished as a continuous frame leaf while door leaf is cut to fit dutch door specified height.

\$164.18

Wide Throw

- Specify distance from pin centerline to heel edge of hinge.

Price on Application

Raised Barrel (SWAGED)

- Available on concealed and half surface models.

Price on Application

Sheared Leaf

- Available on all models except 790-904 and 790-906.
- Specify distance from pin centerline to extreme edge of hinge when ordering.

Price on Application

Security Studs

- Stainless steel security studs mounted through frame leaf into door frame.
- Door and frame must be specifically prepped to accommodate security studs.
- Door leaf is drilled to accommodate studs.

\$115.50

Replacement Moldings (M)

Hinge lengths:

79", 83", 85"


\$242.69

95"

\$262.35

119"

\$287.23



- Shipped in stock lengths for trimming in the field.
- Brush aluminum & furnished with 5 each molding clips, 5 each 1/4"-14 x 1" panhead 2C screws.
- Available on models 790-903, 790-904, 790-906 and 790-909.

Security Fasteners

- Torx and Spanner Head available in place of standard fasteners.

\$118.11



Stainless Steel Continuous Hinges

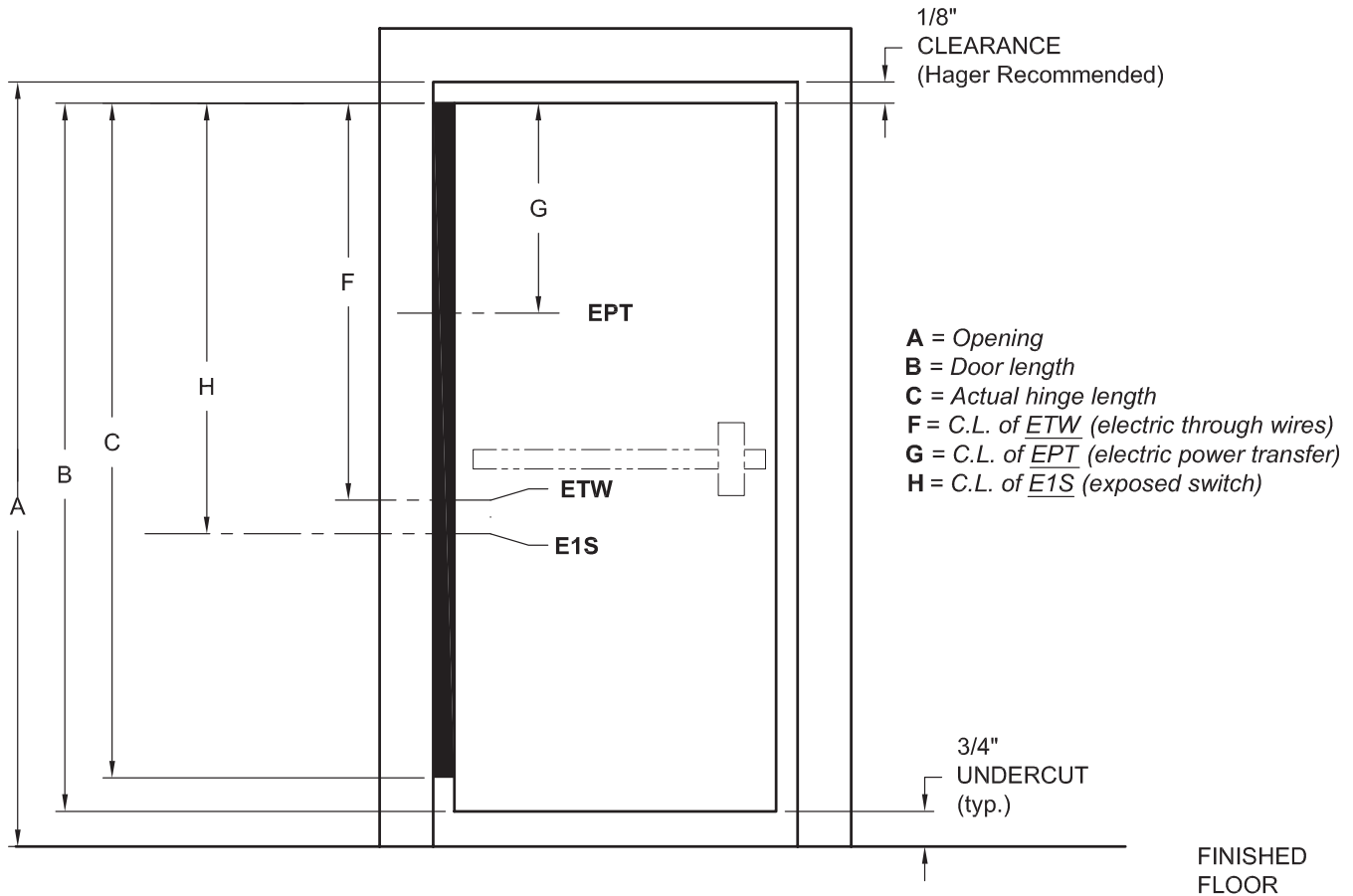
MODIFICATIONS & ADDITIONS

Additional Fasteners

#10-24 x 5/8" Torx Head Machine Screw	\$4.13 /ea
#10-16 x 1-1/4" Thread Forming Flat Head Screw	\$1.78 /ea
1/4"-14 x 1" Thread Forming Pan Head Screw	\$2.61 /ea
#10-24 x 5/8" Self-Drilling Flat Head Screw	\$2.61 /ea
1/4"-20 x 3/4" Self-Drilling Pan Head Screw	\$2.27/ea
Adjustment Stud With Flat Head Screw	\$12.51/ea
Sexbolt and Nut	\$7.77/ea

STANDARD LOCATIONS FOR ELECTRICAL MODIFICATIONS

	79"	83"	85"	95"	119"
Opening	80"	84"	86"	96"	120"
Door Height	79-1/8"	83-1/8"	85-1/8"	95-1/8"	119-1/8"
Hinge Length	79-3/16"	83-1/8"	85-1/8"	95"	118-3/4"
ETW	41-1/2"	43-1/2"	45-1/2"	55-3/8"	79-1/8"
EPT	24-1/2"	28-7/16"	30-7/16"	40-1/2"	64-7/16"
E1S	41-1/2"	43-1/2"	45-1/2"	55-3/8"	79-1/8"



MODIFICATIONS & ADDITIONS PRICE

ADDITION TO LIST

Quick Connect

Available for ETW.

\$65.86

Electric Power Transfer Preparations (EPT)

\$188.10

- Hinge leaf cutout to accommodate power transfer device.
- Specify handing and dimension from top of hinge to centerline of power transfer cutout location. Please note the clearance from top of hinge to underside of header, typically 1/16" to 1/8" (1.6 mm to 3.2 mm).
- Available on models 790-900, 790-903, 790-904, and 790-915.

Exposed Electric Switches (E1S)

\$289.58

- Each monitoring hinge only needs one E1S switch.
- Specify handing and dimension from top of hinge to centerline of electric switch.
- Miniature push button switch is incorporated in the hinge frame leaf to monitor position of the door.

Concealed Electric Through-Wire (ETW)

Electric Through Wire	ETW - 4	\$836.83
Electric Through Wire	ETW - 8	\$1,251.66
Electric Through Wire	ETW - 10	\$1,687.82

- 24-gauge 12" wire leads available on 790-900 and 790-915.
- Transfers power discretely from building to door hardware.
- Specify handing and dimension from top of hinge to centerline of electric through-wire location. Please note the clearance from top of hinge to underside of header, typically 1/16" to 1/8" (1.6 mm to 3.2 mm).

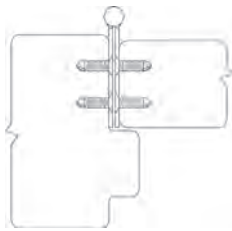
Mortar Box - 430

\$95.21

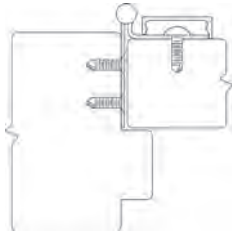
- Serves as mortar shield.
- Top and bottom knockouts for standard conduit fittings.
- Overall dimensions are 9" (229 mm) length with tabs 7" (178 mm). Inside is 1-3/4" x 1-3/4" (45 mm x 45 mm).
- Galvanized steel .040" (1 mm).



Stainless Steel Continuous Hinges



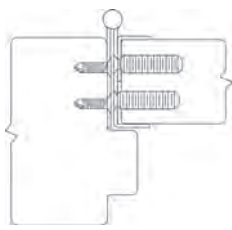
Description		Finish	2022 List	Stock No.	Case Qty.
790-900 Concealed Leaf, 1/8" Inset Door of Any Material	79" (2007 mm)	US32D	628.38	27336	1
	83" (2108 mm)	US32D	628.38	23243	1
	85" (2159 mm)	US32D	715.00	27921	1
	95" (2413 mm)	US32D	721.88	23250	1
	119" (3023 mm)	US32D	1,047.75	23251	1



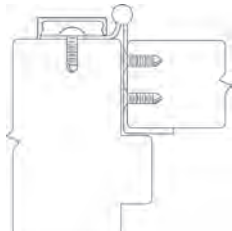
790-903 Half Surface, 1/8" Inset Door of Any Material Optional sex bolts available (specify when ordering).	79" (2007 mm)	US32D	721.88	42721	1
	83" (2108 mm)	US32D	721.88	23254	1
	85" (2159 mm)	US32D	837.38	53025	1
	95" (2413 mm)	US32D	837.38	23256	1
	119" (3023 mm)	US32D	1,068.38	23260	1



790-904 Half Mortise, 1/8" Inset Door of Any Material	79" (2007 mm)	US32D	730.13	71952	1
	83" (2108 mm)	US32D	730.13	52990	1
	85" (2159 mm)	US32D	874.50	92025	1
	95" (2413 mm)	US32D	874.50	52993	1
	119" (3023 mm)	US32D	1,134.38	-	1



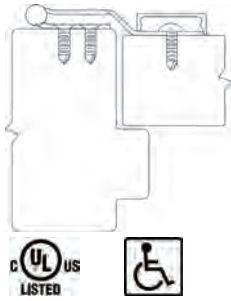
790-905 Concealed Leaf, 1/8" Inset Door of Any Material	79" (2007 mm)	US32D	808.50	65223	1
	83" (2108 mm)	US32D	808.50	23266	1
	85" (2159 mm)	US32D	924.00	36876	1
	95" (2413 mm)	US32D	924.00	23265	1
	119" (3023 mm)	US32D	1,379.13	23267	1



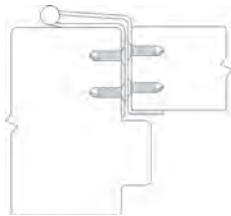
790-906 Half Mortise, Edge Guard Door of Any Material	79" (2007 mm)	US32D	730.13	92102	1
	83" (2108 mm)	US32D	730.13	92103	1
	85" (2159 mm)	US32D	874.50	92105	1
	95" (2413 mm)	US32D	874.50	92107	1
	119" (3023 mm)	US32D	1,134.38	92110	1



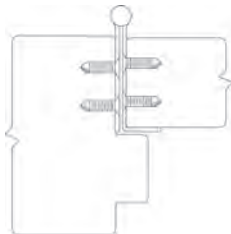
Stainless Steel Continuous Hinges



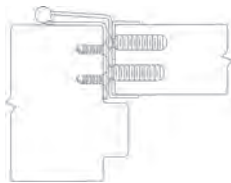
Description		Finish	2022 List	Stock No.	Case Qty.
790-909 Full Surface, 1/8" Inset Swing Clear Door of Any Material Optional sex bolts available (specify when ordering).	79" (2007 mm)	US32D	874.50	38978	1
	83" (2108 mm)	US32D	874.50	23270	1
	85" (2159 mm)	US32D	1,003.75	47643	1
	95" (2413 mm)	US32D	1,003.75	23271	1
	119" (3023 mm)	US32D	1,285.63	23279	1



790-911 Concealed Leaf Swing Clear Door of Any Material	79" (2007 mm)	US32D	910.25	9412	1
	83" (2108 mm)	US32D	910.25	23284	1
	85" (2159 mm)	US32D	932.25	89831	1
	95" (2413 mm)	US32D	932.25	23285	1
	119" (3023 mm)	US32D	1,423.13	23286	1



790-915 Concealed Leaf, 1/16" Inset Door of Any Material	79" (2007 mm)	US32D	759.00	33963	1
	83" (2108 mm)	US32D	759.00	23287	1
	85" (2159 mm)	US32D	859.38	40111	1
	95" (2413 mm)	US32D	859.38	23288	1
	119" (3023 mm)	US32D	1,278.75	23289	1



790-926 Concealed Leaf Swing Clear Door of Any Material	79" (2007 mm)	US32D	1,127.50	45597	1
	83" (2108 mm)	US32D	1,127.50	26760	1
	85" (2159 mm)	US32D	1,270.50	50336	1
	95" (2413 mm)	US32D	1,270.50	26761	1
	119" (3023 mm)	US32D	1,540.00	26762	1



1. U/M is each unless otherwise noted.



TABLE OF CONTENTS

A		I	
Astragal	21, 23-28	Intumescent Weatherstripping.....	15-17
Acoustic Pad.....	15	J	
B		Jamb Weatherstripping	
Barrier Free Ramps.....	9-10	Jamb Weatherstripping.....	22-23, 25-27
Bumper Thresholds.....	9	Adjustable	25
Bumper/Stop Strips.....	11	Magnetic.....	25
C		M	
Carpet Thresholds	11-12	Materials and Finishes.....	2
Cast Abrasive Aluminum Thresholds		P	
Saddle Thresholds	13-14	Panic Thresholds.....	12-13
Cover Plate	14	Press-On Weatherstripping	15-18
D		Product Information.....	2
Door Bottoms		R	
Automatic Door Bottoms.....	19	Rain Drips	
Door Shoes	21-22	DoorBottom Rain Drip	21-22
Door Sweeps.....	20-21, 23, 26-28	Overhead Rain Drip.....	24
Rain Drip	21-22	Replacement Inserts.....	4
E		Residential Thresholds	6-7
Edge Sealing Systems	15-18	S	
Elevator.....	10	Smoke Seals	15-18
F		Saddle Thresholds.....	6-10, 13-14
Fabrication Options	5	Spring Bronze.....	23
Fasteners.....	2	Stock Numbers	31-43
Fastener Options.....	3	Sure-Step.....	5
Finish Options.....	2,5	T	
Fire Labeling.....	2	Thermal Barrier Thresholds	
Floor Closer Thresholds	14	Saddle Thresholds	7-9
Floor Plates and Supports	9-10	Panic Thresholds.....	11-12
G		Thresholds	13
Garage Weatherstripping.....	22	W	
H		Water Return - Interlocking	12
Half Saddle Thresholds	6, 9, 13	Weatherstripping.....	15
How to Order.....	3		



Thresholds & Weatherstripping

PRODUCT INFORMATION

Drawings or illustrations used in the Price Book are subject to change without notice. Questions regarding any dimensions should be directed to Hager Companies Customer Service.

MATERIALS AND FINISHES

Metals

All aluminum extrusions are of alloy 6063-T5. All bronze extrusions are of alloy CDA385 brass specified as Architectural Bronze in the industry. For stock finishes, refer to the code listed below each individual item throughout the price book. Please inquire for the availability on non-stock finishes.

MIL-	Mill Finish Aluminum	LBA -	Light Bronze Anodized Aluminum
300-	Polished Bronze (CDA385)	MIB-	Mill Finish Bronze (CDA385)
CAL-	Cast Aluminum	GYP-	Primed Steel (Grey)
DBA-	Dark Bronze Anodized Aluminum	BLA-	Black Anodized Aluminum
SCA-	Hager Carb-Coat on Aluminum	32D-	Matte Stainless Steel (Non-Extruded)
SCB-	Hager Carb-Coat on Bronze	WH-	White Paint on Aluminum
GLD-	Gold Anodized Aluminum	CLR-	Clear Anodized Aluminum
10B-	Antique Bronze, Oiled	BCA-	Bright Clear Anodized Aluminum

Gaskets

Gasketing is available in a wide variety of materials. Vinyl is an economical choice and remains flexible down to -40°F. Neoprene gasketing is supplied both as a solid (dense) and as a closed cell sponge with a tough outer skin, remaining flexible down to -50°F. Silicone gasketing provides the best resistance to cold by remaining flexible down to -70°F. To order gasket only, see how to order example on page 3.

B-	Nylon Brush (Black)	V-	Vinyl
N-	Neoprene, Solid EPDM	W-	Pile (Thread May Be Removed To Allow Expansion) (Grey)
	Closed Cell Sponge EPDM, TPE (Black)		
S-	Silicone		

Colors for Press-On Gasketing

- B - Brown
- S - Charcoal or Black
- T - Tan
- W - White
- G - Grey

FASTENERS

All products are furnished with appropriate fasteners as listed, except where noted. Most thresholds are furnished with mounting holes and #10 x 1-1/2" flat head sheet metal screws. Most weatherstripping products are furnished with slotted holes and #6 x 5/8" pan head sheet metal screws. Brass screws are furnished with bronze products.

FIRE LABELING

All products containing non-metallic seals have been listed and labeled resulting from a determination by a certified fire laboratory that these products do not adversely affect the fire resistance of the door or frame. All products are regularly checked under a labeling and listing inspection service.



HOW TO ORDER

When placing your order, please specify item number, gasket code, size and finish code. Also be sure to state any special fabrication needs or optional fasteners desired. Thresholds are fabricated in standard sizes with 1/2" extra on thresholds 50" and under. Thresholds over 50" are supplied with 1" extra length for fitting.

Example: 891S V 36 x 84 MIL

Item #	Gasketing	Size	Finish
516S	S-Silicone	36"	GLD
575S	W-Pile	48"	MIB
750S	N-Neoprene	36" x 84"	32D
802S	B-Nylon Brush	48" x 96"	MIL
885S	V-Vinyl	36" x 84"	DBA
881S*	N-Neoprene	48" x 84"	000

*Use Finish 000 to receive gasket only

Thresholds must be purchased and billed at 4" increments, except for Abrasive Cast Aluminum Thresholds and Automatic Door Bottoms. Weatherstripping must be purchased and billed at 4" increments. Threshold and weatherstripping products supplied in lengths up to 12'.

FASTENER OPTIONS

Thresholds

Add to List Price

#10 Wood Screws and Plastic Anchors.....	\$ 0.87 /ft
#10 Wood Screws and Lead Anchors.....	1.14 /ft
#10 Machine Screws and Lead Anchors.....	1.27 /ft
#10 S.S. Machine Screws and Lead Anchors	2.15 /ft
#10 S.S. Wood Screws	1.41 /ft
#10 S.S. Wood Screws and Plastic Anchors	2.02 /ft
#10 S.S. Wood Screws and Lead Anchors.....	2.28 /ft
#10 Torx Wood Screws	2.68 /ft
#10 S.S. Torx Wood Screws	4.09 /ft
#10 Torx Machine Screws.....	2.55 /ft
#10 S.S. Torx Machine Screws.....	3.96 /ft
#10 S.S Torx Machine Screws and Lead Anchors	3.36 /ft
1/4-20 Machine Screws and Lead Anchors.....	1.88 /ft
1/4-20 S.S. Machine Screws and Lead Anchors.....	2.68 /ft
1/4-20 Flat Head Sleeve Anchor	3.43 /ft
1/4 Tap-Con Type (Self-Tapping Concrete).....	1.88 /ft
Cast-On Anchors (Cast Products Only).....	11.29 /ea
Thru-bolts 1/4 - 20 x 1-1/4" FPHM with 1-1/4" post.....	4.09 /ft

Note: Standard fasteners included: #10 x 1-1/2" Phillips flat-head sheet metal screws.

Weatherstripping

Add to List Price

#6 x 5/8" Phillips Pan-head Stainless Steel Screws.....	\$ 0.74 /ft
#6 x 5/8" Phillips Self-drilling (TEK) Screws	0.47 /ft
#6 x 5/8" S.S. Phillips Self-drilling (TEK) Screws	0.60 /ft
#6 x 5/8" Phillips Pan-head Torx Sheet Metal Screws	2.15 /ft
Two-way Self-adhesive Tape	2.02 /ft

Note: Standard fasteners included: #6 x 5/8" Phillips pan-head sheet metal screws.



Thresholds & Weatherstripping

REPLACEMENT INSERTS

Vinyl - Grey

List Price (Per Foot)

434S, 435S, 477S, 478S, 481S, 516S, 518S, 520S, 532S, 541S, 552S, 560S, 565S, 575S, 580S, 599S, 771S, 837S, 860S.....	1.14
756S, 770S, 884S.....	1.61
774S, 777S, 778S, 779S, 780S, 782S, 783S.....	1.88
881S, 885S, 890S, 891S, 896S.....	1.14

Vinyl - Black

Black inserts are supplied standard with DBA aluminum extrusions. Must specify on order for black replacement gaskets.

434S, 435S, 477S, 478S, 481S, 516S, 518S, 520S, 532S, 541S, 552S, 560S, 565S, 575S, 580S, 599S, 771S, 837S, 860S.....	1.14
881S, 885S, 890S, 891S, 896S.....	1.01

Silicone - Grey

434S, 435S, 477S, 478S, 481S, 516S, 518S, 520S, 532S, 541S, 552S, 560S, 565S, 575S, 580S, 599S, 771S, 837S, 860S.....	3.36
730S, 740S.....	6.65
750S.....	1.88
772S.....	3.70
875S.....	2.15
881S, 885S, 890S, 891S, 896S.....	2.28

Silicone - Black

Black inserts are supplied standard with DBA aluminum extrusions. Must specify on order for black replacement gaskets.

434S, 435S, 477S, 478S, 481S, 516S, 517S, 518S, 520S, 532S, 541S, 552S, 560S, 565S, 570S, 575S, 580S, 599S, 771S, 837S, 860S.....	3.29
881S, 885S, 890S, 891S, 896S.....	2.28

Neoprene - Black

434S, 435S, 477S, 478S, 481S, 516S, 518S, 520S, 532S, 541S, 552S, 560S, 565S, 575S, 580S, 599S, 771S, 837S, 860S.....	3.02
730S, 740S, 864S, 870S, 872S*, 873S, 877S, 878S, 880S, 892S.....	1.88
743S, 747S, 861S.....	3.56
754S, 774S, 777S, 778S, 779S, 780S, 782S.....	1.88
750S, 753S, 785S, 862S, 863S.....	2.02
858S, 866S.....	5.11
871S, 874S, 875S.....	2.02
881S, 885S, 890S, 891S, 896S.....	1.41

Neoprene - Grey

872S.....	6.91
-----------	------

Pile - Grey

434S, 435S, 477S, 478S, 516S, 518S, 520S, 532S, 541S, 552S, 560S, 565S, 575S, 580S, 599S, 728S, 771S, 789S, 837S, 845S, 847S.....	1.27
--	------

Nylon Brush - Black

770S, 800S, 802S, 882S, 883S.....	3.96
801S, 803S, 806S, 808S.....	7.93



FABRICATION OPTIONS

	Add to List Price
Bevel One Edge of Threshold.....	\$ 7.80 /ft
Rip One Edge (Width) of Threshold.....	7.80 /ft
L-Notch Both Ends of Threshold.....	14.85 /ea
L-Notch setup charge on less than 100 pieces.....	64.51
U-Notch Both Ends of Threshold.....	29.49 /ea
U-Notch setup charge on less than 100 pieces.....	106.18
Cast Abrasive Notching.....	POA
Tack Weld One Line of Threshold.....	POA
Pan for Water Return Threshold.....	1.41 /ft
End Caps for Automatic Door Bottoms (Mortised Models).....	DBA 10.21 /2 Caps
.....	GLD 10.21 /2 Caps
Lead Lining (Automatic Door Bottoms) - Up to 48".....	171.76

FINISH OPTIONS

	Add to List Price
Clear Anodized (CLR).....	Price on Application
Black Anodized (BLA).....	Price on Application
White Paint (WHP).....	Price on Application

SURE-STEP

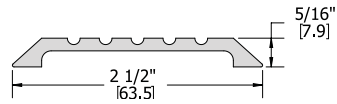
	Add to List Price
Up to 4" Width.....	29.84 /ft
Up to 5" Width.....	37.30 /ft
Up to 6" Width.....	44.62 /ft
Up to 7" Width.....	52.21 /ft
Up to 8" Width.....	59.61 /ft

CANCELLATION NOTIFICATION

Cancellation for made-to-order items must be communicated within 48 hours of order placement.



Thresholds and Weatherstripping

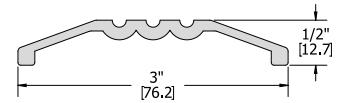


401S

Threshold - Saddle
2-1/2" x 5/16"

Finish	Without Insert
MIL	9.74
DBA	13.44
GLD	15.52

NGP: 211
Pemko: 166
ANSI: J32130

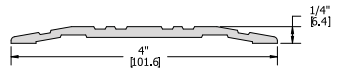


402S

Threshold - Saddle
3" x 1/2"

Finish	Without Insert
MIL	10.08
DBA	13.71
GLD	15.99

Pemko: 169
ANSI: J32100

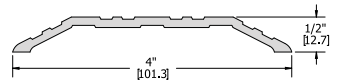


403S

Threshold - Saddle
4" x 1/4"

Finish	Without Insert
MIL	9.88
DBA	16.67
GLD	18.82

NGP: 413
Pemko: 270
ANSI: J32130

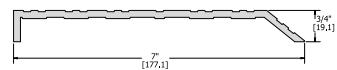


404S

Threshold - Saddle
4" x 1/2"

Finish	Without Insert
MIL	11.29
DBA	16.53
GLD	18.20

NGP: 424E
NGP: 412SS
Pemko: 170
ANSI: J32130

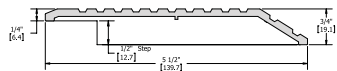


406S

Threshold - Half Saddle
7" x 3/4"

Finish	Without Insert
MIL	32.66
DBA	35.14
GLD	38.44

NGP: 458
Pemko: 1877
ANSI: J33100

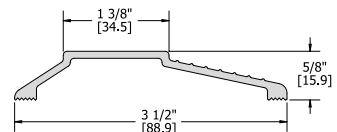


407S

Threshold - Half Saddle
1/2" Step
5-1/2" x 3/4"

Finish	Without Insert
MIL	18.95
DBA	29.23
GLD	32.46

NGP: 655
Pemko: 157
ANSI: J33180

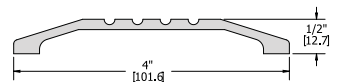


408S

Threshold - Saddle
3-1/2" x 5/8"

Finish	Without Insert
MIL	8.94
DBA	12.56
GLD	14.31

Pemko: 212
ANSI: J30100



410S

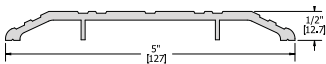
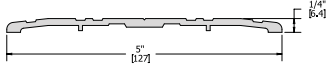
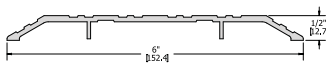
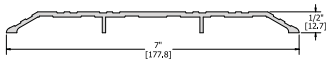
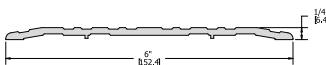
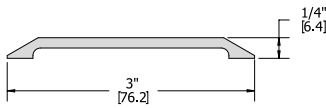
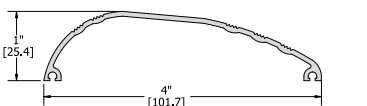
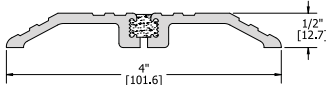
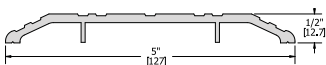
Threshold - Saddle
4" x 1/2"

Finish	Without Insert
MIL	11.49
DBA	16.53
GLD	18.20

NGP: 424
Pemko: 170



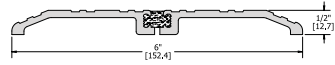
Thresholds and Weatherstripping

Description	Finish	Without Insert		With Insert			Comparison Numbers
		N	S	V	W		
 <p>412S Threshold - Saddle 5" x 1/2"</p>	MIL		14.99				NGP: 425E
	DBA		21.91				NGP: 512SS
	GLD		23.85				Pemko: 171 ANSI: J32130
 <p>413S Threshold - Saddle 5" x 1/4"</p>	MIL		14.31				NGP: 513
	DBA		21.64				Pemko: 271
	GLD		23.32				ANSI: J32130
	32D		187.15				
 <p>415S Threshold - Saddle 6" x 1/2"</p>	MIL		18.68				NGP: 426
	DBA		25.87				Pemko: 172
	GLD		29.10				ANSI: J32130
 <p>416S Threshold - Saddle 7" x 1/2"</p>	MIL		24.60				NGP: 427
	DBA		32.05				Pemko: 176
	GLD		35.28				ANSI: J32130
 <p>417S Threshold - Saddle 6" x 1/4"</p>	MIL		17.94				NGP: 613
	DBA		24.60				Pemko: 272
	GLD		28.83				ANSI: J32130
 <p>418S Threshold - Saddle 3" x 1/4"</p>	MIL		10.35				NGP: 411
	DBA		13.84				Pemko: 151
	GLD		16.40				ANSI: J32330
 <p>419S Threshold - Saddle 4" x 1"</p>	MIL		9.88				Pemko: 219
	DBA		12.30				ANSI: J30100
	GLD		13.71				
 <p>420S Threshold - Saddle Thermal Barrier 4" x 1/2"</p>	MIL		21.17				NGP: 8424
	DBA		27.42				Pemko: 252X2FG
	GLD		30.37				ANSI: J32193
 <p>421S Threshold - Saddle Thermal Barrier 5" x 1/2"</p>	MIL		23.72				NGP: 8425
	DBA		30.78				Pemko: 252X3FG
	GLD		34.61				ANSI: J32193

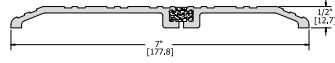
POA - Price on Application
 Insert Codes: V - Vinyl; N - Neoprene, EDPM, or TPE; S - Silicone; W - Pile; B - Nylon Brush; F - Vinyl Fin
 Finish Codes: MIL - Mill Finished Aluminum; DBA - Dark Bronze Anodized; GLD - Gold Anodized; MIB - Mill Finished Bronze;
 32D - Matte Stainless Steel; GYP - Primed for Painting; CLR - Clear Anodized; CAL - Cast Aluminum



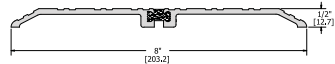
Thresholds and Weatherstripping



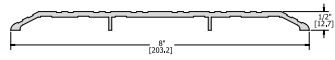
Description	Finish	Without Insert			With Insert			Comparison Numbers
		N	S	V	W			
422S Threshold - Saddle Thermal Barrier 6" x 1/2"	MIL		26.67				NGP: 8426 Pemko: 253X3FG ANSI: J32193	
	DBA		34.74					
	GLD		37.70					



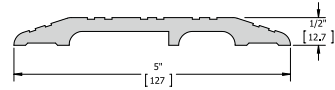
423S Threshold - Saddle Thermal Barrier 7" x 1/2"	MIL		29.10				NGP: 8427 Pemko: 253X4FG ANSI: J32193
	DBA		38.10				
	GLD		42.94				



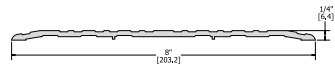
424S Threshold - Saddle Thermal Barrier 8" x 1/2"	MIL		30.51				NGP: 8428 Pemko: 254X4FG ANSI: J32193
	DBA		40.92				
	GLD		44.76				



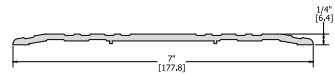
426S Threshold - Saddle 8" x 1/2"	MIL		30.37				NGP: 428E Pemko: 2548 ANSI: J32130
	DBA		40.52				
	GLD		46.57				



427S Threshold - Saddle Heavy Duty 5" x 1/2"	MIL		40.25				NGP: 425HD Pemko: 1715 ANSI: J32130
	DBA		52.95				



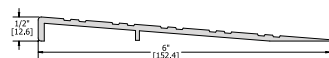
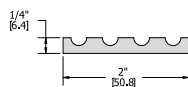
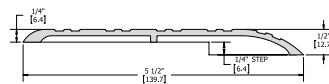
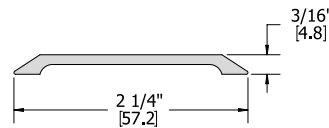
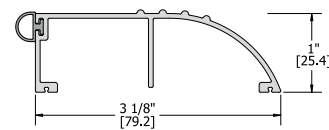
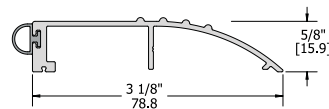
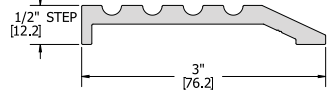
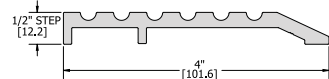
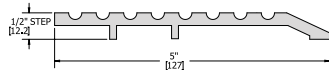
428S Threshold - Saddle 8" x 1/4"	MIL		28.56				NGP: 813 Pemko: 2748 ANSI: J32130
	DBA		37.70				
	GLD		44.08				



430S Threshold - Saddle 7" x 1/4"	MIL		24.46				NGP: 713 Pemko: 276 ANSI: J32130
	DBA		31.65				
	GLD		37.70				



Thresholds and Weatherstripping

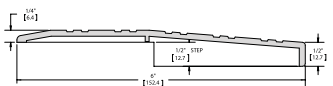
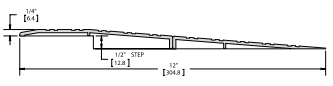
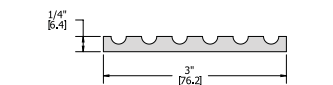
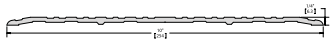
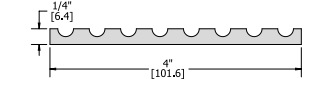
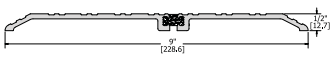
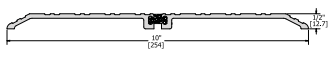
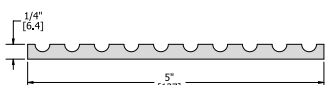
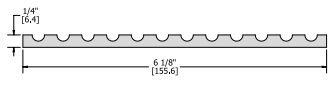
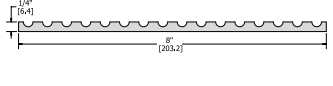


Description	Finish	Without Insert		With Insert			Comparison Numbers
		Insert	N	S	V	W	
431S Threshold - Half Saddle 5" x 1/2"	MIL	28.69					NGP: 325 Pemko: 229 ANSI: J33130
	DBA	39.24					
	GLD	44.22					
432S Threshold - Half Saddle 4" x 1/2"	MIL	25.26					NGP: 324 Pemko: 227 ANSI: J33130
	DBA	35.62					
	GLD	39.24					
433S Threshold - Half Saddle 3" x 1/2"	MIL	11.29					NGP: 322 Pemko: 168 ANSI: J33130
	DBA	14.72					
	GLD	17.94					
434S Threshold - Bumper Vinyl insert supplied unless other material specified 3-1/8" x 5/8"	MIL		11.29	11.29	8.67	8.67	Pemko: 205 ANSI: J30100
	DBA		14.45	14.45	10.75	10.75	
	GLD		16.40	16.40	12.43	12.43	
435S Threshold - Bumper Vinyl insert supplied unless other material specified 3-1/8" x 1"	MIL		13.57	13.57	10.21	10.21	Pemko: 2051 ANSI: J30100
	DBA		17.27	17.27	12.90	12.90	
	GLD		19.76	19.76	14.99	14.99	
436S Threshold - Saddle 2-1/4" x 3/16"	MIL	7.39					NGP: 410 Pemko: 173 ANSI: J32330
	DBA	10.89					
438S Threshold - Half Saddle 1/4" Step 5-1/2" x 1/2"	MIL	18.55					NGP: 653 Pemko: 158 ANSI: J32330
	DBA	27.42					
440S Threshold - Floor Plate 2" x 1/4"	MIL	11.29					NGP: 8142 Pemko: 190 ANSI: J37100
	DBA	14.45					
	GLD	16.53					
442S Threshold Barrier Free Ramp 1/2" Rise 6" x 1/2"	MIL	17.54					NGP: 657 Pemko: 259 ANSI: J38130
	DBA	23.45					
	GLD	27.15					

POA - Price on Application
 Insert Codes: V - Vinyl; N - Neoprene, EDPM, or TPE; S - Silicone; W - Pile; B - Nylon Brush; F - Vinyl Fin
 Finish Codes: MIL - Mill Finished Aluminum; DBA - Dark Bronze Anodized; GLD - Gold Anodized; MIB - Mill Finished Bronze; 32D - Matte Stainless Steel; GYP - Primed for Painting; CLR - Clear Anodized; CAL - Cast Aluminum

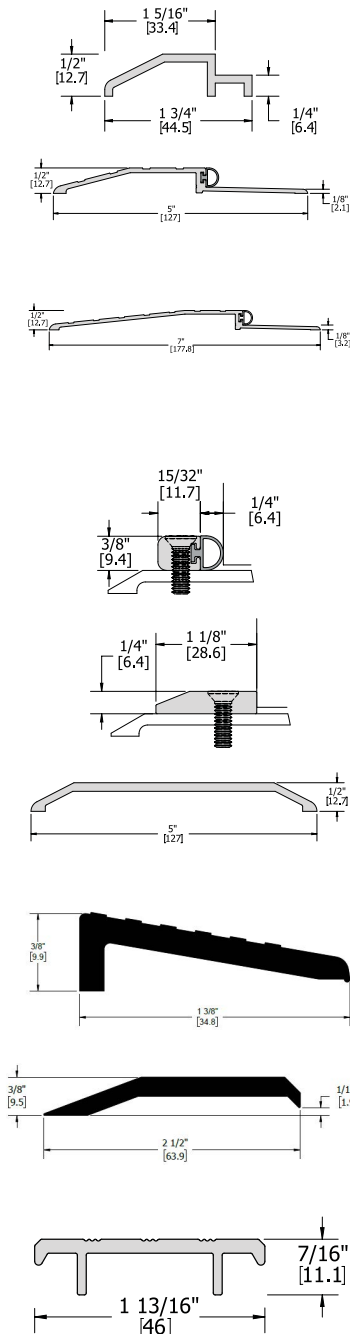


Thresholds and Weatherstripping

	Description	Finish	Without Insert	N	With Insert	S	V	W	Comparison Numbers
	443S Threshold Barrier Free Ramp 1/4" Rise 6" x 3/4"	MIL DBA GLD	19.96 26.41 30.11						Pemko: 257 ANSI: J30180
	444S Threshold Barrier Free Ramp 3/4" Rise 12" x 3/4"	MIL DBA GLD	41.66 51.14 59.88						NGP: R050 Pemko: 257X259 ANSI: J38183
	445S Threshold - Floor Plate 3" x 1/4"	MIL DBA GLD	15.25 20.76 23.99						NGP: 8143 Pemko: 191 ANSI: J37100
	448S Threshold - Saddle 10" x 1/4"	MIL DBA	37.96 49.12						NGP: 1013 ANSI: J37100 Pemko: 2750
	450S Threshold - Floor Plate 4" x 1/4"	MIL DBA GLD	20.63 27.15 28.56						NGP: 8144 Pemko: 192 ANSI: J37100
	451S Threshold - Saddle Thermal Barrier 9" x 1/2"	MIL DBA GLD	37.43 47.84 51.95						NGP: 8429 Pemko: 254X5FG ANSI: J32193
	452S Threshold - Saddle Thermal Barrier 10" x 1/2"	MIL DBA GLD	41.40 52.42 58.46						NGP: 8430 Pemko: 255X5FG ANSI: J32193
	455S Threshold - Floor Plate 5" x 1/4"	MIL DBA GLD	25.13 33.60 38.84						NGP: 8145 ANSI: J37100
	460S Threshold - Floor Plate 6-1/8" x 1/4"	MIL DBA GLD	29.37 39.11 44.08						NGP: 8146 Pemko: 193 ANSI: J37100
	465S Threshold - Floor Plate 8" x 1/4"	MIL DBA GLD	38.30 53.22 58.73						NGP: 8148 Pemko: 228 ANSI: J37100



Thresholds and Weatherstripping

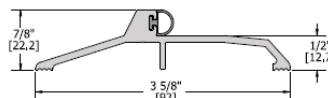
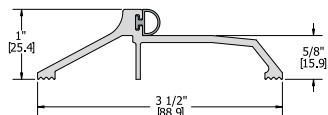
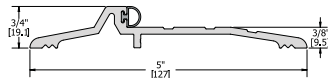
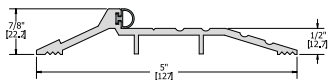
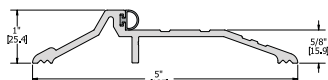
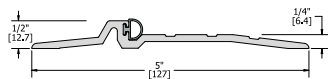
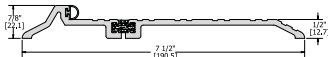
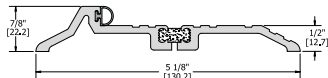
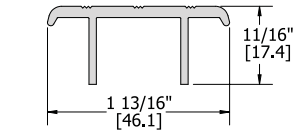
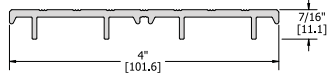


Description	Finish	Without Insert		With Insert			Comparison Numbers
		Insert	N	S	V	W	
470S Threshold Plate Support 1-3/4" x 1/2"	MIL	7.26					NGP: 8140 Pemko: 195
	DBA	10.35					
	GLD	11.49					
477S Threshold - Bumper 5" x 1/2"	MIL		17.40	18.20	16.40	16.40	NGP: 950 Pemko: 2001 ANSI: J36100
	DBA		22.78	24.33	21.77	21.77	
	GLD		24.86	25.74	23.85	23.85	
478S Threshold - Bumper 7" x 1/2"	MIL		25.74	26.81	24.46	24.46	ANSI: J30100
	DBA		33.73	34.74	32.32	32.32	
	GLD		35.48	37.03	34.20	34.20	
481S Threshold Bumper Strip 23/32" x 3/8"	MIL		8.47	8.94	7.66	7.66	NGP: 2 Pemko: 184
	DBA		11.02	11.63	9.88	9.88	
	GLD		12.70	12.30	12.03	12.03	
484S Threshold Bumper Strip 1-1/8" x 1/4"	MIL		7.39				NGP: 8136 Pemko: 196
	DBA		11.02				
	GLD		11.63				
492S Threshold - Saddle 5" x 1/2"	MIL		18.08				Pemko: 154 ANSI: J32330 Pemko: 2132
	DBA		22.58				
	GLD		26.14				
503S Threshold - Carpet Edge 1-3/8" x 3/8"	MIL		11.76				NGP: 416 Pemko: 2134 ANSI: J32180
	DBA		15.25				
	GLD		17.40				
504S Threshold - Carpet Edge 2-1/2" x 3/8"	MIL		8.67				NGP: 417 ANSI: J32183 Pemko: 174
	DBA		13.71				
	GLD		15.52				
505S Threshold - Carpet Divider 1-13/16" x 7/16"	MIL		7.93				NGP: 414 Pemko: 236 ANSI: J32113
	DBA		10.62				
	GLD		12.03				

POA - Price on Application
 Insert Codes: V - Vinyl; N - Neoprene, EDPM, or TPE; S - Silicone; W - Pile; B - Nylon Brush; F - Vinyl Fin
 Finish Codes: MIL - Mill Finished Aluminum; DBA - Dark Bronze Anodized; GLD - Gold Anodized; MIB - Mill Finished Bronze; 32D - Matte Stainless Steel; GYP - Primed for Painting; CLR - Clear Anodized; CAL - Cast Aluminum



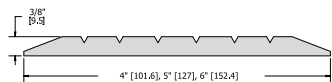
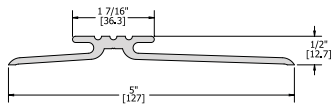
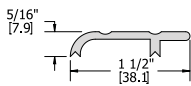
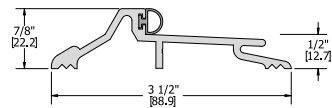
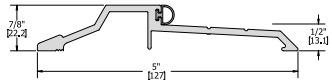
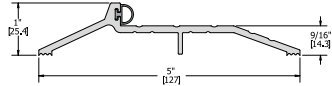
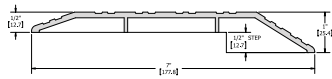
Thresholds and Weatherstripping



Description	Finish	Without Insert				With Insert			Comparison Numbers
		N	S	V	W	N	S	V	
506S Threshold - Carpet Divider 4" x 7/16"	MIL		13.84						NGP: 404 Pemko: 2364 ANSI: J32113
	DBA		18.82						
	GLD		21.64						
508S Threshold - Carpet Divider 1-13/16" x 11/16"	MIL		8.33						NGP: 414 Pemko: 236 ANSI: J32140
	DBA		10.89						
	GLD		11.76						
516S Threshold - Panic Thermal Barrier 5-1/8" x 7/8"	MIL			26.54	26.54	25.26	25.26		NGP: 8435 Pemko: 253X226FG ANSI: J36190
	DBA			35.28	35.28	32.93	32.93		
	GLD			37.16	37.16	35.48	35.48		
518S Threshold - Panic Thermal Barrier 7-1/2" x 7/8"	MIL			33.60	33.60	31.79	31.79		NGP: 8437 Pemko: 255X226FG ANSI: J36190
	DBA			44.76	44.76	42.19	42.19		
	GLD			49.25	49.25	48.18	48.18		
520S Threshold - Panic 5" x 1/2"	MIL			16.79	16.79	15.52	15.52		NGP: 896 Pemko: 2005 ANSI: J36130
	DBA			21.77	21.77	20.09	20.09		
	GLD			24.19	24.19	22.31	22.31		
532S Threshold - Panic 5" x 1"	MIL			20.63	20.63	19.08	19.08		NGP: 803 Pemko: 181 ANSI: J36100
	DBA			27.42	27.42	25.40	25.40		
	GLD			29.97	29.97	27.69	27.69		
541S Threshold - Panic 5" x 7/8"	MIL			20.23	20.23	18.82	18.82		NGP: 804 Pemko: 177 ANSI: J36100
	DBA			27.28	27.28	26.67	26.67		
	GLD			30.24	30.24	30.24	30.24		
552S Threshold - Panic 5" x 3/4"	MIL			19.96	19.96	18.95	18.95		NGP: 890 Pemko: 179 ANSI: J36100
	DBA			26.41	26.41	25.40	25.40		
	GLD			30.24	30.24	28.69	28.69		
560S Threshold - Panic 3-1/2" x 1"	MIL			17.40	17.40	16.26	16.26		NGP: 891 Pemko: 185 ANSI: J36300
	DBA			24.33	24.33	22.78	22.78		
	GLD			27.01	27.01	25.26	25.26		
565S Threshold - Panic 3-5/8" x 7/8"	MIL			17.81	17.81	16.54	16.54		Pemko: 1855 ANSI: J36300
	DBA			24.12	24.12	23.32	23.32		
	GLD			26.68	26.68	24.32	24.32		



Thresholds and Weatherstripping

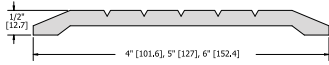


Description	Finish	Without Insert		With Insert			Comparison Numbers
		N	S	V	W		
572S Threshold - Half Saddle 1/2" Offset 7" x 1"	MIL		25.00				Pemko: 182 ANSI: J33180 NGP: 656
	DBA		33.87				
	GLD		40.12				
575S Threshold - Panic 5" x 1"	MIL		20.36	20.36	19.22	19.22	Pemko: 181 ANSI: J36100
	DBA		27.55	27.55	25.87	25.87	
	GLD		29.97	29.97	28.08	28.08	
580S Threshold - Panic 5" x 7/8"	MIL		23.72	23.72	22.78	22.78	NGP: 897 Pemko: 277 ANSI: J36100
	DBA		30.91	30.91	29.49	29.49	
	GLD		33.33	33.33	31.79	31.79	
599S Threshold - Panic 3-1/2" x 7/8"	MIL		19.62	19.62	18.82	18.82	Pemko: 159 ANSI: J36300
	DBA		26.14	26.14	27.82	27.82	
	GLD		28.56	28.56	27.15	27.15	
600S Threshold - Interlock Cap 1-1/2" x 5/16"	MIL		7.93				Pemko: 101 ANSI: J34170
	DBA		8.80				
	GLD		11.49				
604S Threshold - Interlock 5" x 1/2" *701S Interlocking Hook provided	MIL		19.49				Pemko: 114 ANSI: J34170
	DBA		24.33				
626S Threshold - Saddle Cast Abrasive Aluminum 8' Max Length							
		CAL		136.08			
		CAL		163.30			
		CAL		190.37			

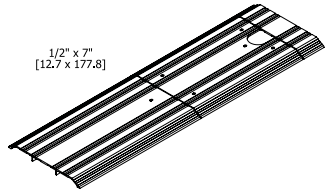
Insert Codes: POA - Price on Application
 V - Vinyl; N - Neoprene, EDPM, or TPE; S - Silicone; W - Pile; B - Nylon Brush; F - Vinyl Fin
 Finish Codes: MIL - Mill Finished Aluminum; DBA - Dark Bronze Anodized; GLD - Gold Anodized; MIB - Mill Finished Bronze;
 32D - Matte Stainless Steel; GYP - Primed for Painting; CLR - Clear Anodized; CAL - Cast Aluminum



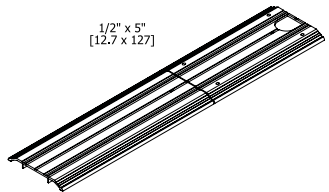
Thresholds and Weatherstripping



Description	Finish	Without Insert	N	With Insert S	V	W	Comparison Numbers
627S Threshold - Saddle Cast Abrasive Aluminum 8' Max Length							ANSI: J32230 NGP: 4425
4" x 1/2"	CAL	136.08					
5" x 1/2"	CAL	163.56					
6" x 1/2"	CAL	190.37					




651S Threshold - Saddle for floor closers center hung without mitered end 7" x 1/2" Up to 36"							NGP: Type 1 Pemko: Type 11 ANSI: J39130
	MIL	194.60					
	DBA	217.18					
Up to 72"	MIL	387.94					
	DBA	434.11					
Lengths over 72" add the following per inch	MIL	2.42					
	DBA	2.82					



652S Threshold - Saddle for floor closers center hung without mitered end 5" x 1/2" Up to 36"							NGP: Type 1 Pemko: Type 11 ANSI: J39130
	MIL	155.97					
	DBA	174.05					
Up to 72"	MIL	317.52					
	DBA	354.41					
Lengths over 72" add the following per inch	MIL	2.42					
	DBA	2.82					



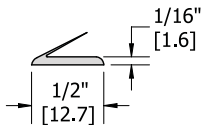
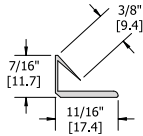
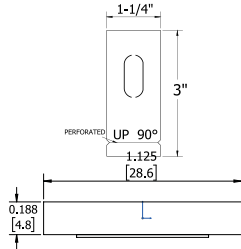
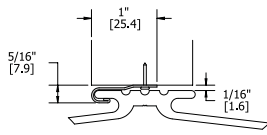
676S Cover Plate 8' Max. Length 1/8" Height Charges: length X per foot charge X width in inches (3" min.) Example: 6 (ft. length) x 10.08 (ft. list) x 6 (in. width)							NGP: 818 Pemko: 18/1A ANSI: J17300
	MIL	10.08					



677S Cover Plate 8' Max. Length 1/4" Height Charges: length X per foot charge X width in inches (3" min.) Example: 6 (ft. length) x 16.13 (ft. list) x 6 (in. width)							NGP: 814 Pemko: 14/1A ANSI: J17300
	MIL	16.13					



Thresholds and Weatherstripping

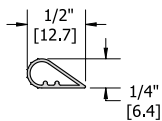
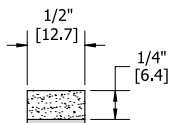
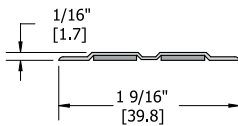
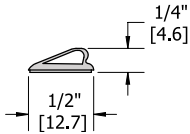
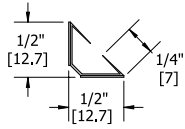


Description	Finish	Without Insert		With Insert		Comparison Numbers
		N	S	V	W	
701S Weatherstrip Interlock "J" Hook	MIL		4.97			NGP: 80 Pemko: 61 ANSI: ROY016
709S Acoustic Foam Pad Pack of 10	Black		36.68			NGP: 60FP
710S Press-On Mullion Smoke Seal Sponge Neoprene Note: Available in 120" only	Black	32.25/roll				NGP: 5100 Pemko: 5110 ANSI: ROC004
719 Press-on Weatherstrip Edge Sealing System & Smoke Seal Intumescent material						NGP: 9450 ANSI: ROW154
7'	Brown	44.76				
8'	Charcoal	51.14				
9'		57.73				
3' x 7'		108.73				
4' x 7'		115.05				
4' x 8'		127.95				
6' x 7'		127.95				
7' x 7'		134.33				
720 Press-on Weatherstrip Edge Sealing System & Smoke Seal Intumescent material						NGP: 9850 Pemko: HSS2000XS44 ANSI: ROW154
3' x 7'	Brown	90.32				
4' x 7'		95.56				
4' x 8'	Charcoal	104.70				
6' x 7'		104.70				
7' x 7'	White	109.13				
6' x 8'		114.11				
8' x 8'		123.24				

Insert Codes: POA - Price on Application
 Finish Codes: V - Vinyl; N - Neoprene, EDPM, or TPE; S - Silicone; W - Pile; B - Nylon Brush; F - Vinyl Fin
 MIL - Mill Finished Aluminum; DBA - Dark Bronze Anodized; GLD - Gold Anodized; MIB - Mill Finished Bronze;
 32D - Matte Stainless Steel; GYP - Primed for Painting; CLR - Clear Anodized; CAL - Cast Aluminum



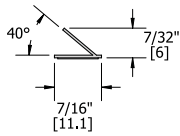
Thresholds and Weatherstripping



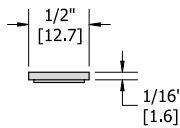
Description	Finish	Without Insert			With Insert			Comparison Numbers
		N	S	V	W			
721 Press-on Weatherstrip Smoke Seal TPE							NGP: 5020 ANSI: ROW154	
7'	Brown							
8'	Gray							
9'	Charcoal							
3' x 7'								
4' x 7'	White							
4' x 8'								
6' x 7'								
7' x 7'								
722 Press- On Weatherstrip Edge Sealing System & Smoke Seal Intumescent material								
3' x 7'	Charcoal							
4' x 7'	Brown							
4' x 8'								
6' x 7'								
6' x 8'								
7' x 7'								
8' x 8'								
724 Press-on Weatherstrip Edge Sealing System Intumescent material							NGP: 9500 ANSI: ROW156	
7'	Charcoal							
8'	Brown							
9'								
3' x 7'								
4' x 8'								
725 Press-on Weatherstrip Sponge Neoprene	Charcoal		1.32				Pemko: P493 ANSI: ROC156	
726 Press-on Weatherstrip Smoke Seal							NGP: 5050 Pemko: S88 ANSI: ROE154	
17'	Brown				33.67			
18'	Charcoal				36.68			
19'	Tan				38.10			
20'	White				39.65			
21'					42.81			
22'					44.89			
25'					50.94			
260'					502.92			
520'					1,005.85			



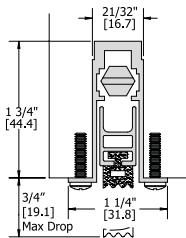
Thresholds and Weatherstripping



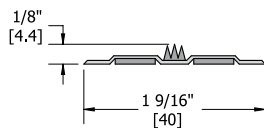
Description	Finish	Without Insert		With Insert			Comparison Numbers
		Insert	N	S	V	W	
728 Press-on Weatherstrip TPE							NGP: 5040 Pemko: S44 ANSI: R00154
17'	Charcoal			33.00			
20'				38.64			
21'				40.32			
25'				48.05			
260'				455.08			
520'				909.22			



729 Press-on Weatherstrip Edge Sealing System Intumescent material							NGP: 9800 Pemko: HSS2000 ANSI: ROW156
17'	Brown	45.02					
19'	Charcoal	50.13					
21'		55.51					
25'	White	66.06					
150'		388.21					



730S Automatic Door Bottom Mortise Application End Caps Furnished (max. drop 3/4")							NGP: 225 Pemko: 411 ANSI: R3Y326
12" to 23"							
24" to 36"	MIL		125.66	142.20			
37" to 48"	MIL		82.66	99.19			
49" to 60"	MIL		110.21	132.25			
	MIL		137.76	165.31			

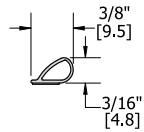


734 Press-on Weatherstrip Edge Sealing System & Smoke Seal Intumescent material							NGP: 9550 ANSI: ROW154
7'	Brown	54.57					
8'	Charcoal	62.29					
9'		70.09					
3' x 7'		132.38					
6' x 7'		155.64					
8' x 8'		186.88					

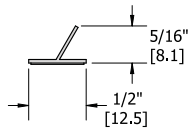
POA - Price on Application
 Insert Codes: V - Vinyl; N - Neoprene, EDPM, or TPE; S - Silicone; W - Pile; B - Nylon Brush; F - Vinyl Fin
 Finish Codes: MIL - Mill Finished Aluminum; DBA - Dark Bronze Anodized; GLD - Gold Anodized; MIB - Mill Finished Bronze; 32D - Matte Stainless Steel; GYP - Primed for Painting; CLR - Clear Anodized; CAL - Cast Aluminum



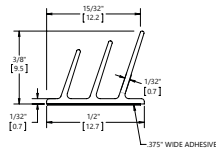
Thresholds and Weatherstripping



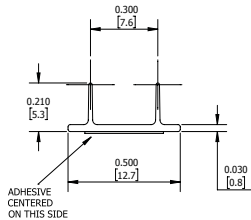
Description	Finish	Without Insert			With Insert			Comparison Numbers
		N	S	V	W			
736 Press-on Weatherstrip Smoke Seal								NGP: 2525 Pemko: PK33 ANSI: ROE154
			Charcoal		33.80			
		17'	White		36.56			
		18'			38.24			
		19'			39.92			
		20'			42.67			
		21'			44.62			
		22'			50.67			
		25'			500.04			
		260'			1,000.20			
		520'						



737 Press-on Weatherstrip Smoke Seal								NGP: 5060 Pemko: S77 ANSI: ROE154
		17'	Charcoal		37.83			
		18'			40.05			
		19'			42.27			
		20'			44.49			
		21'			46.44			
		22'			48.59			
		25'			55.10			
		260'			470.13			
		520'			868.96			



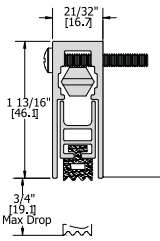
738 Press-on Weatherstrip Smoke Seal								NGP: 5075 Pemko: S773 ANSI: ROE154
		17'	Charcoal		44.02			
		18'			47.78			
		20'			52.21			
		21'			55.84			
		22'			58.46			



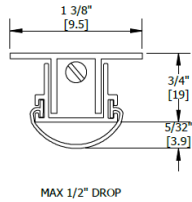
739 Press-on Weatherstrip Smoke Seal								NGP: 5070 Pemko: S772 ANSI: ROE154
		17'	Brown		57.66			
		18'	Clear		61.08			
		19'			64.44			
		20'			67.87			
		21'			71.23			
		22'			74.66			



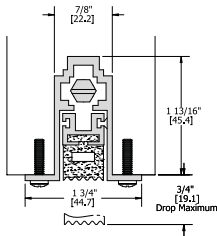
Thresholds and Weatherstripping



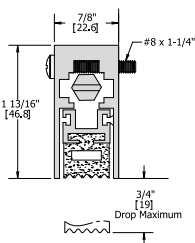
Description	Finish	Without Insert	N	With Insert	S	V	W	Comparison Numbers
740S Automatic Door Bottom - Surface Applied End Caps Furnished (max. drop 3/4"") 12" to 23"	CLR		135.74	153.22				NGP: 222 Pemko: 4131 ANSI: R3Y336
	DBA		149.18	166.66				
	GLD		172.03	192.19				
24" to 36"	CLR		92.40	109.54				
	DBA		105.50	123.31				
	GLD		129.02	149.18				
37" to 48"	CLR		122.98	146.16				
	DBA		140.58	164.64				
	GLD		172.03	198.91				
49" to 60"	CLR		154.02	182.65				
	DBA		175.73	205.97				
	GLD		215.04	248.64				



742S Automatic Door Bottom - Hollow Metal Door Application (max. drop 1/2"") 24" to 36"	MIL			73.25				NGP: 320 Pemko: 420
37" to 48"	MIL			97.44				
49" to 60"	MIL			128.35				



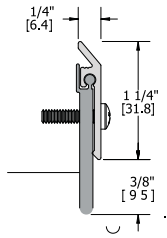
743S Automatic Door Bottom Mortise Application End Caps Furnished (max drop 3/4"") 12" to 23"	MIL		176.06					NGP: 422 Pemko: 434 ANSI: R3C326
24" to 36"	MIL		133.06					
37" to 48"	MIL		177.41					
49" to 60"	MIL		221.76					



747S Automatic Heavy Duty Door Bottom - Surface Applied End Caps Furnished in Listed Furnishes (max. drop 3/4"") 12" to 23"	CLR		186.82					NGP: 420 Pemko: 4301 ANSI: R3C336
	DBA		202.94					
	GLD		235.20					
24" to 36"	CLR		143.14					
	DBA		159.26					
	GLD		193.20					
37" to 48"	CLR		190.85					
	DBA		212.35					
	GLD		257.38					
49" to 60"	CLR		238.56					
	DBA		265.44					
	GLD		321.89					

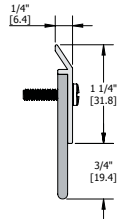


Thresholds and Weatherstripping

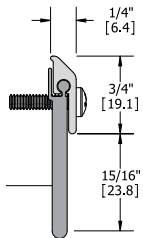


Price Code:

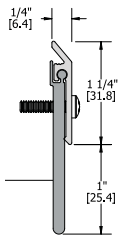
Description	Finish	Without Insert		With Insert		Comparison Numbers
		Insert	N	S	V	
750S Door Bottom - Sweep						NGP: 200 Pemko: 315 ANSI: ROY436
	CLR		6.38	9.48		
	DBA		8.33	11.63		
	GLD		9.21	12.43		
	32D		38.57	42.81		



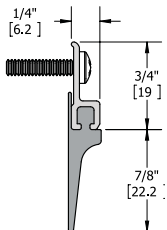
752S Door Bottom - Sweep						NGP: 102V ANSI: R3D436
	MIL				8.06	
	DBA				9.74	
	GLD				9.61	



753S Door Bottom - Sweep						NGP: 114 Pemko: 3151 ANSI: R3B436
	MIL		9.48			
	DBA		10.89			
	GLD		11.76			



754S Door Bottom - Sweep						NGP: 197 Pemko: 3151 ANSI: R3B436
	CLR		9.61			
	DBA		12.56			
	GLD		13.57			

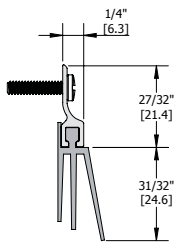


756S Door Bottom - Sweep or Astragal*						NGP: 97 Pemko: 307 ANSI: R3D434
	MIL				4.23	
	DBA				5.85	
	GLD				6.25	

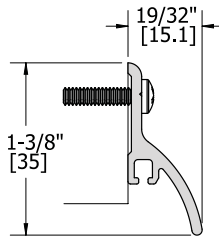
*Order 2 for a set



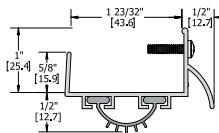
Thresholds and Weatherstripping



Description	Finish	Without Insert	N	With Insert S	V	W	Comparison Numbers
759S Door Bottom - Sweep	MIL				6.25		NGP: 96
	DBA				7.39		Pemko: 57
	GLD				8.06		ANSI: R3D436

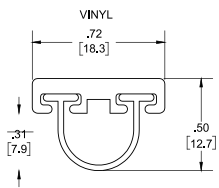


Description	Finish	Without Insert	B	With Insert S	V	W	Comparison Numbers
770S Door Bottom - Sweep w/ Rain Drip	MIL	3.83	9.21		6.12		NGP: 17
	DBA	6.79	11.29		8.06		NGP: 101
	GLD	7.53	11.63		8.94		NGP: C627 Pemko: 345 ANSI: R3Y534

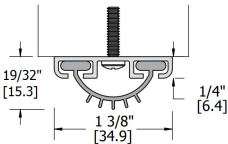


Description	Finish	Without Insert	N	With Insert S	V	W	Comparison Numbers
778S Door Bottom - Shoe w/ Rain Drip	MIL		8.67		7.26		NGP: 319E
	DBA		11.15		9.34		Pemko: 215
	GLD		12.43		10.35		ANSI: R3D536

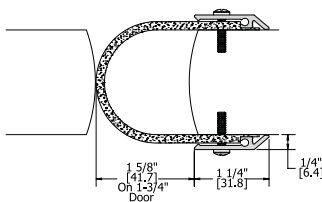
771S Astragal	MIL		14.58	15.10	13.97	13.44	NGP: 143
	DBA		15.99	16.51	15.25	17.14	Pemko: 300
							ANSI: R3Y725



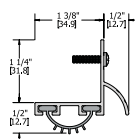
772S Door Bottom - Shoe or Astragal	MIL		9.07			8.94	NGP: 116
	DBA		11.15			10.89	Pemko: 313
	GLD		11.96			11.29	ANSI: R3Y726



774S Door Bottom - Shoe or Astragal	MIL		5.98		4.97		NGP: 112
	DBA		7.80		6.38		Pemko: 234
							ANSI: R3Y725



776S Door Bottom - Shoe or Astragal 1-3/4" Door	CLR		16.79				NGP: 14RA
	DBA		19.96				ANSI: R3C735
	GLD		22.32				

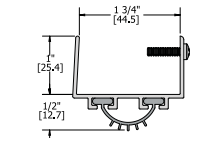


777S Door Bottom - Shoe w/ Rain Drip	MIL		8.67		7.26		NGP: 318
	DBA		11.15		9.34		Pemko: 210
	GLD		12.43		10.35		ANSI: R3D536

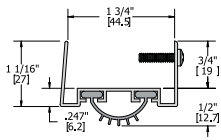
POA - Price on Application
 Insert Codes:
 V - Vinyl; N - Neoprene, EDPM, or TPE; S - Silicone; W - Pile; B - Nylon Brush; F - Vinyl Fin
 Finish Codes:
 MIL - Mill Finished Aluminum; DBA - Dark Bronze Anodized; GLD - Gold Anodized; MIB - Mill Finished Bronze;
 32D - Matte Stainless Steel; GYP - Primed for Painting; CLR - Clear Anodized; CAL - Cast Aluminum



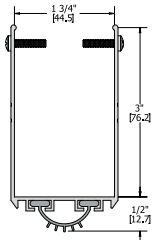
Thresholds and Weatherstripping



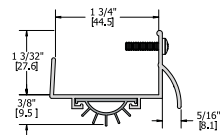
Description	Finish	Without Insert		With Insert		Comparison Numbers
		N	S	V	W	
779S Door Bottom - Shoe	MIL	8.67		7.26		NGP: 36
	DBA	11.15		9.34		Pemko: 217
	GLD	12.43		10.35		ANSI: R3D436



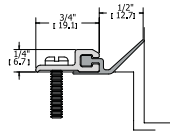
780S Door Bottom - Shoe	MIL	10.48		8.80		NGP: 35
	DBA	13.57		11.29		Pemko: 222
	GLD	15.25		12.70		ANSI: R3D436



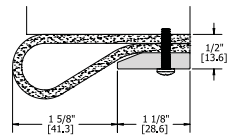
782S Door Bottom - Shoe	MIL	23.18		19.08		NGP: 99
	DBA	29.84		24.86		Pemko: 221
	GLD	31.92		28.69		ANSI: R3D436



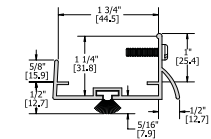
783S Door Bottom - Shoe w/ Rain Drip Low Profile	MIL			7.20		NGP: 319E
	DBA			10.16		ANSI: R3D536
	GLD			10.87		



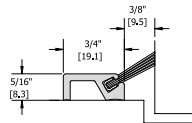
785S Jamb Weatherstrip up to 96"	MIL	6.07				NGP: 188
	DBA	8.75				ANSI: R3D164
	GLD	9.31				



Description	Finish	B	N	With Insert		Comparison Numbers
				S	V	
787S Garage Weatherstrip	MIL		53.06			NGP: 81369
						Pemko: E199
						ANSI: R3D016



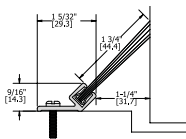
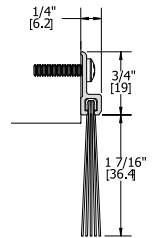
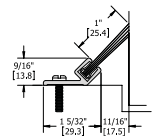
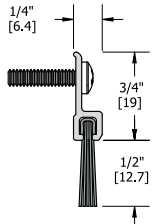
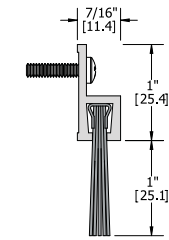
789S Door Bottom Rain Drip	MIL				13.04	
	DBA				18.82	
	GLD				19.62	



800S Jamb Weatherstrip	MIL	7.80				NGP: A626A
	DBA	11.15				Pemko: 45041
	GLD	12.03				ANSI: R3F164



Thresholds and Weatherstripping

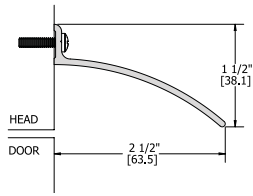


Description	Finish	B	N	With Insert		W	Comparison Numbers
				S	V		
801S Door Sweep or Jamb Weatherstrip or Astragal* *Order 2 for a set	MIL	9.07					NGP: D608
	DBA	11.76					Pemko: 18100
	GLD	11.89					ANSI: R3D434
802S Door Sweep or Jamb Weatherstrip or Astragal* *Order 2 for a set	MIL	5.85					NGP: B606
	DBA	7.66					Pemko: 18061
	GLD	8.20					ANSI: R3F164
803S Jamb Weatherstrip	MIL	9.74					NGP: D620
	DBA	11.63					Pemko: 45100
	GLD	12.43					ANSI: R3F164
806S Door Sweep	MIL	12.90					Pemko: 18137
	DBA	18.55					ANSI: R3F436
	GLD	19.22					
808S Jamb Weatherstrip	MIL	17.14					NGP: G622
	DBA	23.85					Pemko: 45175
	GLD	24.46					ANSI: R3F164

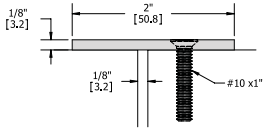
POA - Price on Application
 Insert Codes: V - Vinyl; N - Neoprene, EDPM, or TPE; S - Silicone; W - Pile; B - Nylon Brush; F - Vinyl Fin
 Finish Codes: MIL - Mill Finished Aluminum; DBA - Dark Bronze Anodized; GLD - Gold Anodized; MIB - Mill Finished Bronze; 32D - Matte Stainless Steel; GYP - Primed for Painting; CLR - Clear Anodized; CAL - Cast Aluminum



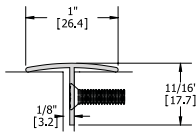
Thresholds and Weatherstripping



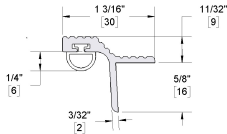
Description	Finish	Without Insert		With Insert			Comparison Numbers
		Insert	N	S	V	W	
810S Overhead Rain Drip	MIL		6.79				NGP: 16
	DBA		9.21				Pemko: 346
	GLD		10.62				ANSI: R3Y036



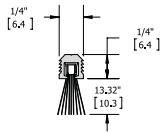
835S Astragal - Bar Type 10' Max length	MIL		8.80				NGP: 139
	DBA		11.15				Pemko: 357
	GLD		12.56				ANSI: R0Y636
	GYP		9.07				
	32D		39.98				



836S Astragal T-Type	MIL		7.53				NGP: 176
	DBA		10.08				Pemko: 359
	GLD		10.75				ANSI: R3Y616



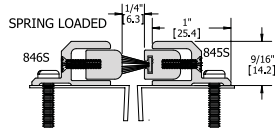
837S Astragal T-Type	MIL		9.88	10.35	8.47	8.47	NGP: 158
	DBA		13.31	13.44	11.63	11.63	Pemko: 355
	GLD		13.84	13.84	12.30	12.30	ANSI: R3Y714



Description	Finish	B	N	With Insert			Comparison Numbers
				S	V	W	
839S Kerf-in Mortise Astragal Sweep *Brush insert	MIL	6.38					Pemko: 5041AP ANSI: R3A425

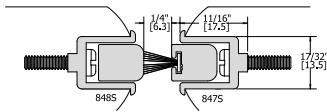


Thresholds and Weatherstripping



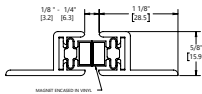
Description	Finish	Without Insert	With Insert			Comparison
			N	S	V	
845S Astragal - Surface Applied Adjustable Spring Loaded w/ Pile Must also order 846 for a set.	MIL DBA GLD					NGP: 140P Pemko: 351P 22.92 27.42 29.64

846S Astragal - Surface Applied Adjustable Spring Loaded Must also order 845 for a set	MIL DBA GLD	22.31 26.67 29.37				NGP: 140P Pemko: 351P
--	-------------------	-------------------------	--	--	--	--------------------------

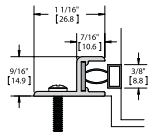


847S Astragal - Mortise Type Adjustable Spring Loaded w/ Pile Must also order 848 for a set	MIL DBA GLD					NGP: 144P Pemko: 354P 21.64 27.01 29.97
---	-------------------	--	--	--	--	---

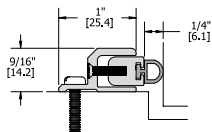
848S Astragal - Mortise Type Adjustable Spring Loaded Must also order 847 for a set	MIL DBA GLD	21.77 27.28 30.37				NGP: 144P Pemko: 354P
---	-------------------	-------------------------	--	--	--	--------------------------



849S Adjustable Astragals Magnetic 80" to 96" Doors only (sold as set ONLY)	MIL DBA	57.59 69.15				NGP: 149MA ANSI: R3L835
--	------------	----------------	--	--	--	----------------------------



859S Magnetic Weatherstrip	MIL DBA	12.30 15.25				NGP: 159M Pemko: 2815 ANSI: R3L264
---	------------	----------------	--	--	--	--

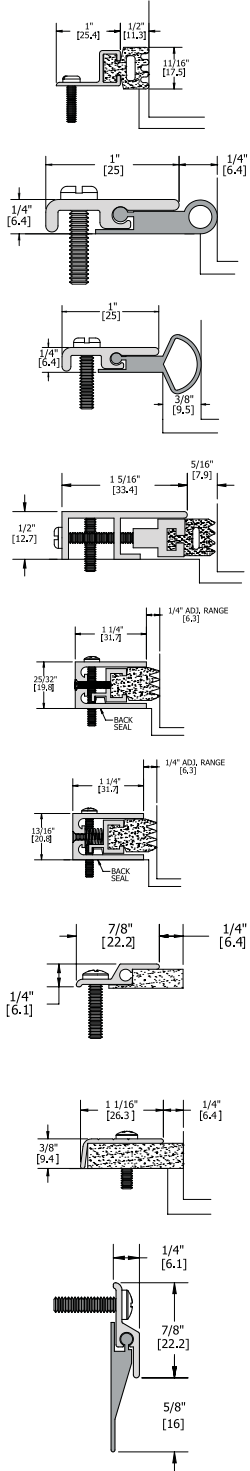


860S Jamb Weatherstrip Adjustable	MIL DBA GLD		22.18 26.54 28.08	22.92 27.42 28.96	21.50 25.74 27.28	21.50 25.74 27.28	NGP: 106 Pemko: 351 ANSI: R3B264
--	-------------------	--	-------------------------	-------------------------	-------------------------	-------------------------	--

POA - Price on Application
 Insert Codes: V - Vinyl; N - Neoprene, EDPM, or TPE; S - Silicone; W - Pile; B - Nylon Brush; F - Vinyl Fin
 Finish Codes: MIL - Mill Finished Aluminum; DBA - Dark Bronze Anodized; GLD - Gold Anodized; MIB - Mill Finished Bronze; 32D - Matte Stainless Steel; GYP - Primed for Painting; CLR - Clear Anodized; CAL - Cast Aluminum



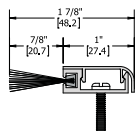
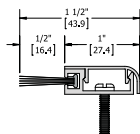
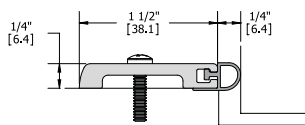
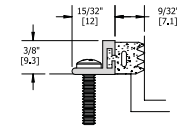
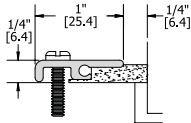
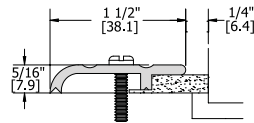
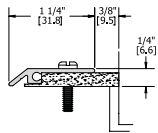
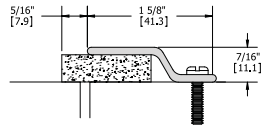
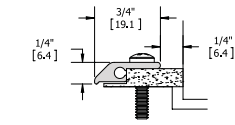
Thresholds and Weatherstripping



Description	Finish	Without Insert				With Insert				Comparison
		N	S	V	W	N	S	V	W	
861S Jamb Weatherstrip	MIL					11.15				NGP: 108
	DBA					12.90				Pemko: 285
	GLD					13.97				ANSI: R3C164
862S Jamb Weatherstrip	CLR					8.67				NGP: 137
	DBA					9.88				Pemko: 319
	GLD					10.89				ANSI: R3B164
863S Jamb Weatherstrip	CLR					9.61				ANSI: R3B164
	DBA					11.29				
	GLD					11.76				
864S Jamb Weatherstrip Adjustable	CLR					15.99				NGP: 107
	DBA					19.96				Pemko: 379
	GLD					20.63				ANSI: R3C164
865S Jamb Weatherstrip Adjustable	MIL					21.91				NGP: 103N
	DBA					25.74				Pemko: 350
	GLD					27.15				ANSI: R3C264
866S Jamb Weatherstrip Adjustable Spring Loaded	MIL					22.92				NGP: 303N
	DBA					27.15				ANSI: R3C264
870S Jamb Weatherstrip	CLR					5.38				NGP: 127
	DBA					6.91				NPG: 120SS
	GLD					8.20				Pemko: 305
										ANSI: ROC164
871S Jamb Weatherstrip	MIL					7.66				NGP: 132N
	DBA					9.74				Pemko: 368
	GLD					10.08				ANSI: R3C164
872S Door Bottom Sweep or Astragal Order 2 for set	CLR					7.66				NGP: 115
	DBA					8.94				Pemko: 305
	GLD					10.35				ANSI: ROB634



Thresholds and Weatherstripping



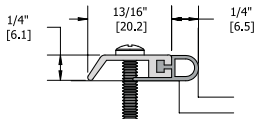
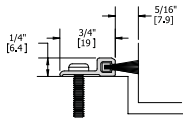
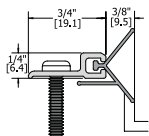
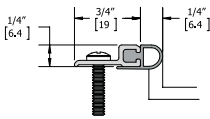
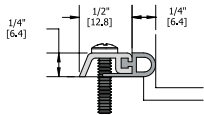
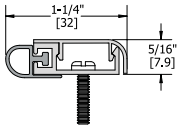
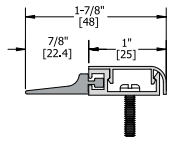
Description	Finish	Without Insert		With Insert			Comparison
		Insert	N	S	V	W	
873S Jamb Weatherstrip	MIL		5.85				NGP: 110
	DBA		7.53				Pemko: 332
	GLD		8.67				ANSI: R3C164
874S Astragal/Jamb Weatherstrip	MIL		8.80				NGP: 109
	DBA		11.89				Pemko: 375
	GLD		12.90				ANSI: R3C164
	32D		45.63				
875S Jamb Weatherstrip	CLR		6.91	9.34			NGP: 130
	DBA		8.67	11.63			Pemko: 315
	GLD		9.61	12.56			ANSI: ROY134
877S Jamb Weatherstrip	MIL		8.20				ANSI: R3C164
	DBA		10.21				NGP: 133
	GLD		11.49				
878S Jamb Weatherstrip	CLR		6.52				NGP: 134
	DBA		7.53				Pemko: 312
	GLD		7.80				ANSI: R3C164
880S Jamb Weatherstrip	MIL		6.12				NGP: 165
	DBA		8.20				Pemko: 296
	GLD		8.80				ANSI: R3C164
881S Jamb Weatherstrip Hardware Compatible	MIL		9.34	10.08	8.33	10.75	NGP: 700E
	DBA		11.76	12.56	10.35	13.31	Pemko: 290
	GLD		13.04	13.97	11.63	14.99	ANSI: R3Y164

Description	Finish	B	N	With Insert		W	Comparison Numbers
				S	V		
882S Door Sweep, Astragal or Jamb Weatherstrip with Snap Cover	CLR	9.07					NGP: 675
	DBA	12.56					Pemko: 29326
	GLD	13.44					ANSI: R3Y164
883S Door Sweep with Snap Cover	CLR	10.75					NGP: 678
	DBA	13.84					Pemko: 293100
	GLD	14.99					ANSI: R3Y164

POA - Price on Application
 Insert Codes: V - Vinyl; N - Neoprene, EDPM, or TPE; S - Silicone; W - Pile; B - Nylon Brush; F - Vinyl Fin
 Finish Codes: MIL - Mill Finished Aluminum; DBA - Dark Bronze Anodized; GLD - Gold Anodized; MIB - Mill Finished Bronze;
 32D - Matte Stainless Steel; GYP - Primed for Painting; CLR - Clear Anodized; CAL - Cast Aluminum



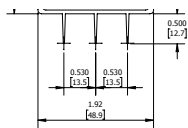
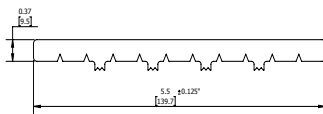
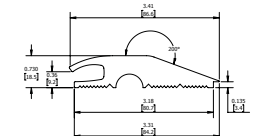
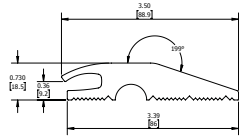
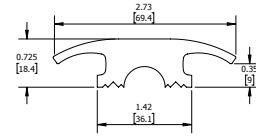
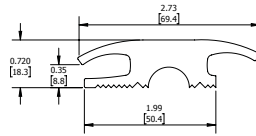
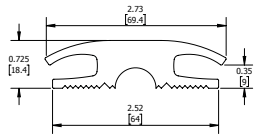
Thresholds and Weatherstripping



Description	Finish	F	N	With Insert		W	Comparison Numbers
				S	V		
884S Astragal, Door Sweep with Snap Cover	CLR DBA GLD				8.67 10.75 11.49		ANSI: R3Y164
885S Jamb Weatherstrip with Snap Cover	CLR DBA GLD		9.07 12.56 13.44	9.74 13.57 14.11	8.06 11.76 12.43	8.89 12.42 13.12	NGP: 170 Pemko: 29310 ANSI: R3Y164
890S Jamb Weatherstrip	MIL DBA GLD		3.29 4.97 5.11	4.09 6.38 6.52	2.28 3.83 3.96		NGP: 152 Pemko: 316 ANSI: R3Y164
891S Jamb Weatherstrip	MIL DBA GLD		3.29 4.97 5.11	4.09 6.38 6.52	2.28 3.83 3.96		NGP: 160 Pemko: 303 ANSI: R3Y164
892S Jamb Weatherstrip Insert: Gray Neoprene	MIL DBA GLD		3.56 5.50 5.64				Pemko: 294 ANSI: R3B164
893S Jamb Weatherstrip	MIL DBA GLD					3.56 5.44 5.64	NGP: A605 Pemko: 309 ANSI: R3F164
896S Jamb Weatherstrip	MIL DBA GLD		3.29 4.97 5.11	4.09 6.38 6.52	2.28 3.83 3.96		NGP: 156 Pemko: 297 ANSI: R3Y164



Thresholds and Weatherstripping

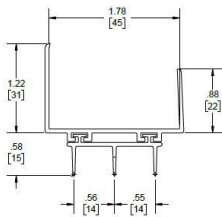
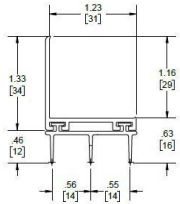
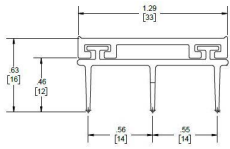


Description	Size	Finish	Without Insert	With Insert V	Comparison Numbers
900S Vinyl Threshold Carpet to Carpet	36" 48"	Black Black	51.54 68.61		NGP: 401 Pemko: EV232BL
901S Vinyl Threshold Carpet to Tile	36" 48"	Black Black	54.36 72.44		NGP: 402 Pemko: EV2325BL
902S Vinyl Threshold Tile to Tile	36" 48"	Black Black	51.54 68.61		NGP: 407 Pemko: EV2326BL
903S Vinyl Threshold Carpet	36" 48"	Black Black	54.36 72.44		NGP: 398 Pemko: EV2320BL
904S Vinyl Threshold Carpet to Tile	36" 48"	Black Black	55.24 73.58		NGP: 399 Pemko: EV2322BL
905S Vinyl Threshold Transition	36" 48"	Black Black	70.29 93.88		NGP: 400
906S Door Bottom - Shoe Triple Fin (Unnotched)	36" 48"	Brown Brown		32.66 43.48	NGP: 344 Pemko: 2170
Triple Fin (Notched)	36" 48"	Brown Brown		44.49 59.27	

Price Code: POA - Price on Application
 Insert Codes: V - Vinyl; N - Neoprene, EDPM, or TPE; S - Silicone; W - Pile; B - Nylon Brush; F - Vinyl Fin
 Finish Codes: MIL - Mill Finished Aluminum; DBA - Dark Bronze Anodized; GLD - Gold Anodized; MIB - Mill Finished Bronze; 32D - Matte Stainless Steel; GYP - Primed for Painting; CLR - Clear Anodized; CAL - Cast Aluminum



Thresholds and Weatherstripping



Description	Size	Finish	Without Insert	With Insert V	Comparison Numbers
907S					
Door Bottom - Shoe Triple Fin - Unnotched		MIL		7.53	NGP: 12T Pemko: 2343UN
		DBA		9.21	
		GLD		13.31	NGP: 12T Pemko: 2343
Door Bottom - Shoe Triple Fin- Notched		MIL		11.22	
		DBA		12.97	
		GLD		15.32	
908S					
Door Bottom - Shoe Triple Fin - Unnotched		MIL		11.09	NGP: 13T Pemko: 2113UN
		DBA		14.25	
		GLD		16.73	NGP: 13TNF Pemko: 2113
Door Bottom - Shoe Triple Fin- Notched		CLR		12.03	
		MIL		15.32	
		DBA		19.08	
		GLD		21.64	
909S					
Door Bottom - Shoe Triple Fin - Unnotched		MIL		11.89	NGP: 36ET Pemko: 2143UN
		DBA		15.12	
		GLD		18.01	NGP: 36ETNF Pemko: 2173
		CLR		12.50	
Door Bottom - Shoe Triple Fin- Notched		MIL		15.52	
		DBA		18.75	
		GLD		22.71	
		CLR		16.93	



Thresholds

Thresholds

401S 36" DBA	.069704
401S 36" MIL	.051003
401S 72" SCA	.134225
402S 36" MIL	.051415
403S 36" DBA	.054097
403S 36" MIL	.051829
403S 36" SCA	.007258
403S 48" MIL	.051420
403S 72" MIL	.051422
403S 72" DBA	.054098
404S 36" DBA	.053510
404S 36" MIL	.051423
404S 48" DBA	.058788
404S 48" MIL	.051424
404S 72" MIL	.051426
404S 96" MIL	.053016
406S 36" MIL	.051431
406S 72" GLD	.025728
406S 72" MIL	.051434
407S 36" DBA	.069696
407S 36" GLD	.022070
407S 36" MIL	.051435
407S 48" MIL	.051436
407S 72" GLD	.082336
407S 96" MIL	.077245
410S 36" DBA	.058997
410S 36" MIL	.051009
410S 48" DBA	.061578
410S 48" MIL	.051011
410S 72" DBA	.061579
410S 72" GLD	.038946
410S 72" MIL	.051013
410S 96" MIL	.056399
412S 36" DBA	.053693
412S 36" GLD	.053738
412S 36" MIL	.051021
412S 36" MIL WSPA	.091344
412S 36" SCA	.055441
412S 36" SCB	.017067
412S 48" DBA	.054063
412S 48" MIL	.051023
412S 48" SCA	.074258
412S 72" DBA	.053067
412S 72" GLD	.063301
412S 72" MIL	.051025

Thresholds and Weatherstripping - Stock Numbers

Thresholds

412S 72" SCA	.060167
412S 72" SCB	.129267
412S 96" GLD	.055211
412S 96" MIL	.052764
413S 36" US3	.052029
413S 36" US32D	.025717
413S 36" DBA	.015900
413S 36" MIL	.051027
413S 48" US32D	.039101
413S 48" DBA	.065227
413S 48" MIL	.051029
413S 72" US3	.052031
413S 72" US32D	.023441
413S 72" DBA	.054295
413S 72" MIL	.051031
413S 96" US3	.052032
413S 96" MIL	.054157
415S 36" DBA	.057305
415S 36" MIL	.051033
415S 36" SCA	.071687
415S 48" DBA	.023733
415S 48" MIL	.051035
415S 72" MIL	.051037
416S 36" DBA	.060723
416S 36" GLD	.081665
416S 36" MIL	.051051
416S 36" SCA	.090216
416S 48" DBA	.063049
416S 48" MIL	.051053
416S 72" DBA	.016047
416S 72" MIL	.051055
416S 96" MIL	.052960
417S 36" DBA	.059553
417S 36" MIL	.056494
417S 36" SCA	.058889
417S 48" DBA	.024802
417S 48" MIL	.057023
417S 72" DBA	.075007
417S 72" MIL	.057024
417S 96" MIL	.060172
418S 36" MIL	.056495
418S 48" MIL	.062685
418S 72" MIL	.059607



Thresholds

418S 96" MIL	.066488
419S 36" MIL	.056496
419S 48" DBA	.108927
420S 36" MIL	.061332
420S 48" MIL	.030506
420S 72" MIL	.073999
421S 36" MIL	.059872
421S 72" DBA	.068739
421S 72" MIL	.064918
422S 36" MIL	.064486
422S 48" MIL	.085099
422S 72" MIL	.064485
423S 72" MIL	.082531
424S 36" MIL	.066013
424S 48" MIL	.095418
426S 36" DBA	.002015
426S 36" MIL	.061695
426S 48" MIL	.077225
426S 72" MIL	.064254
426S 96" MIL	.064253
427S 36" MIL	.061190
427S 48" MIL	.061133
427S 72" MIL	.061125
427S 96" DBA	.134871
428S 36" MIL	.069001
428S 48" MIL	.030450
428S 72" DBA	.066973
428S 72" MIL	.059870
428S 96" DBA	.021942
430S 36" MIL	.062855
430S 48" MIL	.088799
430S 72" DBA	.095313
430S 72" MIL	.070161
430S 72" SCA	.084515
431S 36" DBA	.070641
431S 36" GLD	.048973
431S 36" MIL	.051455
431S 48" DBA	.078959
431S 48" MIL	.051456
431S 72" DBA	.055522
431S 72" GLD	.066756
431S 72" MIL	.051458
431S 96" MIL	.096450
432S 36" DBA	.059786
432S 36" MIL	.053172
432S 48" US10B	.095706

Thresholds

432S 48" MIL	.062853
432S 72" US10B	.095703
432S 72" DBA	.057872
432S 72" MIL	.053822
433S 36" DBA	.054825
433S 36" GLD	.058459
433S 36" MIL	.051463
433S 48" MIL	.051464
433S 72" DBA	.063629
433S 72" GLD	.062034
433S 72" MIL	.051466
434S 36" MIL	.052038
434S 36" MIL NEOPRENE	.026655
434S 36" MIL SILICONE	.031084
434S 36" MIL VINYL	.056329
435S 36" GLD	.106702
435S 36" MIL NEOPRENE	.028335
435S 72" MIL NEOPRENE	.080550
435S 36" MIL VINYL	.056497
435S 72" MIL VINYL	.056644
436S 36" DBA	.038944
436S 36" MIL	.027686
436S 48" DBA	.093704
436S 48" MIL	.023620
436S 72" DBA	.075861
436S 72" MIL	.032198
436S 96" MIL	.054106
438S 36" DBA	.046790
438S 36" MIL	.013799
438S 72" DBA	.045585
442S 36" MIL	.065007
442S 36" SCA	.071626
442S 48" MIL	.063483
442S 72" MIL	.086139
443S 36" MIL	.065346
444S 36" MIL	.089632
444S 48" MIL	.094554
445S 72" MIL	.051471
445S 96" MIL	.062261
448S 36" DBA	.117092
448S 36" MIL	.038781
448S 48" MIL	.111712
448S 72" DBA	.130861
448S 72" MIL	.037440
448S 96" MIL	.066757
448S 96" MIL NH	.139421



Thresholds

Thresholds

450S 48" MIL	.051473
450S 96" MIL	.012758
451S 48" MIL	.098765
451S 72" MIL	.073016
452S 72" MIL	.092409
455S 96" MIL	.070042
460S 72" MIL	.051483
460S 96" MIL	.075035
465S 72" MIL	.051488
470S 36" MIL	.051492
470S 72" MIL	.051494
477S 48" DBA	.144656
477S 48" MIL NEOPRENE	.025060
477S 36" MIL VINYL	.089975
477S 48" DBA VINYL	.021980
477S 48" MIL VINYL	.017278
477S 72" MIL VINYL	.094703
478S 36" MIL	.144368
478S 36" GLD SILICONE	.088825
481S 36" MIL NEOPRENE	.055791
481S 48" MIL NEOPRENE	.076605
481S 72" MIL NEOPRENE	.055980
481S 36" MIL SILICONE	.072476
481S 36" DBA VINYL	.006126
481S 36" MIL VINYL	.056073
481S 48" DBA VINYL	.036999
481S 48" MIL VINYL	.051940
481S 72" DBA VINYL	.050881
481S 72" MIL VINYL	.054902
484S 36" DBA	.079872
484S 36" MIL	.051516
484S 48" DBA	.040821
484S 48" MIL	.051517
484S 72" DBA	.050882
484S 72" MIL	.051519
484S 96" MIL	.088497
492S 36" MIL	.032347
504S 36" MIL	.051534
504S 72" MIL	.056390
505S 36" MIL	.051542
506S 36" BLA	.052729
506S 36" MIL	.054719
508S 36" DBA	.020721
508S 36" MIL	.034315
516S 36" MIL	.124421
516S 72" MIL	.128226

Thresholds and Weatherstripping - Stock Numbers

Thresholds

516S 36" MIL NEOPRENE	.034721
516S 36" MIL SILICONE	.064022
516S 36" MIL VINYL	.033033
516S 72" MIL VINYL	.034574
520S 36" MIL	.033055
520S 72" MIL	.051539
520S 36" MIL NEOPRENE	.054613
520S 48" MIL NEOPRENE	.056182
520S 72" MIL NEOPRENE	.055935
520S 72" SCA NEOPRENE	.046841
520S 36" MIL SILICONE	.064059
520S 48" MIL SILICONE	.080333
520S 72" MIL SILICONE	.064061
520S 36" DBA VINYL	.054218
520S 36" MIL VINYL	.051061
520S 36" SCA VINYL	.001850
520S 36" SCB VINYL	.120773
520S 48" DBA VINYL	.079046
520S 48" MIL VINYL	.051062
520S 72" DBA VINYL	.054454
520S 72" MIL VINYL	.051066
520S 72" SCA VINYL	.017347
520S 72" SCB VINYL	.120774
520S 96" MIL VINYL	.057442
532S 36" MIL	.051548
532S 36" DBA NEOPRENE	.071073
532S 36" MIL SILICONE	.073124
532S 72" MIL SILICONE	.054919
532S 36" MIL VINYL	.051552
532S 48" MIL VINYL	.051830
532S 72" VINYL	.062282
532S 72" MIL VINYL	.051555
532S 96" MIL VINYL	.053837
541S 36" MIL NEOPRENE	.054211
541S 48" DBA NEOPRENE	.000896
541S 48" MIL NEOPRENE	.054059
541S 72" MIL NEOPRENE	.054060
541S 36" CLR VINYL	.095393
541S 36" DBA VINYL	.053658
541S 36" MIL VINYL	.051068
541S 48" CLR VINYL	.095382
541S 48" MIL VINYL	.051070
541S 72" MIL VINYL	.051074
552S 36" 32D VINYL	.108523
552S 36" MIL VINYL	.051568
552S 48" MIL VINYL	.051569



Thresholds

552S 96" MIL VINYL.....	.057479
560S 36" MIL VINYL.....	.051076
560S 36" MIL VINYL NH.....	.008752
560S 48" MIL VINYL.....	.051078
560S 48" MIL VINYL NH.....	.012801
560S 72" MIL VINYL.....	.051082
560S 72" MIL VINYL NH.....	.009223
565S 36" SCA NEOPRENE.....	.145379
565S 48" MIL NEOPRENE.....	.008593
565S 48" SCA NEOPRENE.....	.145380
565S 36" MIL VINYL.....	.057025
565S 36" SCA VINYL.....	.137796
565S 48" SCA VINYL.....	.137797
572S 36" DBA.....	.025594
572S 72" MIL.....	.030908
575S 36" DBA VINYL.....	.052358
575S 36" MIL VINYL.....	.051084
575S 48" MIL VINYL.....	.051086
575S 72" MIL VINYL.....	.051090
575S 96" MIL VINYL.....	.052982
580S 36" MIL VINYL.....	.021041
599S 48" DBA VINYL.....	.134849
600S 36" MIL.....	.051584
600S 48" MIL.....	.022772
604S 36" DBA.....	.053623
604S 36" MIL.....	.051592
604S 36" SCA.....	.071847
604S 48" DBA.....	.074415
604S 48" MIL.....	.051593
604S 72" US3.....	.048329
604S 72" DBA.....	.068183
604S 72" MIL.....	.063979
604S 72" SCA.....	.094430
604S 96" MIL.....	.062565
859S 36" DBA.....	.021458
859S 36" MIL.....	.031358

Press-On Weatherstripping

7/1/2019 BLACK.....	.094197
726B 204" BROWN.....	108247
726B 216" BROWN.....	141854

Press-On Weatherstripping

726B 240" BROWN.....	110396
726B 252" BROWN.....	103765
726B 300" BROWN.....	137455
726S 204" CHARCOAL.....	052216
726S 216" CHARCOAL.....	052583
726S 240" CHARCOAL.....	052217
726S 252" CHARCOAL.....	052437
726S 260-FT CHARCOAL.....	.053002
726S 264" CHARCOAL.....	.052582
726S 300" CHARCOAL.....	.052737
726S 520-FT CHARCOAL.....	053070
726T 204" TAN.....	.068315
726T 240" TAN.....	.068312
726T 252" TAN.....	139885
726W 204" WHITE.....	.054222
726W 216" WHITE.....	.054799
726W 240" WHITE.....	.054223
726W 252" WHITE.....	.054224
726W 260-FT WHITE.....	.054226
726W 264" WHITE.....	.060177
726W 300" WHITE.....	.054225
726W 520-FT WHITE.....	.054227
728S 204" CHARCOAL.....	.048276
728S 216" CHARCOAL.....	.051094
728S 240" CHARCOAL.....	.049528
728S 252" CHARCOAL.....	.061881
728S 260-FT CHARCOAL.....	.047334
728S 264" CHARCOAL.....	.061882
728S 300" CHARCOAL.....	.064421
728S 520-FT CHARCOAL.....	.002601
729B 204" BROWN.....	.045920
729B 216" BROWN.....	.055100
729B 252" BROWN.....	.046133
729B 300" BROWN.....	.079208
729S 204" BLACK.....	.015885
729S 252" BLACK.....	.068776
729S 300" BLACK.....	.068777
729W 204" WHITE.....	.024763
729W 252" WHITE.....	.027429
729W 300" WHITE.....	.027430
736S 204" CHARCOAL.....	089698
736S 216" CHARCOAL.....	.093251
736S 240" CHARCOAL.....	096054
736S 252" CHARCOAL.....	.096055
736S 260-FT CHARCOAL.....	.095015
736S 264" CHARCOAL.....	.098132



Thresholds

Press-On Weatherstripping

736S 300" CHARCOAL	.090886
736S 520-Ft CHARCOAL	.095014
736W 204" WHITE	.096056
736W 216" WHITE	.098957
736W 240" WHITE	.096057
736W 252" WHITE	.096088
736W 260-Ft WHITE	.095017
736W 264" WHITE	.046032
736W 300" WHITE	.096033
736W 520-Ft WHITE	.095016
737S 204" CHARCOAL	.035450
737S 216" CHARCOAL	.035449
737S 240" CHARCOAL	.035447
737S 252" CHARCOAL	.035422
737S 260-Ft CHARCOAL	.035383
737S 264" CHARCOAL	.035393
737S 300" CHARCOAL	.035392
737S 520-Ft CHARCOAL	.035382
719B 36" x 84" BROWN	.082481
719B 48" x 84" BROWN	.085139
719B 72" x 84" BROWN	.082483
719B 84" BROWN	.082511
719B 84" x 84" BROWN	.082484
719B 96" BROWN	.082514
719B 108" BROWN	.082515
719S 36" x 84" CHARCOAL	.082491
719S 48" X 84" CHARCOAL	.085084
719S 72" x 84" CHARCOAL	.082494
719S 84" CHARCOAL	.082522
719S 84" x 84" CHARCOAL	.082496
719S 96" CHARCOAL	.082524
719S 108" CHARCOAL	.082525
720B 36" x 84" BROWN FLEX INTUMESCENT SINGLE WING	.107435
720B 48" X 84" BROWN FLEX INTUMESCENT SINGLE WING	.107433
720B 72" X 84" BROWN FLEX INTUMESCENT SINGLE WING	.107434
720B 84" x 84" BROWN FLEX INTUMESCENT SINGLE WING	.112842
720S 36" x 84" CHARCOAL FLEX INTUM SINGLE WING	.105952
720S 48" X 84" CHARCOAL FLEX INTUM SINGLE WING	.105953
720S 72" X 84" CHARCOAL FLEX INTUM SINGLE WING	.105954
720S 84" x 84" CHARCOAL FLEX INTUM SINGLE WING	.105955
720S 96" X 96" CHARCOAL FLEX INTUM SINGLE WING	.118211
721B 36" x 84" BROWN	.029485
721B 48" x 84" BROWN	.029488
721B 72" x 84" BROWN	.029491
721B 84" BROWN	.047510
721B 84" x 84" BROWN	.143529

Thresholds and Weatherstripping - Stock Numbers

Press-On Weatherstripping

721B 96" BROWN	.047517
721B 108" BROWN	.047518
721G 36" x 84" GREY	.013457
721G 48" x 84" GREY	.108615
721G 72" x 84" GREY	.089314
721G 84" GREY	.087654
721G 96" GREY	.087652
721S 36" x 84" BLACK	.029493
721S 48" x 84" CHARCOAL	.029494
721S 72" x 84" CHARCOAL	.029496
721S 84" CHARCOAL	.081187
721S 84" x 84" CHARCOAL	.000002
721S 96" CHARCOAL	.081186
721S 96" x 96" CHARCOAL	.142009
721S 108" CHARCOAL	.081735
721W 36" x 84" WHITE	.029520
721W 48" x 84" WHITE	.029521
721W 72" x 84" WHITE	.029523
721W 84" WHITE	.059248
721W 84" x 84" WHITE	.074859
721W 96" WHITE	.059123
721W 108" WHITE	.059122
722B 36" x 84" BROWN	.086961
722B 48" x 84" BROWN	.086929
722B 72" x 84" BROWN	.086793
722B 84" x 84" BROWN	.086791
722B 96" x 96" BROWN	.086780
722S 36" x 84" CHARCOAL	.087124
722S 48" x 84" CHARCOAL	.087063
722S 72" x 84" CHARCOAL	.087055
722S 84" x 84" CHARCOAL	.087054
722S 96" x 96" CHARCOAL	.087005
724B 36" x 84" BROWN	.047696
724B 48" x 84" BROWN	.138515
724B 72" x 84" BROWN	.086997
724B 84" BROWN	.047527
724B 96" BROWN	.047528
724S 36" x 84" CHARCOAL	.089572
724S 84" CHARCOAL	.061283
724S 84" x 84" CHARCOAL	.109589
724S 96" CHARCOAL	.000241
724S 108" CHARCOAL	.014723



Press-On Weatherstripping

734S 36" X 84" BROWN	.026246
734B 72" X 84" BROWN	.026201
734B 84" BROWN	.026247
734B 96" BROWN	.026244
734B 96" X 96" BROWN	.026200
734B 108" BROWN	.026211
734S 36" X 84" CHARCOAL	.026327
734S 72" X 84" CHARCOAL	.026322
734S 84" CHARCOAL	.026357
734S 96" CHARCOAL	.026330
734S 96" X 96" CHARCOAL	.026321
734S 108" CHARCOAL	.026329
725S 84" NEOPRENE	.060206
725S 96" NEOPRENE	.060504
738S 204" CHARCOAL	.164037
738S 240" CHARCOAL	.164039

Auto-Door Bottoms

730S 36" MIL NEOPRENE	.072966
730S 36" MIL NEOPRENE	.051857
730S 42" MIL NEOPRENE	.054841
730S 48" MIL NEOPRENE	.051390
730S 36" MIL SILICONE	.046487
730S 42" MIL SILICONE	.034849
730S 48" MIL SILICONE	.087236
740S 36" NEOPRENE	.076463
740S 36" CLR NEOPRENE	.055452
740S 36" DBA NEOPRENE	.052434
740S 36" GLD NEOPRENE	.057701
740S 42" CLR NEOPRENE	.085096
740S 42" DBA NEOPRENE	.059866
740S 42" GLD NEOPRENE	.074922
740S 48" NEOPRENE	.080708
740S 48" CLR NEOPRENE	.087513
740S 48" DBA NEOPRENE	.052435
740S 48" GLD NEOPRENE	.066177
740S 36" CLR SILICONE	.068926
740S 42" CLR SILICONE	.069035
740S 48" CLR SILICONE	.068927
742S 36" MIL VINYL	.053529
742S 42" MIL VINYL	.058976
742S 48" MIL VINYL	.053865
743S 36" MIL NEOPRENE	.052842
743S 42" MIL NEOPRENE	.056039
743S 48" MIL NEOPRENE	.053078
747S 36" CLR NEOPRENE	.053563
747S 36" DBA NEOPRENE	.053781

Auto-Door Bottoms

747S 36" GLD NEOPRENE	.016063
747S 42" CLR NEOPRENE	.087210
747S 42" DBA NEOPRENE	.057863
747S 48" CLR NEOPRENE	.084717
747S 48" DBA NEOPRENE	.053735
747S 48" GLD NEOPRENE	.058145

Door Bottoms & Sweeps

750S 36" US10B NEOPRENE	.010703
750S 36" US32D NEOPRENE	.023937
750S 36" CLR NEOPRENE	.053564
750S 36" DBA NEOPRENE	.053069
750S 36" GLD NEOPRENE	.052905
750S 42" US32D NEOPRENE	.037601
750S 42" CLR NEOPRENE	.053565
750S 42" DBA NEOPRENE	.064869
750S 42" GLD NEOPRENE	.071669
750S 48" US32D NEOPRENE	.076771
750S 48" CLR NEOPRENE	.057658
750S 48" DBA NEOPRENE	.053013
750S 48" GLD NEOPRENE	.058143
750S 36" US32D SILICONE	.040289
750S 36" CLR SILICONE	.043444
750S 36" DBA SILICONE	.006348
750S 42" US32D SILICONE	.095058
750S 48" US32D SILICONE	.055864
750S 48" CLR SILICONE	.070213
752S 36" DBA VINYL	.015097
752S 36" GLD VINYL	.057972
752S 36" MIL VINYL	.061376
752S 42" DBA VINYL	.027712
752S 42" MIL VINYL	.067894
752S 48" DBA VINYL	.040624
752S 48" GLD VINYL	.039647
752S 48" MIL VINYL	.007958
752S 48" MIL VINYL TEK	.078452
753S 36" DBA NEOPRENE	.061082
753S 36" GLD NEOPRENE	.077227
753S 36" MIL NEOPRENE	.051337
753S 42" MIL NEOPRENE	.067110
753S 48" MIL NEOPRENE	.051338
754S 36" CLR NEOPRENE	.083440
754S 36" DBA NEOPRENE	.052427
754S 42" CLR NEOPRENE	.083370
754S 42" DBA NEOPRENE	.005796
754S 48" CLR NEOPRENE	.083372
756S 36" DBA VINYL	.054378



Door Bottoms & Sweeps

756S 36" GLD VINYL	058375
756S 36" MIL VINYL	052010
756S 42" MIL VINYL	061396
756S 48" DBA VINYL	055418
756S 48" MIL VINYL	052011
759S 36" DBA VINYL	027134
759S 36" GLD VINYL	066852
759S 36" MIL VINYL	060170
759S 42" DBA VINYL	027167
759S 42" GLD VINYL	104864
759S 42" MIL VINYL	036002
759S 48" DBA VINYL	066858
759S 48" GLD VINYL	093917
759S 48" MIL VINYL	032110
770S 36" MIL	051349
770S 36" DBA BRUSH	065591
770S 36" GLD BRUSH	040794
770S 36" MIL BRUSH	061333
770S 42" DBA BRUSH	065066
770S 42" MIL BRUSH	033809
770S 48" DBA BRUSH	046311
770S 48" MIL BRUSH	084855
770S 36" VINYL	075567
770S 36" DBA VINYL	057644
770S 36" GLD VINYL	055454
770S 36" MIL VINYL	054681
770S 42" GLD VINYL	016288
770S 42" MIL VINYL	067931
770S 48" DBA VINYL	070746
770S 48" GLD VINYL	038496
770S 48" MIL VINYL	063484
774S 36" NEOPRENE	062304
774S 36" DBA NEOPRENE	064438
774S 36" MIL NEOPRENE	051357
774S 48" MIL NEOPRENE	051358
774S 36" MIL VINYL	051359
774S 48" DBA VINYL	061377
774S 48" MIL VINYL	051360
776S 42" CLR NEOPRENE	094490
777S 36" DBA NEOPRENE	035004
777S 36" MIL NEOPRENE	027008
777S 36" DBA VINYL	054611
777S 36" MIL VINYL	051363
778S 36" DBA NEOPRENE	015955
778S 36" MIL NEOPRENE	015977
778S 48" DBA NEOPRENE	058254

Door Bottoms & Sweeps

778S 36" VINYL	062294
778S 36" DBA VINYL	053780
778S 36" GLD VINYL	055193
778S 36" MIL VINYL	051365
778S 42" DBA VINYL	054862
778S 42" GLD VINYL	062642
778S 42" MIL VINYL	059750
778S 48" VINYL	062641
778S 48" DBA VINYL	054896
778S 48" MIL VINYL	051366
779S 36" DBA NEOPRENE	022886
779S 36" MIL NEOPRENE	025961
779S 42" MIL NEOPRENE	035071
779S 48" MIL NEOPRENE	026920
779S 36" DBA VINYL	057067
779S 36" GLD VINYL	066396
779S 36" MIL VINYL	054773
779S 42" DBA VINYL	021025
779S 42" GLD VINYL	068655
779S 42" MIL VINYL	058978
779S 48" DBA VINYL	012715
779S 48" GLD VINYL	043164
779S 48" MIL VINYL	057028
780S 36" MIL NEOPRENE	027342
780S 48" MIL NEOPRENE	029354
780S 36" DBA VINYL	059252
780S 36" GLD VINYL	086619
780S 36" MIL VINYL	054821
780S 42" DBA VINYL	053662
780S 42" MIL VINYL	065433
780S 48" DBA VINYL	071002
780S 48" MIL VINYL	055420
782S 36" DBA NEOPRENE	048578
782S 36" MIL NEOPRENE	032350
782S 42" GLD NEOPRENE	044501
782S 48" MIL NEOPRENE	032330
782S 36" VINYL	005870
782S 36" DBA VINYL	034338
782S 36" GLD VINYL	039678
782S 36" MIL VINYL	022288
782S 42" DBA VINYL	014122
782S 42" MIL VINYL	054861
782S 48" MIL VINYL	034603
783S 36" MIL	115282
783S 36" GLD VINYL	098197
783S 36" MIL VINYL	037956



Door Bottoms & Sweeps

783S 48" MIL VINYL037965
787S 36" MIL NEOPRENE055268
789S 36" DBA PILE044987
789S 36" GLD PILE032351
789S 36" MIL PILE036194
789S 42" MIL PILE036195
789S 48" MIL PILE036617
801S 36" DBA BRUSH059618
801S 36" GLD BRUSH063248
801S 36" MIL BRUSH053035
801S 42" MIL BRUSH055943
801S 48" DBA BRUSH067890
801S 48" MIL BRUSH054070
802S 36" DBA BRUSH054610
802S 36" GLD BRUSH054786
802S 36" MIL BRUSH053194
802S 42" GLD BRUSH052346
802S 42" MIL BRUSH065250
802S 48" DBA BRUSH061397
802S 48" GLD BRUSH067474
802S 48" MIL BRUSH054074
806S 36" DBA BRUSH032352
806S 36" MIL BRUSH035673
806S 48" DBA BRUSH029484
806S 48" MIL BRUSH031581
872S 36" CLR NEOPRENE095928

Jamb Weatherstripping

785S 36" MIL NEOPRENE120166
785S 36" x 84" MIL NEOPRENE120162
785S 36" x 96" GLD NEOPRENE120178
785S 36" x 96" MIL NEOPRENE122126
785S 48" DBA NEOPRENE122470
785S 72" x 84" DBA NEOPRENE120174
785S 72" x 84" MIL NEOPRENE120163
785S 84" DBA NEOPRENE120177
785S 84" GLD NEOPRENE120173
785S 84" MIL NEOPRENE120164
785S 96" DBA NEOPRENE120172
785S 96" MIL NEOPRENE120171
800S 36" MIL BRUSH054784
800S 36" x 84" MIL BRUSH051373
800S 48" x 84" MIL BRUSH051374
800S 72" x 84" MIL BRUSH051375
800S 72" x 96" MIL BRUSH019037
800S 84" DBA BRUSH030583
800S 84" MIL BRUSH056636

Jamb Weatherstripping

800S 96" MIL BRUSH061569
802S 36" DBA BRUSH054610
802S 36" GLD BRUSH054786
802S 36" MIL BRUSH053194
802S 36" x 84" MIL BRUSH051379
802S 48" DBA BRUSH061397
802S 48" GLD BRUSH067474
802S 48" MIL BRUSH054074
802S 48" x 84" MIL BRUSH051380
802S 72" MIL BRUSH055939
802S 84" BLA BRUSH016491
802S 84" DBA BRUSH055941
802S 84" GLD BRUSH054500
802S 84" MIL BRUSH052979
802S 96" DBA BRUSH054257
802S 96" MIL BRUSH058708
803S 36" MIL BRUSH054075
803S 36" x 84" MIL BRUSH051382
803S 48" x 96" MIL BRUSH048945
803S 72" x 84" MIL BRUSH051394
803S 72" x 96" DBA BRUSH030527
803S 84" MIL BRUSH053077
808S 48" MIL BRUSH043629
808S 72" MIL BRUSH040087
808S 84" MIL BRUSH038341
859S 36" x 84" DBA031883
859S 36" x 84" MIL080290
859S 36" x 96" MIL030375
859S 36" x 108" MIL030376
859S 48" MIL067767
859S 48" x 84" MIL071926
859S 48" x 96" MIL042801
859S 72" DBA090769
859S 72" MIL095946
859S 72" x 84" MIL070969
859S 72" x 96" MIL091951
859S 84" DBA086427
859S 84" MIL028610
859S 96" MIL091966
860S 36" x 84" MIL NEOPRENE051234
860S 36" x 84" MIL VINYL091326
861S 36" MIL NEOPRENE065452
861S 36" x 84" MIL NEOPRENE051235
861S 72" x 84" MIL NEOPRENE051237
861S 84" MIL NEOPRENE065463
862S 36" CLR NEOPRENE083520



Jamb Weatherstripping

862S 36" x 84" CLR NEOPRENE083522
862S 48" CLR NEOPRENE060040
862S 48" x 84" CLR NEOPRENE084994
862S 72" x 84" CLR NEOPRENE083517
862S 72" x 84" DBA NEOPRENE058008
862S 72" x 96" CLR NEOPRENE083632
862S 72" x 96" DBA NEOPRENE055343
862S 84" CLR NEOPRENE083616
862S 84" DBA NEOPRENE073092
862S 96" DBA NEOPRENE061765
863S 36" x 84" CLR NEOPRENE058992
863S 48" x 84" CLR NEOPRENE092863
863S 72" x 84" CLR NEOPRENE087142
863S 84" CLR NEOPRENE084707
864S 36" CLR NEOPRENE083568
864S 36" x 84" CLR NEOPRENE057659
864S 36" x 96" CLR NEOPRENE083570
864S 36" x 108" CLR NEOPRENE062579
864S 48" x 84" CLR NEOPRENE086659
864S 48" x 96" CLR NEOPRENE032695
864S 72" x 84" CLR NEOPRENE083572
864S 72" x 84" DBA NEOPRENE065293
864S 84" CLR NEOPRENE083573
864S 96" CLR NEOPRENE094658
865S 36" DBA NEOPRENE073815
865S 36" GLD NEOPRENE055359
865S 36" MIL NEOPRENE087913
865S 36" x 84" DBA NEOPRENE036985
865S 36" x 84" GLD NEOPRENE091572
865S 36" x 84" MIL NEOPRENE062415
865S 36" x 96" DBA NEOPRENE096197
865S 36" x 96" MIL NEOPRENE017295
865S 36" x 108" MIL NEOPRENE083004
865S 48" MIL NEOPRENE102562
865S 48" x 84" MIL NEOPRENE028997
865S 48" x 96" DBA NEOPRENE125536
865S 48" x 96" MIL NEOPRENE075191
865S 48" x 108" MIL NEOPRENE092260
865S 72" MIL NEOPRENE087915
865S 72" x 84" DBA NEOPRENE081104
865S 72" x 84" MIL NEOPRENE022917
865S 72" x 96" MIL NEOPRENE037449
865S 84" MIL NEOPRENE025286
865S 96" GLD NEOPRENE083908
865S 96" MIL NEOPRENE054907
866S 36" MIL NEOPRENE055632

Jamb Weatherstripping

866S 36" x 84" DBA NEOPRENE040799
866S 36" x 84" MIL NEOPRENE056313
866S 36" x 96" MIL NEOPRENE031942
866S 48" MIL NEOPRENE006290
866S 48" x 84" MIL NEOPRENE037712
866S 48" x 108" MIL NEOPRENE089576
866S 72" MIL NEOPRENE055553
866S 72" x 84" DBA NEOPRENE092913
866S 72" x 84" MIL NEOPRENE007786
866S 72" x 96" MIL NEOPRENE103804
866S 84" MIL NEOPRENE042719
866S 96" DBA NEOPRENE031357
866S 96" MIL NEOPRENE055485
866S 120" MIL NEOPRENE074592
870S 36" x 84" US10B NEOPRENE020778
870S 36" x 84" CLR NEOPRENE059054
870S 36" x 84" DBA NEOPRENE053497
870S 36" x 84" GLD NEOPRENE016082
870S 36" x 96" CLR NEOPRENE083619
870S 48" CLR NEOPRENE068708
870S 48" x 84" CLR NEOPRENE063110
870S 48" x 96" CLR NEOPRENE091229
870S 72" CLR NEOPRENE083870
870S 72" x 84" CLR NEOPRENE083596
870S 72" x 84" DBA NEOPRENE053881
870S 72" x 96" CLR NEOPRENE084596
870S 84" CLR NEOPRENE083597
870S 84" DBA NEOPRENE060876
870S 96" CLR NEOPRENE083884
871S 36" MIL NEOPRENE023335
871S 36" x 84" MIL NEOPRENE051255
871S 48" x 84" MIL NEOPRENE051198
871S 72" x 84" MIL NEOPRENE051257
871S 84" MIL NEOPRENE063621
873S 36" MIL NEOPRENE053862
873S 36" x 84" DBA NEOPRENE053712
873S 36" x 84" MIL NEOPRENE051263
873S 36" x 96" MIL NEOPRENE058799
873S 48" x 84" MIL NEOPRENE051264
873S 72" x 84" MIL NEOPRENE051265
873S 84" DBA NEOPRENE063162
873S 84" MIL NEOPRENE053864
874S 36" US32D NEOPRENE105906
874S 36" x 84" US32D NEOPRENE064413
874S 36" x 84" MIL NEOPRENE054083
874S 48" US32D NEOPRENE113653



Jamb Weatherstripping

874S 72" x 84" US32D NEOPRENE	102266
874S 72" x 96" US32D NEOPRENE	064095
874S 72" x 96" MIL NEOPRENE	087114
874S 84" MIL NEOPRENE	052592
874S 96" CLR NEOPRENE	130963
874S 96" MIL NEOPRENE	057221
874S 120" US32D NEOPRENE	078861
875S 36" CLR NEOPRENE	083401
875S 36" x 84" CLR NEOPRENE	058096
875S 36" x 108" CLR NEOPRENE	053915
875S 48" CLR NEOPRENE	083402
875S 48" x 84" CLR NEOPRENE	084882
875S 72" x 84" CLR NEOPRENE	059921
875S 84" CLR NEOPRENE	084251
875S 36" x 84" CLR SILICONE	003880
877S 36" x 84" MIL NEOPRENE	072544
878S 36" x 84" CLR NEOPRENE	058993
880S 36" x 84" MIL NEOPRENE	051275
880S 72" x 84" MIL NEOPRENE	051277
881S 36" MIL NEOPRENE	065849
881S 36" x 84" NEOPRENE	035415
881S 36" x 84" DBA NEOPRENE	084186
881S 36" x 84" MIL NEOPRENE	051279
881S 36" x 96" MIL NEOPRENE	087921
881S 48" MIL NEOPRENE	058998
881S 48" x 84" GLD NEOPRENE	058764
881S 48" x 84" MIL NEOPRENE	051280
881S 72" MIL NEOPRENE	068703
881S 72" x 84" DBA NEOPRENE	062108
881S 72" x 84" GLD NEOPRENE	034678
881S 72" x 84" MIL NEOPRENE	051281
881S 72" x 96" MIL NEOPRENE	087923
881S 84" MIL NEOPRENE	054328
881S 96" MIL NEOPRENE	087019
881S 36" MIL SILICONE	065435
881S 36" x 84" MIL SILICONE	055461
881S 36" x 96" MIL SILICONE	080370
881S 36" x 108" MIL SILICONE	049936
881S 48" MIL SILICONE	070160
881S 48" x 84" MIL SILICONE	075414
881S 48" x 96" MIL SILICONE	022364
881S 48" x 108" MIL SILICONE	056004
881S 72" MIL SILICONE	062770
881S 72" x 84" MIL SILICONE	062773
881S 72" x 96" MIL SILICONE	080371
881S 84" MIL SILICONE	054669

Jamb Weatherstripping

881S 96" MIL SILICONE	080374
881S 36" DBA VINYL	074308
881S 36" MIL VINYL	053349
881S 36" x 84" VINYL	000159
881S 36" x 84" DBA VINYL	058981
881S 36" x 84" MIL VINYL	052013
881S 36" x 96" MIL VINYL	078158
881S 36" x 108" MIL VINYL	072388
881S 48" MIL VINYL	055205
881S 48" x 84" MIL VINYL	052014
881S 48" x 96" MIL VINYL	073151
881S 72" MIL VINYL	053348
881S 72" x 84" DBA VINYL	058982
881S 72" x 84" MIL VINYL	056386
881S 72" x 96" DBA VINYL	058983
881S 72" x 96" MIL VINYL	063628
881S 84" MIL VINYL	055208
881S 96" MIL VINYL	062481
881S 36" MIL PILE	061446
881S 36" x 84" MIL PILE	065534
881S 36" x 96" MIL PILE	050803
881S 48" x 84" MIL PILE	079361
881S 48" x 96" MIL PILE	055447
881S 72" MIL PILE	073013
881S 72" x 84" MIL PILE	068518
882S 84" CLR BRUSH	092969
882S 84" DBA BRUSH	092972
882S 84" GLD BRUSH	092977
882S 96" CLR BRUSH	092971
882S 96" DBA BRUSH	092975
882S 96" GLD BRUSH	092978
883S 36" CLR BRUSH	092979
883S 36" DBA BRUSH	092980
883S 84" CLR BRUSH	022506
884S 36" CLR VINYL	092987
884S 36" x 84" GLD VINYL	145335
884S 48" CLR VINYL	092988
884S 84" VINYL	112086
884S 84" CLR VINYL	092989
884S 84" DBA VINYL	092992
884S 84" GLD VINYL	093003
884S 96" CLR VINYL	092990
884S 96" DBA VINYL	093002
884S 96" GLD VINYL	093004
885S 72" x 84 CLR NEOPRENE	095035
885S 84" NEOPRENE	062195



Jamb Weatherstripping

885S 84" CLR SILICONE098428
885S 36" x 84" CLR VINYL094826
885S 36" x 84" DBA VINYL064909
885S 72" x 84" DBA VINYL026261
885S 72" x 96" DBA VINYL098563
885S 84" CLR VINYL054716
885S 96" DBA PILE135972
890S 36" x 84" DBA NEOPRENE054834
890S 36" x 84" MIL NEOPRENE064142
890S 48" x 84" MIL NEOPRENE091396
890S 72" x 84" DBA NEOPRENE054835
890S 72" x 84" MIL NEOPRENE064143
890S 72" x 96" MIL NEOPRENE078079
890S 84" MIL NEOPRENE072200
890S 36" x 84" MIL SILICONE060628
890S 72" x 96" MIL SILICONE093708
890S 36" MIL VINYL065300
890S 36" x 84" DBA VINYL053199
890S 36" x 84" MIL VINYL051287
890S 48" MIL VINYL053842
890S 48" x 84" MIL VINYL051288
890S 72" MIL VINYL069373
890S 72" x 84" MIL VINYL051302
890S 72" x 96" MIL VINYL056203
890S 84" MIL VINYL053181
890S 96" MIL VINYL053841
891S 36" x 84" DBA NEOPRENE055108
891S 36" x 84" GLD NEOPRENE093250
891S 36" x 84" MIL NEOPRENE056722
891S 36" x 96" DBA NEOPRENE014000
891S 36" x 96" MIL NEOPRENE057549
891S 48" x 84" DBA NEOPRENE057018
891S 48" x 84" MIL NEOPRENE057511
891S 48" x 96" DBA NEOPRENE033393
891S 72" x 84" DBA NEOPRENE057019
891S 72" x 84" GLD NEOPRENE074600
891S 72" x 84" MIL NEOPRENE057020
891S 72" x 96" DBA NEOPRENE019682
891S 72" x 96" MIL NEOPRENE061748
891S 84" DBA NEOPRENE008359
891S 84" MIL NEOPRENE073792
891S 96" MIL NEOPRENE025113
891S 36" x 84" DBA SILICONE057068
891S 36" x 84" MIL SILICONE057519
891S 48" x 84" MIL SILICONE059552
891S 72" GASKET ONLY, SILICONE BLACK134581

Jamb Weatherstripping

891S 72" GASKET ONLY, SILICONE BLACK BKG134598
891S 72" x 84" MIL SILICONE061696
891S 72" x 96" MIL SILICONE081032
891S 84" GASKET ONLY, SILICONE BLACK BKG134783
891S 84" MIL SILICONE056283
891S 96" MIL SILICONE056284
891S 36" DBA VINYL003929
891S 36" MIL VINYL052986
891S 36" x 84" CLR VINYL033882
891S 36" x 84" DBA VINYL052356
891S 36" x 84" GLD VINYL052599
891S 36" x 84" MIL VINYL051304
891S 36" x 84" MIL VINYL TEK053838
891S 36" x 96" DBA VINYL054437
891S 36" x 96" MIL VINYL053667
891S 36" x 108" MIL VINYL057520
891S 48" MIL VINYL055375
891S 48" x 84" DBA VINYL052432
891S 48" x 84" GLD VINYL057871
891S 48" x 84" MIL VINYL051305
891S 48" x 96" DBA VINYL054216
891S 48" x 96" MIL VINYL056032
891S 72" MIL VINYL053692
891S 72" x 84" DBA VINYL052357
891S 72" x 84" GLD VINYL054126
891S 72" x 84" MIL VINYL051306
891S 72" x 96" DBA VINYL052433
891S 72" x 96" MIL VINYL052431
891S 84" DBA VINYL064207
891S 84" MIL VINYL053031
891S 96" DBA VINYL071086
891S 96" MIL VINYL053015
892S 36" x 84" DBA NEOPRENE044791
892S 36" x 84" GLD NEOPRENE047155
892S 36" x 84" MIL NEOPRENE044788
892S 48" x 84" MIL NEOPRENE044785
892S 72" x 84" DBA NEOPRENE048297
892S 72" x 84" GLD NEOPRENE071107
892S 72" x 84" MIL NEOPRENE044786
892S 84" MIL NEOPRENE044967
893S 36" DBA PILE055134
893S 36" MIL PILE051285
893S 36" x 84" MIL PILE051314
893S 72" x 84" MIL PILE051313
893S 84" CLR PILE085233
893S 84" DBA PILE058449



Jamb Weatherstripping

893S 84" GLD PILE	.064959
893S 84" MIL PILE	.053666
893S 96" MIL PILE	.056263
896S 36" x 84" DBA NEOPRENE	.036879
896S 36" x 84" MIL NEOPRENE	.033668
896S 48" x 84" MIL NEOPRENE	.037316
896S 48" x 96" MIL NEOPRENE	.050091
896S 72" x 84" MIL NEOPRENE	.035258
896S 84" MIL NEOPRENE	.035980
896S 96" MIL NEOPRENE	.049422
896S 36" x 84" MIL SILICONE	.066836
896S 48" x 84" MIL SILICONE	.051154
896S 36" MIL VINYL	.063497
896S 36" x 84" GLD VINYL	.087327
896S 36" x 84" MIL VINYL	.073543
896S 72" x 84" MIL VINYL	.074012
896S 84" MIL VINYL	.033779

Astragals

756S 84" DBA VINYL	.054120
756S 84" MIL VINYL	.059622
756S 96" DBA VINYL	.020114
756S 96" MIL VINYL	.075551
771S 84" MIL NEOPRENE	.097923
771S 96" MIL SILICONE	.123173
771S 84" MIL VINYL	.037527
771S 96" MIL VINYL	.046239
771S 84" MIL PILE	.052983
774S 96" MIL NEOPRENE	.059422
774S 84" MIL VINYL	.085136
802S 84" DBA BRUSH	.055941
802S 84" GLD BRUSH	.054500
802S 84" MIL BRUSH	.052979
802S 96" DBA BRUSH	.054257
802S 96" MIL BRUSH	.058708
835S 84" US32D	.057965
835S 84" DBA	.054076
835S 84" GLD	.052598
835S 84" GYP	.052218
835S 84" MIL	.051399
835S 96" US32D	.082492
835S 96" DBA	.054077
835S 96" GYP	.054078
835S 96" MIL	.051401
835S 120" US32D	.019549
835S 120" DBA	.028190
835S 120" GYP	.066347

Astragals

835S 120" MIL	.072577
836S 84" DBA	.052438
836S 84" GLD	.067594
836S 84" MIL	.051402
836S 96" DBA	.065451
836S 96" MIL	.051404
836S 120" DBA	.056267
836S 120" MIL	.070159
837S 84" DBA NEOPRENE	.058049
837S 84" GLD NEOPRENE	.060491
837S 84" MIL NEOPRENE	.051407
837S 96" DBA NEOPRENE	.052767
837S 96" MIL NEOPRENE	.051408
837S 120" MIL NEOPRENE	.069420
837S 84" DBA SILICONE	.058625
837S 84" GLD SILICONE	.062464
837S 84" MIL SILICONE	.056392
837S 96" DBA SILICONE	.058626
837S 96" GLD SILICONE	.079237
837S 96" MIL SILICONE	.058141
837S 84" DBA VINYL	.052439
837S 84" GLD VINYL	.054867
837S 84" MIL VINYL	.051405
837S 84" WHP VINYL	.076481
837S 96" DBA VINYL	.059436
837S 96" GLD VINYL	.090519
837S 96" MIL VINYL	.051406
837S 120" MIL VINYL	.059619
839SW 84" MIL BRUSH	.141943
839S 84" MIL BRUSH	.141944
839S 96" MIL BRUSH	.141947
839S 120" MIL BRUSH	.141949
845S 84" MIL PILE	.051409
846S 84" MIL	.051410
847S 84" DBA PILE	.075287
847S 84" GLD PILE	.000606
847S 96" GLD PILE	.135979
848S 84" DBA	.075288
848S 84" GLD	.128894
849S 84" DBA	.038794
849S 84" MIL	.014074
849S 96" DBA	.075587
849S 96" MIL	.031904
872S 84" CLR NEOPRENE	.053566
872S 84" DBA NEOPRENE	.052859
872S 84" GLD NEOPRENE	.053173



Astragals

872S 96" CLR NEOPRENE083594
872S 120" CLR NEOPRENE084691
874S 84" MIL NEOPRENE052592
874S 96" CLR NEOPRENE130963
874S 96" MIL NEOPRENE057221
874S 120" US32D NEOPRENE078861

Rain Drips

810S 40" AWP057538
810S 40" DBA052360
810S 40" GLD052597
810S 40" MIL051396
810S 52" MIL054095
810S 76" DBA052924
810S 76" GLD075081
810S 76" MIL051398



TABLE OF CONTENTS

	A			F
Additions.....		4	Fasteners.....	4
Architectural Finish Symbols		3	Filler Plates	
Armor Plates.....		6-8	Filler Plate, Door Face.....	91
	C		Filler Plate, Flush Bolt Strike	91
Chain Door Check.....		85	Filler Plate, Door Edge	91
Coat Hooks		102, 113-115	Filler Plate, Template Hinge Shim	92
Corner Guard		69	Filler Plate, Frame Strike	92
Custom Pulls			Filler Plate, Latch Adapter	92
18 Degree Pull		128-129	Filler Plate, Flush Bolt	92
90 Degree Pull		111	Filler Plate, Frame Hinge.....	92
Acorn Tip Pull		116-117	Flush Bolts	
Colonial Pull		112	Automatic Flush Bolts.....	81-82
C-Shaped Pulls.....		105-110	Constant Latching Flush Bolt	82
Curved Shape Pulls.....		110, 117, 125-127	Dust Proof Strike	80
Foot Pull		69	Automatic Flush Bolt with Fire Bolt	83
Offset Mount, Vertical Pull		103-104	Manual Flush Bolts	81
Offset Pulls.....		112-113, 128	Residential Flush Bolts	133-134
Segment Shape Pulls.....		121-124	Slide Flush Bolt.....	80
Square Tip Pull		115		
S-Shaped Pulls		101-112		
Steeple Tip Pull		116	H	
Straight Mount, Vertical Pulls		104-105,124	Hand Rail Bracket.....	85, 137
Crating		3		
	D		K	
Door Coordinators			Kick Plates	6-8
Carry Bar.....		83		
Coordinator with Filler Bar.....		84	L	
Filler Bars		84	Latches	
Gravity Coordinator		84	Hospital Latch, 2-3/4" Backset.....	86
Mounting Brackets.....		84	Hospital Latch, 5" Backset.....	86
Door Edgings			Hospital Latch, Lead Lined.....	86
Mortise Type		62-64	Latch Conversion Kit.....	86
Overlap Type.....		64-66	Pocket Door Latch.....	86
Surface Type.....		67-69	Privacy Pocket Door Latch	90
Door Guard		78, 133	Latch Protectors	93
Door Knocker Viewer.....		87, 91		
Door Protection Plates.....		6-8		
Door Latch (Privacy)		79		
Door Silencers				
Metal Door		86		
Wood Door.....		86		
Door Viewers		136		



Trim & Auxiliary

M

Miscellaneous Hardware

Closet Knobs.....	131
Closet Rod, Sockets.....	137
Concealed Edge Pull.....	24
Finger Pulls.....	130
Magnetic Catch.....	135
Pocket Door Edge Pulls.....	131,132
Mounting Options.....	5

P

Pulls

Anti Vandal Trim.....	86
Back-to-Back Offset Pulls.....	23-24
Back-to-Back Straight Pulls.....	18-20
Cast Pulls.....	22, 35
Flush Cup Pulls.....	20-21, 25-26
Half Round.....	9
Offset Pulls.....	16-18, 25, 112
Oval.....	15
Rectangular.....	10
Round.....	11-13, 16-20
Straight Pulls.....	9-16
Wire Drawer Pulls.....	85

Pull Plates

Cylinder Pull.....	46
Pull Plate w/ Lip.....	46
Square Corner.....	29-38

Push Bars

Back-to-Back.....	50
Bent.....	47-49
Flat.....	47-48
Round.....	48-49

Push Plates

Beveled - Square Corner.....	41-43
Half Circle.....	46
Plastic Laminate.....	7, 41-42
Radius Corner.....	38-41, 43
Round Bevel Top and Bottom.....	44
Rounded Corner.....	40-41
Square Corner.....	28-29

Push/Pull Sets

Round Bar.....	47-57
Security Push/Pull Plate.....	46

R

Recommended Application.....	3
Recommended Maintenance.....	3
Residential Trim.....	85, 88, 130-134

Roller Latch/Catches

Adjustable Ball Catch.....	87
Drive-In Ball Catch.....	135
Roller Latch.....	87
Roller Latch with Stop.....	87
Roller Latch w/ ASA Strike.....	129
Roller Latch w/ Full Lip Strike.....	129
Roller Latch w/ Tee Strike.....	87
Three-Way Ball Catch.....	88

S

Signage

ADA Tactile, Plastic.....	98-101
International Symbols, Plastic.....	97
Men/Women, Plastic.....	96
Numbers, Plastic.....	95
Push/Pull, Plastic.....	94
Restroom/Restrooms, Plastic.....	95

Stops and Holders

Roller Bumper.....	78
Door Holder, Kickdown.....	77, 132
Floor Stops.....	71-77, 88-90, 132
Heavy Duty Floor Stop.....	76
Stops With Holder.....	73-75, 88-90
Wall Stops.....	69-70, 73-75, 88-89, 132
Hinge Pin Door Bumper.....	133, 137
Surface Bolts.....	79



CRATING CHARGES

When ordered separately, orders of less than 5 armor plates (plates over 22 inches high and wide) are subject to a \$27.00 net crating charge.

ARCHITECTURAL FINISH SYMBOLS

Unless specifically noted, finishes are priced as listed by each item on the following pages.

US & HAGER	DESCRIPTION	BASE MATERIAL	PRICING INSTRUCTIONS	BHMA SYMBOL
2C	Zinc Plated Steel	Steel	As Listed	603
3	Bright Brass	Brass	As Listed	605
4	Satin Brass	Brass	As Listed	606
5	Satin Brass, Oxidized	Brass Brass/Bronze	25% Above US10B	609
9	Bright Bronze	Brass Brass/Bronze	25% Above US10	611
10	Satin Bronze	Brass Brass/Bronze	As Listed	612
10B	Antique Bronze, Oiled	Brass Brass/Bronze	As Listed	613
10R	Matte Lacquer Antique Bronze	Brass Brass/Bronze	As Listed	-
15	Satin Nickel	Brass Brass/Bronze	Price Same as US26D	619
15A	Satin Nickel Oxidized	Brass Brass/Bronze	As Listed	620
19	Flat Black Coated	Any	As Listed ¹	-
26	Bright Chromium Plated	Brass Brass/Bronze	As Listed	625
26D	Satin Chromium Plated	Brass Brass/Bronze	As Listed	626
28	Satin Anodized Aluminum	Aluminum	As Listed	628
32	Stainless Steel Metal, Bright	300 Series	As Listed	629
32D	Stainless Steel Metal, Satin	300 Series	As Listed	630
DBZ	Dark Bronze Painted	Any	As Listed	695
PC	Clear Plastic	-	As Listed	-
PK	Plastic Laminate - Black	-	As Listed	-
CO	Plastic Laminate - Chocolate	-	As Listed	-
PG	Plastic Laminate - Grey	-	As Listed	-
S1	Sprayed Aluminum	Cast Iron	As Listed	-
S2	Sprayed Brass	Cast Iron	As Listed	-
S3	Sprayed Bronze	Cast Iron	As Listed	-

1. Same as DBZ unless otherwise listed.

NOTE: For any finish not listed in this Price Book, or explained above, price and availability on request.

RECOMMENDED SPECIAL INSTRUCTIONS:

Application: All accessory item installation should be made following the application of paint or other finishes. Under no circumstances should accessory items be installed prior to painting. Paint or other finish material must be dry before applying accessory items to door. Hager recommends that a 72 hour drying time be allowed prior to application of accessory items under normal atmospheric conditions.

Maintenance: For cleaning, use only a soft damp cloth. Do not use any chemicals, abrasive cleaners, waxes, or brass cleaners on items with a lacquer coating or on plastic plates.



Trim & Auxiliary

ADDITIONS WHERE NOT LISTED

Door Edgings

For quantities less than 20 of one type of door edging, add 30% to list price.

Pull, Push Plate, Pull Plate, or Kick Plate Options

Add to the list price of each unit:

Antimicrobial Powder Coat Protection (32D only)

To order use MV3 as suffix - \$18.78 list price each

Flush Back Mounting on Pull Plates

\$14.16 list each plate.

Cutouts - Standard Locations (Not available on Kick Plates)

Wrought (.050) thickness -

-Cut for 1-1/4" (CFC) Standard Cylinder, add \$19.33 each.

-Cut for 2-1/8" (CFC) Cylinder or Turn Piece, add \$19.33 each.

Other thickness plates -

-Cut for 1-1/4" (CFC) Standard Cylinder, add \$23.09 each.

-Cut for 2-1/8" (CFC) Cylinder or Turn Piece, add \$23.09 each.

Cutouts - Non-Standard Locations

Priced on application.

Lasering

For lasering standard "PUSH" or "PULL", "Men" or "Women" for stainless steel, add \$57.19 each, \$114.44 set. Not available on other push/pull materials.

Tactile Warning

Available on limited items. Add \$53.06 to list.

Accessibility Option

For Hager Special Accessibility Clearance - (2-1/2"), prefix "H". Add \$8.19 List for single pull and \$16.37 List for double pull.

Minimum Order Quantities

Less popular finishes may result in minimum order quantities and extended lead times.

FASTENERS

Illustrated below are various types of fasteners that can be furnished by Hager Companies. Please specify type of fastening desired. All types of fastening cannot be used with all items of hardware. If specified method is not possible, we reserve the right to furnish whatever type we feel is best suited for the installation. When used with tempered glass doors, specify thickness of glass and hole diameter.



Hex bolt and machine screws
(various sizes)



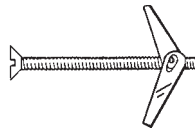
Lead anchor
(used with floor stops in masonry applications)



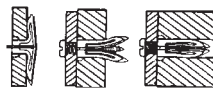
Plastic anchor and full threaded screw
(used in drywall or masonry applications)



Lag screw and shield



Toggle bolt
(ideal for drywall applications)



Plastic toggle anchor
(used with wall stops in drywall applications)



Thru-bolt and finish washer
(flat or oval head; size as required)



Spanner head machine screws
(various sizes furnished at extra charge)



Security torx head machine screws
(various sizes furnished at extra charge)

Note: Torx and Spanner screws are available for select items. Please call Customer Service for availability and price.

MOUNTINGS

Illustrated below are various types of mountings that can be furnished by Hager Companies. Please specify type of mounting desired. All types of mountings cannot be used with all items of hardware. If specified method is not possible, we reserve the right to furnish whatever type we feel is best suited for the installation. When used with tempered glass doors specify thickness of glass and hole diameter.

Mounting Accessory Charges:

For Concealed Cone mountings, add \$14.16 list for each required fitting (Type 3).

For Concealed Cone mountings, add \$14.16 list for each required fitting (Type 5).

For Spanner Collar mountings, add \$24.32 list for each required fitting (Type 7).

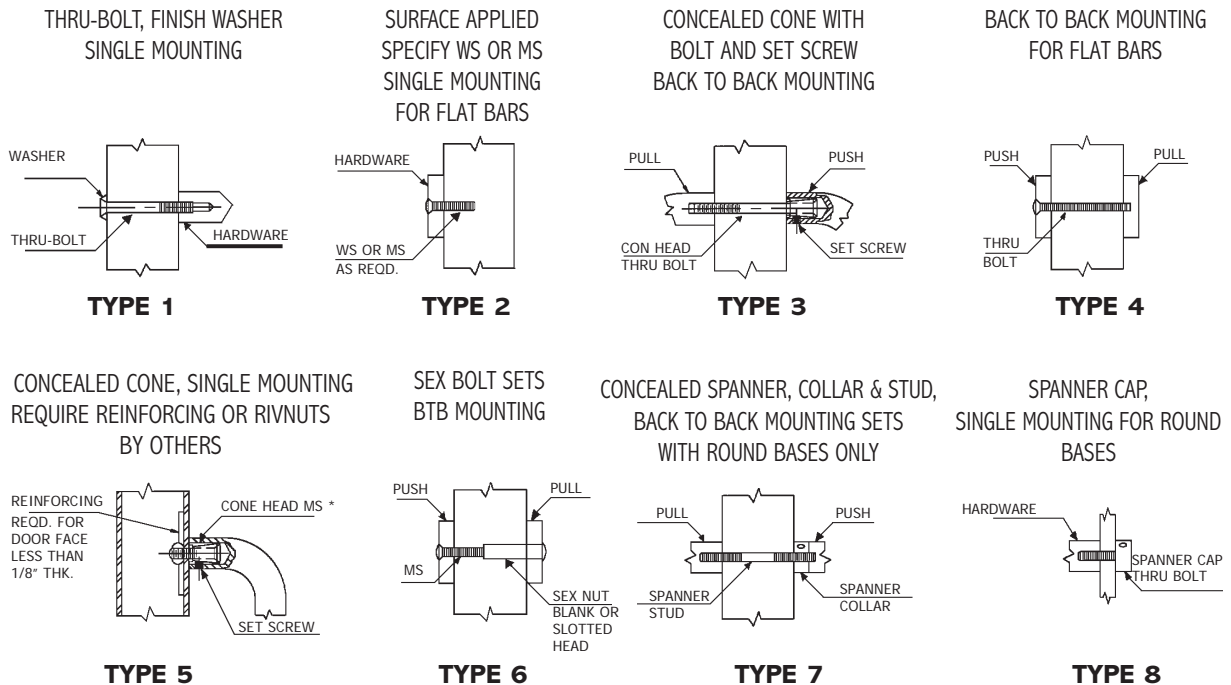
For Concealed Cone and Lug mountings, add \$35.89 list for each required fitting. (.125" plate only)

Temper Glass Door Installation:

Spanner Cap Mountings (Type 8) for tempered glass doors, add \$24.32 list for each spanner cap.

Note: Mounting back-to-back or spanner cap installation requires at least two fittings.

Stile Plates, add \$20.31 list each.



Cancellation Notification

Cancellation for made-to-order items must be communicated within 48 hours of order placement.

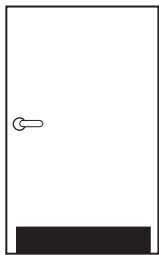


Trim & Auxiliary

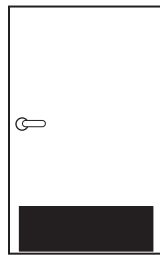
DOOR PLATE HUNDRED SQUARE INCH SIZE CHART													
H/W	24"	26"	28"	30"	32"	34"	36"	38"	40"	42"	44"	46"	48" MAX
4"	0.96	1.04	1.12	1.20	1.28	1.36	1.44	1.52	1.60	1.68	1.76	1.84	1.92
6"	1.44	1.56	1.68	1.80	1.92	2.04	2.16	2.28	2.40	2.52	2.64	2.76	2.88
8"	1.92	2.08	2.24	2.40	2.56	2.72	2.88	3.04	3.20	3.36	3.52	3.68	3.84
10"	2.40	2.60	2.80	3.00	3.20	3.40	3.60	3.80	4.00	4.20	4.40	4.60	4.80
12"	2.88	3.12	3.36	3.60	3.84	4.08	4.32	4.56	4.80	5.04	5.28	5.52	5.76
14"	3.36	3.64	3.92	4.20	4.48	4.76	5.04	5.32	5.60	5.88	6.16	6.44	6.72
16"	3.84	4.16	4.48	4.80	5.12	5.44	5.76	6.08	6.40	6.72	7.04	7.36	7.68
18"	4.32	4.68	5.04	5.40	5.76	6.12	6.48	6.84	7.20	7.56	7.92	8.28	8.64
20"	4.80	5.20	5.60	6.00	6.40	6.80	7.20	7.60	8.00	8.40	8.80	9.20	9.60
22"	5.28	5.72	6.16	6.60	7.04	7.48	7.92	8.36	8.80	9.24	9.68	10.12	10.56
24"	5.76	6.24	6.72	7.20	7.68	8.16	8.64	9.12	9.60	10.08	10.56	11.04	11.52
26"	6.24	6.76	7.28	7.80	8.32	8.84	9.36	9.88	10.40	10.92	11.44	11.96	12.48
28"	6.72	7.28	7.84	8.40	8.96	9.52	10.08	10.64	11.20	11.76	12.32	12.88	13.44
30"	7.20	7.80	8.40	9.00	9.60	10.20	10.80	11.40	12.00	12.60	13.20	13.80	14.40
32"	7.68	8.32	8.96	9.60	10.24	10.88	11.52	12.16	12.80	13.44	14.08	14.72	15.36
34"	8.16	8.84	9.52	10.20	10.88	11.56	12.24	12.92	13.60	14.28	14.96	15.64	16.32
36"	8.64	9.36	10.08	10.80	11.52	12.24	12.96	13.68	14.40	15.12	15.84	16.56	17.28
38"	9.12	9.88	10.64	11.40	12.16	12.92	13.68	14.44	15.20	15.96	16.72	17.48	18.24
40"	9.60	10.40	11.20	12.00	12.80	13.60	14.40	15.20	16.00	16.80	17.60	18.40	19.20
42"	10.08	10.92	11.76	12.60	13.44	14.28	15.12	15.96	16.80	17.64	18.48	19.32	20.16
44"	10.56	11.44	12.32	13.20	14.08	14.96	15.84	16.72	17.60	18.48	19.36	20.24	21.12
46"	11.04	11.96	12.88	13.80	14.72	15.64	16.56	17.48	18.40	19.32	20.24	21.16	22.08
48" MAX	11.52	12.48	13.44	14.40	15.36	16.32	17.28	18.24	19.20	20.16	21.12	22.08	23.04

To figure the list price of a door protection plate, find the hundred square inch size on the chart above. For odd or fractional sizes use the next higher price (i.e. 8" x 31-1/2" - price as 8" x 32" = 2.56 sq. inches). Multiply the square inch size by the list price (for example, 2.56 sq. inches x US3 list \$54.16 = \$138.65 list).

- #6 x 5/8" Phillips Oval Head undercut, Stainless Steel Sheet Metal Screws for counter sunk plates and Truss Head Stainless Steel Screws for non-counter sunk plates, to match plated finish. TEK Screws available at \$0.24 List price each.
- When ordered separately, orders of less than 5 armor plates are subject to a \$27.00 net crating charge (plates over 22 inches high and wide).
- Four rounded corners (196R) are available for \$24.62 list.
- Kickplates specified with adhesive tape will be supplied without holes.
- Armor plates available with UL listing. See page 7.
- Cutouts for kick and armor plates priced on application.



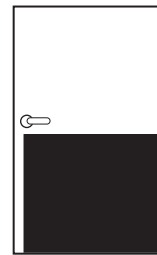
Mop Plate
Up to 8"h x 48"w



Kick Plate
6"-12"h x 48"w



Stretcher Plate
6"-12"h x 48"w



Armor Plate
Up to 48"h x 48"w

NFPA 80 STANDARD 6.4.5.3

- Factory installed protection plates shall be installed in accordance with the listing of the door.
- Field installed protection plate shall be labeled and installed in accordance with their listing.

Exception: Labeling is not required where the top of the protection plate is not more than 16" (406 mm) above the bottom of the door.



Description	Height	US28	US3, US4, US10	DBZ US19	US9	US32	US32D
190S	Under 8" high	18.86	54.16	23.71	63.19	37.79	16.96
Four beveled edges	8" to 24" high	15.80	52.92	23.71	62.10	36.72	15.21
.050 Gauge	Over 24" to 36" high	15.96	67.72	33.62	76.98	37.13	15.55
Metal Door Protection Plate	Over 36" to 48" high	17.36	81.70	29.43	93.35	37.13	15.55
Note: UL Listed for US19, US32, US32D & DBZ only.	8" x 34" (List Pricing)	-	-	-	-	-	41.38
Max size 48" high x 46" wide	10" x 34" (List Pricing)	-	-	-	-	-	51.73
Note: US3 & US4 are unavailable above 24" tall.							



198S	Under 8" high	-	-	-	-	-	16.04
.038 Gauge	8" to 24" high	-	-	-	-	-	14.31
Metal Door Protection Plate	Over 24" to 36" high	-	-	-	-	-	14.72
	Over 36" to 48" high	-	-	-	-	-	14.72

Note: UL labeling not required when top of plate is less than 16" above the bottom of the door, per NFPA 80 - 2007.

Description	Height	BGA
199B	Under 8" high	18.85
Bright Gold Anodized	8" to 24" high	15.88
100 square inches	Over 24" to 36" high	15.96
.038 Gauge	Over 36" to 48" high	17.36
Metal Door Protection Plate		

Description	Height	Clear Plastic	Black	Brown	Grey
204S	Up to 48" high	15.46	-	-	-
Clear Plastic					
.125 Gauge					
214S	Up to 48" high	-	25.64	25.64	25.64
Plastic Laminate					
.125 Gauge					

Description	Height	US28	US3, US4, US10	DBZ/US19	US9	US32	US32D
220S	Under 8" high	23.90	55.73	41.91	76.41	-	38.95
Four beveled edges	8" to 24" high	23.90	55.73	41.91	76.41	-	38.95
.062 Gauge	Over 24" to 36" high	25.56	60.28	58.23	83.35	-	38.95
Metal Door Protection Plate	Over 36" to 48" high	27.95	64.91	51.09	109.97	-	38.95
Note: US3 & US4 are unavailable above 24" tall.							

Note: Diamond plate is available in US28. Use US3/US4/US10 pricing.



Trim & Auxiliary



Description	Height	Black (Calcutta)	Brown (Chocolate)	Tan (Beige)
225S	Under 8" high	21.33	21.33	21.33
.060 Gauge	8" to 24" high	18.10	18.10	18.10
Kydex Door Protection Plate	Over 24" to 36" high	19.26	19.26	19.26
	Over 36" to 48" high	19.26	19.26	19.26

Note: UL labeling not required when top of plate is less than 16" above the bottom of the door, per NFPA 80 - 2007.

Option	Description	Price
CSK	Countersunk Holes	0.86 per 100 square inch price
SA	Self Adhesive Tape	0.75 per square inch price
	Spanner Head Screws	0.86 each
	Torx Head Screws	0.86 each
	.125 Material	Price on Application
	Wrap Around Side & Bottom Return	Price on Application
	UL Label Stamp (No tape -voids UL Listing)	18.65

1. U/M is price per hundred square inches.



Description	Finish	2022 List	Stock No.	Box Qty.	Case Qty.
1E					
Pull- Half Round	US3	78.72	052830	1	12
Material: Brass, bronze, aluminum, stainless steel	US4	84.72	063599		
Base: 1/2" x 1"	US10	84.72	052831		
Projection: 2"					
Clearance: 1-1/2"	DBZ / US19	70.11	- /149513		
CTC: 6"	US26	84.72	022786		
Door Thickness: 1-3/4" standard	US26D	84.72	052834		
Fasteners: 1/4"-20 x 2-1/4" FPHMS with washers	US28	45.17	052835		
Not suitable for BTB Mounting.	US32	82.34	074723		
	US32D	80.10	052836		



1G					
Pull- Half Round	US3	93.42	081562	1	12
Material: Brass, bronze, aluminum, stainless steel	US4	100.65	028588		
Base: 1/2" x 1"	US10	100.65	060015		
Projection: 2"					
Clearance: 1-1/2"	DBZ / US19	93.35	- / 39131		
CTC: 8"	US26	100.65	030588		
Door Thickness: 1-3/4" standard	US26D	100.65	066243		
Fasteners: 1/4"-20 x 2-1/4" FPHS with washers	US28	47.63	056587		
Not suitable for BTB Mounting.	US32	100.65	032021		
	US32D	100.34	058307		



1J					
Pull- Half Round					
Material: Brass, bronze, aluminum, stainless steel	US3	109.50	073346	1	12
Base: 1/2" x 1"	US4	119.27	026724		
Projection: 2"	US10	119.27	067206		
Clearance: 1-1/2"	DBZ / US19	119.27	- / -		
CTC: 10"	US26	119.27	013936		
Door Thickness: 1-3/4" standard	US26D	119.27	062738		
Fasteners: 1/4"-20 x 2-1/4" FPHMS with washers	US28	53.71	010948		
Not suitable for BTB Mounting.	US32	116.04	092494		
	US32D	111.12	072255		



1L					
Pull- Half Round					
Material: Brass, bronze, aluminum, stainless steel	US3	125.58	022469	1	12
Base: 1/2" x 1"	US4	138.20	059759		
Projection: 2"	US10	138.20	019781		
Clearance: 1-1/2"	DBZ / US19	138.20	- / -		
CTC: 12"	US26	138.20	-		
Door Thickness: 1-3/4" standard	US26D	138.20	085377		
Fasteners: 1/4"-20 x 2-1/4" FPHMS with washers	US28	66.41	067536		
Not suitable for BTB Mounting.	US32	135.36	060054		
	US32D	128.66	060014		



Trim & Auxiliary



Description	Finish	2022 List	Stock No.	Box Qty.	Case Qty.
2E					
Pull - Rectangular	US3	72.72	052812	1	12
Material: Brass, bronze, aluminum, stainless steel	US4	75.03	002326		
Base: 3/8" x 1-1/4"	US10	75.03	091536		
Projection: 2"					
Clearance: 1-5/8"	DBZ / US19	75.03	- / -		
CTC: 6"	US26	75.03	052815		
Door Thickness: 1-3/4" standard	US26D	75.03	052816		
Fasteners: 1/4"-20 x 2-1/4" FPHMS with washers	US28	38.24	052817		
Not suitable for BTB Mounting.	US32	81.95	-		
	US32D	73.56	052818		



2G					
Pull - Rectangular	US3	87.26	052819	1	12
Material: Brass, bronze, aluminum, stainless steel	US4	92.57	-		
Base: 3/8" x 1-1/4"	US10	92.57	052820		
Projection: 2"					
Clearance: 1-5/8"	DBZ / US19	92.57	- / -		
CTC: 8"	US26	92.57	120486		
Door Thickness: 1-3/4" standard	US26D	92.57	008573		
Fasteners: 1/4"-20 x 2-1/4" FPHMS with washers	US28	41.17	052824		
Not suitable for BTB Mounting.	US32	95.11	175262		
	US32D	89.80	052825		



2J					
Pull - Rectangular	US3	103.11	099284	1	12
Material: Brass, bronze, aluminum, stainless steel	US4	111.81	111300		
Base: 3/8" x 1-1/4"	US10	111.81	-		
Projection: 2"					
Clearance: 1-5/8"	DBZ / US19	114.19	- / -		
CTC: 10"	US26	114.19	-		
Door Thickness: 1-3/4" standard	US26D	114.19	067318		
Fasteners: 1/4"-20 x 2-1/4" FPHMS with washers	US28	46.09	072355		
Not suitable for BTB Mounting.	US32	116.47	-		
	US32D	109.88	063689		



2L					
Pull - Rectangular	US3	108.27	137565	1	12
Material: Brass, bronze, aluminum, stainless steel	US4	115.58	078244		
Base: 3/8" x 1-1/4"	US10	120.50	036307		
Projection: 2"					
Clearance: 1-5/8"	DBZ / US19	120.50	- / -		
CTC: 12"	US26	120.50	-		
Door Thickness: 1-3/4" standard	US26D	120.50	101506		
Fasteners: 1/4"-20 x 2-1/4" FPHMS with washers	US28	59.94	016671		
Note suitable for BTB Mounting.	US32	121.81	036632		
	US32D	117.04	068545		





Description	Finish	2022 List	Stock No.	Box Qty.	Case Qty.
3E					
Pull - Round	US3	82.41	052507	1	12
Material: Brass, bronze, aluminum, stainless steel	US4	82.41	082808		
Base: 3/4" diameter	US10	87.18	052508		
Projection: 2-1/4"					
Clearance: 1-1/2"	DBZ / US19	72.30	24810/ 84082		
CTC: 6"	US26	87.18	052826		
Door Thickness: 1-3/4" standard	US26D	87.18	052705		
Fasteners: 1/4"-20 x 2-1/4" FPHMS with washers	US28	34.86	052511		
	US32	85.57	003987		
	US32D	59.61	052512		



3G					
Pull - Round	US3	84.65	052706	1	12
Material: Brass, bronze, aluminum, stainless steel	US4	84.65	054828		
Base: 3/4" diameter	US10	89.57	052707		
Projection: 2-1/4"					
Clearance: 1-1/2"	DBZ / US19	86.84	- / 122059		
CTC: 8"	US26	89.57	052827		
Door Thickness: 1-3/4" standard	US26D	89.57	052708		
Fasteners: 1/4"-20 x 2-1/4" FPHMS with washers	US28	45.17	052709		
	US32	85.57	003987		
	US32D	66.23	052514		



3J					
Pull - Round	US3	86.80	058846	1	12
Material: Brass, bronze, aluminum, stainless steel	US4	86.80	017703		
Base: 3/4" diameter	US10	101.34	059315		
Projection: 2-1/4"					
Clearance: 1-1/2"	DBZ / US19	70.29	24543 / 163936		
CTC: 10"	US26	101.34	067231		
Door Thickness: 1-3/4" standard	US26D	101.34	060904		
Fasteners: 1/4"-20 x 2-1/4" FPHMS with washers	US28	58.64	064414		
	US32	88.34	009135		
	US32D	73.23	053788		



3L					
Pull - Round	US3	104.58	062658	1	12
Material: Brass, bronze, aluminum, stainless steel	US4	114.66	044307		
Base: 3/4" diameter	US10	123.43	084100		
Projection: 2-1/4"					
Clearance: 1-1/2"	DBZ / US19	123.43	- / -		
CTC: 12"	US26	123.43	088253		
Door Thickness: 1-3/4" standard	US26D	123.43	070804		
Fasteners: 1/4"-20 x 2-1/4" FPHMS with washers	US28	63.56	068010		
	US32	131.97	071641		
	US32D	93.88	056122		

1. U/M is price per hundred square inches.



Trim & Auxiliary



Description	Finish	2022 List	Stock No.	Box Qty.	Case Qty.
4E Security Pull - Round Material: Stainless steel Base: 1" diameter Projection: 2-1/4" Clearance: 1-1/4" CTC: 6" Fasteners: Two (2) 1/4-20 x 2-1/4" FPHMS with finish washers	US32D	93.50	127369	1	12



P4E Security Pull - Round Material: Stainless steel Base: 1" diameter Projection: 2-1/4" Clearance: 1-1/4" CTC: 6" Fasteners: 3/8" - 16 x 1-1/4" Nyloc hex head cap screws Concealed mounting in door, use on hollow metal doors only.	US32D	109.27	085014	1	12
--	-------	--------	--------	---	----



T4E Security Pull - Round Material: Stainless steel Base: 1" diameter Projection: 2-1/4" Clearance: 1-1/4" CTC: 6" Door Thickness: 1-3/4" standard Fasteners: 1/4" - 20 x 2-1/4" FTXMS with washers Security Torx, Thru Bolt Mounting	US32D	114.12	085015	1	12
---	-------	--------	--------	---	----



4G Pull - Round Material: Brass, bronze, aluminum, stainless steel Base: 1" diameter Projection: 2-3/4" Clearance: 1-3/4" CTC: 8" Door Thickness: 1-3/4" standard Fasteners: 1/4"-20 x 2-1/4" FPHMS with washers	US3 US4 US10 DBZ / US19 US26 US26D US28 US32 US32D	119.12 128.66 144.90 102.37 132.66 132.66 59.87 114.96 84.26	052710 071068 052711 - / 44835 052828 052713 051945 056698 051946	1	12
---	--	--	---	---	----



4H Pull - Round Material: Brass, bronze, aluminum, stainless steel Base: 1" diameter Projection: 2-3/4" Clearance: 1-3/4" CTC: 9" Door Thickness: 1-3/4" standard Fasteners: 1/4"-20 x 2-1/4" FPHMS with washers	US3 US4 US10 DBZ / US19 US26 US26D US28 US32 US32D	117.66 117.66 129.43 129.43 129.43 129.43 112.77 148.67 109.19	116804 - 154833 - / - 139764 016412 099188 075526 037214	1	12
---	--	--	--	---	----



Description	Finish	2022 List	Stock No.	Box Qty.	Case Qty.
4J					
Pull - Round	US3	142.90	052714	1	12
Material: Brass, bronze, aluminum, stainless steel	US4	142.90	054807		
Base: 1" diameter	US10	144.90	052715		
Projection: 2-3/4"					
Clearance: 1-3/4"	DBZ / US19	109.42	- / 140359		
CTC: 10"	US26	145.97	052829		
Door Thickness: 1-3/4" standard	US26D	145.97	052515		
Fasteners: 1/4"-20 x 2-1/4" FPHMS with washers	US28	53.87	052717		
	US32	118.66	060648		
	US32D	93.65	052516		



4L					
Pull - Round	US3	133.82	056307	1	12
Material: Brass, bronze, aluminum, stainless steel	US4	133.82	062858		
Base: 1" diameter	US10	157.59	068316		
Projection: 2-3/4"					
Clearance: 1-3/4"	DBZ / US19	157.59	- / 003293		
CTC: 12"	US26	157.59	054951		
Door Thickness: 1-3/4" standard	US26D	157.59	072906		
Fasteners: 1/4"-20 x 2-1/4" FPHMS with washers	US28	79.64	059808		
	US32	173.52	069478		
	US32D	133.66	054672		



5D					
Pull - Round	US3	53.02	048492	1	12
Material: Brass, bronze	US4	53.02	048493		
stainless steel	US10	57.33	048489		
Base: 5/8" diameter					
Projection: 2-1/8"	DBZ / US19	57.33	- / -		
Clearance: 1-1/2"	US26	57.33	007765		
CTC: 5-1/2"	US26D	57.33	048496		
Door Thickness: 1-3/4" standard	US32	67.02	167480		
Fasteners: 1/4"-20 x 2-1/4" FPHMS with washers	US32D	49.86	048497		
Not suitable for BTB Mounting.					



5N					
Cast Pull					
Material: Brass, bronze, aluminum, stainless steel	US3	79.64	052289	1	12
Base: 5/8" x 1-3/16"	US4	85.57	052290		
Projection: 1-15/16"	US10	91.49	052291		
Clearance: 1-7/16"					
O/A Length: 6-1/8"	DBZ / US19	91.49	- / -		
CTC: 5-1/2"	US26	91.49	052808		
Door Thickness: 1-3/4" standard	US26D	91.49	052701		
Fasteners: 1/4"-20 x 2-1/4" FPHMS with washers	US28	55.94	138885		
Not suitable for BTB Mounting.	US32D	100.34	052294		



Trim & Auxiliary



Description	Finish	2022 List	Stock No.	Box Qty.	Case Qty.
6N					
Cast Pull	US3	61.48	052295	1	12
Material: Brass, bronze, aluminum, stainless steel	US4	68.79	052296		
Base: 1" diameter	US10	85.11	052297		
Projection: 1-7/8"	DBZ / US19	85.11	- / -		
Clearance: 1-3/8"	US26	85.11	028570		
O/A Length: 6-1/2"	US26D	85.11	052811		
CTC: 5-1/2"	US28	44.40	052299		
Door Thickness: 1-3/4" standard	US32D	87.80	052300		
Fasteners: 1/4"-20 x 2-1/4" FPHMS with washers					
Not suitable for BTB Mounting.					



7N					
Cast Pull					
Material: Brass, bronze, aluminum					
Base: 2" diameter					
Projection: 1-7/8"	US3	77.64	052301	1	12
Clearance: 1-3/8"	US4	77.64	053309		
O/A Length: 7-1/2"	US10	90.34	052302		
CTC: 5-1/2"	DBZ/US19	90.34	- / -		
Door Thickness: 1-3/4" standard	US26	90.34	052807		
Fasteners: 1/4"-20 x 2-1/4" FPHMS with washers	US26D	90.34	052304		
Not suitable for BTB Mounting.	US28	39.63	052303		



8N					
Material: Brass, bronze, aluminum					
Base: 2" diameter	US3	77.64	052305	1	12
Projection: 1-7/8"	US4	77.64	053310		
CTC: 5-1/2"	US10	82.41	052306		
Clearance: 1-3/8"	DBZ/US19	54.37	- / 18255		
O/A Length: 7-1/2"	US26	71.33	052805		
Fasteners: #8 x 1 OPHWS	US26D	71.33	052308		
Not suitable for BTB Mounting.	US28	39.63	052307		



P8N					
Cast Pull	US26D	87.42	084188	1	12
Material: Brass					
Base: 1-1/2" x 1-5/8"					
Projection: 2-1/4"					
CTC: 7-3/4"					
Clearance: 1-9/16"					
O/A Length: 8-3/4"					
Fasteners: 3/8 - 16 x 3/4" FPHMS					
Not suitable for BTB Mounting.					



Description	Finish	2022 List	Stock No.	Box Qty.	Case Qty.
9E					
Pull - Oval	US3	62.33	078724	1	12
Material: Brass, stainless steel	US4	62.33	031734		
Base: 1/2" x 3/4"	DBZ / US19	83.43	- / 35410		
Projection: 2"	US26	70.18	083270		
Clearance: 1-1/2"	US26D	70.18	082917		
CTC: 6"	US32	72.72	109645		
Door Thickness: 1-3/4" standard	US32D	71.87	066230		
Fasteners: 1/4"-20 x 2-1/4" FPHMS with washers					
Not suitable for BTB Mounting.					



9G					
Pull - Oval	US3	69.72	073348	1	12
Material: Brass, stainless steel	US4	69.72	129264		
Base: 1/2" x 3/4"	DBZ / US19	77.33	- / -		
Projection: 2"	US26	77.33	62005		
Clearance: 1-1/2"	US26D	77.33	073350		
CTC: 8"	US32	52.10	089854		
Door Thickness: 1-3/4" standard	US32D	62.25	073862		
Fasteners: 1/4"-20 x 2-1/4" FPHMS with washers					
Not suitable for BTB Mounting.					



9J					
Pull - Oval	US3	77.41	032128	1	12
Material: Brass, stainless steel	US4	77.41	021300		
Base: 1/2" x 3/4"	DBZ / US19	84.72	- / -		
Projection: 2"	US26	84.72	55471		
Clearance: 1-1/2"	US26D	84.72	068291		
CTC: 10"	US32	86.41	112592		
Door Thickness: 1-3/4" standard	US32D	75.56	089049		
Fasteners: 1/4"-20 x 2-1/4" FPHMS with washers					
Not suitable for BTB Mounting.					



9L					
Pull - Oval	US3	84.72	001447	1	12
Material: Brass, stainless steel	US4	84.72	090944		
Base: 1/2" x 3/4"	DBZ / US19	92.26	- / -		
Projection: 2"	US26	92.26	-		
Clearance: 1-1/2"	US26D	92.26	017368		
CTC: 12"	US32	96.19	064516		
Door Thickness: 1-3/4" standard	US32D	82.34	075733		
Fasteners: 1/4" x 2-1/4" FPHMS with washers					
Not suitable for BTB Mounting.					

1. U/M is price per hundred square inches.



Trim & Auxiliary



Description	Finish	2022 List	Stock No.	Box Qty.	Case Qty.
10L					
Pull - Round	US3	421.69	079250	1	8
Material: Brass, bronze, stainless steel	US4	421.69	094670		
Base: 1-1/4" diameter	US10	468.09	002193		
Projection: 3"	DBZ / US19	231.85	26031 / 152762		
Clearance: 1-3/4"	US26	468.09	030731		
CTC: 12"	US26D	468.09	023472		
Door Thickness: 1-3/4" standard	US32	418.30	097312		
Fasteners: 5/16" - 18 x 2-1/4" FPHMS with washers	US32D	355.12	067649		



10Q					
Pull - Round	US3	462.62	090612	2	8
Material: Brass, bronze, stainless steel	US4	462.62	010843		
Base: 1-1/4" diameter	US10	495.10	034458		
Projection: 3"	DBZ / US19	308.52	- / 29094		
Clearance: 1-3/4"	US26	495.10	-		
CTC: 18"	US26D	495.10	039520		
Door Thickness: 1-3/4" standard	US32	433.84	027254		
Fasteners: 5/16" - 18 x 2-1/4" FPHMS with washers	US32D	402.45	072664		



11E					
90° Offset Pull - Round	US3	127.81	059597	-	2
Material: Brass, bronze, aluminum, stainless steel	US4	127.81	018312		
Base: 3/4" diameter	US10	133.66	060336		
Projection: 2-1/2"	DBZ / US19	219.98	- / 176232		
Clearance: 1-3/4"	US26	133.66	040696		
CTC: 6"	US26D	133.66	075266		
Offset: 2-1/2"	US28	83.88	043401		
Door Thickness: 1-3/4" standard	US32	136.59	-		
Fasteners: 5/16" - 18 x 2-1/4" FPHMS with washers	US32D	106.58	057380		
Available with 45° offset					



11G					
90° Offset Pull - Round	US3	134.66	063681	-	2
Material: Brass, bronze, aluminum, stainless steel	US4	134.66	047133		
Base: 3/4" diameter	US10	142.67	097774		
Projection: 2-1/2"	DBZ / US19	171.80	34716 / -		
Clearance: 1-3/4"	US26	142.67	013867		
CTC: 8"	US26D	142.67	093586		
Offset: 2-1/2"	US28	94.96	067803		
Door Thickness: 1-3/4" standard	US32	144.90	109006		
Fasteners: 5/16" - 18 x 2-1/4" FPHMS with washers	US32D	117.04	066983		
Available with 45° offset					





Description	Finish	2022 List	Stock No.	Box Qty.	Case Qty.
11J					
90° Offset Pull - Round	US3	142.51	073589	-	2
Material: Brass, bronze, aluminum, stainless steel	US4	142.51	087629		
Base: 3/4" diameter	US10	154.75	074842		
Projection: 2-1/2"	DBZ / US19	195.80	- / 153550		
Clearance: 1-3/4"	US26	154.75	064743		
CTC: 10"	US26D	154.75	091336		
Offset: 2-1/2"	US28	100.34	075928		
Door Thickness: 1-3/4" standard	US32	150.51	091535		
Fasteners: 5/16" - 18 x 2-1/4" FPHMS with washers	US32D	122.50	066497		
Available with 45° offset					



11L					
90° Offset Pull - Round	US3	154.75	096446	-	2
Material: Brass, bronze, aluminum, stainless steel	US4	154.75	-		
Base: 3/4" diameter	US10	173.45	023215		
Projection: 2-1/2"	DBZ / US19	173.45	- / -		
Clearance: 1-3/4"	US26	173.45	062866		
CTC: 12"	US26D	173.45	086064		
Offset: 2-1/2"	US28	107.65	073571		
Door Thickness: 1-3/4" standard	US32	161.60	078494		
Fasteners: 5/16" - 18 x 2-1/4" FPHMS with washers	US32D	130.89	065800		
Available with 45° offset					



12G					
90° Offset Pull - Round	US3	171.68	060314	-	2
Material: Brass, bronze, aluminum, stainless steel	US4	171.68	081233		
Base: 1" diameter	US10	197.07	043913		
Projection: 2-3/4"	DBZ / US19	197.07	- / -		
Clearance: 1-3/4"	US26	197.07	078220		
CTC: 8"	US26D	197.07	062954		
Offset: 3"	US28	87.34	070404		
Door Thickness: 1-3/4" standard	US32	170.21	099416		
Fasteners: 5/16" - 18 x 2-1/4" FPHMS with washers	US32D	138.82	060905		
Available with 45° offset					



12J					
90° Offset Pull - Round	US3	179.29	060159	-	2
Material: Brass, bronze, aluminum, stainless steel	US4	179.29	082215		
Base: 1" diameter	US10	201.15	069370		
Projection: 2-3/4"	DBZ / US19	208.90	41957 / 42168		
Clearance: 1-3/4"	US26	201.15	059778		
CTC: 10"	US26D	201.15	068450		
Offset: 3"	US28	96.73	070967		
Door Thickness: 1-3/4" standard	US32	189.14	059561		
Fasteners: 5/16" - 18 x 2-1/4" FPHMS with washers	US32D	149.59	055174		
Available with 45° offset					

1. U/M is price per hundred square inches.



Trim & Auxiliary



Description	Finish	2022 List	Stock No.	Box Qty.	Case Qty.
12L					
90° Offset Pull - Round	US3	191.37	056782	-	2
Material: Brass, bronze, aluminum, stainless steel	US4	191.37	063686		
Base: 1" diameter	US10	213.77	059327		
Projection: 2-3/4"	DBZ / US19	216.83	41947 / 12667		
Clearance: 1-3/4"	US26	213.77	076229		
CTC: 12"	US26D	213.77	077083		
Offset: 3"	US28	105.73	062011		
Door Thickness: 1-3/4" standard	US32	208.15	067052		
Fasteners: 5/16" - 18 x 2-1/4" FPHMS with washers	US32D	155.59	059815		
Available with 45° offset					



13E					
Push/Pull Set - Round	US3	203.07	061785	1	12
Type 7 mounting	US4	203.07	095631		
Material: Brass, bronze, aluminum, stainless steel	US10	206.92	002512		
Base: 3/4" diameter	DBZ / US19	99.47	17193 / 63858		
Projection: 2-1/4"	US26	206.92	063688		
Clearance: 1-1/2"	US26D	206.92	060821		
Door Thickness: 1-3/4"	US28	141.05	076294		
CTC: 6"	US32	226.77	020838		
BTB Mounting type 7 concealed spanner (Required 3/8" min. holes in door)	US32D	185.76	055892		



13G					
Push/Pull Set - Round	US3	233.16	002452	1	12
Type 7 mounting	US4	233.16	018605		
Material: Brass, bronze, aluminum, stainless steel	US10	241.85	056543		
Base: 3/4" diameter	DBZ / US19	354.78	- / 52117		
Projection: 2-1/4"	US26	241.85	058650		
Clearance: 1-1/2"	US26D	241.85	096884		
Door Thickness: 1-3/4"	US28	154.21	057936		
CTC: 8"	US32	258.78	016398		
BTB Mounting type 7 concealed spanner (Required 3/8" min. holes in door)	US32D	201.30	059203		



13J					
Push/Pull Set - Round	US3	257.40	067010	1	12
Type 7 mounting	US4	257.40	058379		
Material: Brass, bronze, aluminum, stainless steel	US10	269.09	013815		
Base: 3/4" diameter	DBZ / US19	371.18	- / 32226		
Projection: 2-1/4"	US26	269.09	043759		
Clearance: 1-1/2"	US26D	269.09	068292		
Door Thickness: 1-3/4"	US28	172.83	014475		
CTC: 10"	US32	285.72	032231		
BTB Mounting type 7 concealed spanner (Required 3/8" min. holes in door)	US32D	220.31	063863		





Description	Finish	2022 List	Stock No.	Box Qty.	Case Qty.
13L					
Push/Pull Set - Round	US3	277.25	095055	1	12
Type 7 mounting	US4	277.25	110600		
Material: Brass, bronze, aluminum, stainless steel	US10	314.73	060284		
Base: 3/4" diameter	DBZ / US19	379.87	- / 51614		
Projection: 2-1/4"	US26	314.73	070322		
Clearance: 1-1/2"	US26D	314.73	070163		
Door Thickness: 1-3/4"	US28	192.84	037236		
CTC: 12"	US32	306.11	034594		
BTB Mounting type 7 concealed spanner (Required 3/8" min. holes in door)	US32D	253.55	084896		



14G					
Push/Pull Set - Round	US3	291.41	056325	1	12
Type 7 mounting	US4	291.41	123899		
Material: Brass, bronze, aluminum, stainless steel	US10	313.42	027836		
Base: 1" diameter	DBZ / US19	374.75	- / 77833		
Projection: 2-3/4"	US26	313.42	029353		
Clearance: 1-3/4"	US26D	313.42	077790		
Door Thickness: 1-3/4"	US28	200.07	091532		
CTC: 8"	US32	338.73	088849		
BTB Mounting type 7 concealed spanner (Required 3/8" min. holes in door)	US32D	272.63	070068		



14H					
Push/Pull Set - Round	US3	320.88	125548	1	12
Type 7 mounting	US4	337.27	143956		
Material: Brass, bronze, aluminum, stainless steel	US10	340.43	-		
Base: 1" diameter	DBZ / US19	389.74	- / -		
Projection: 2-3/4"	US26	340.43	-		
Clearance: 1-3/4"	US26D	340.43	034117		
Door Thickness: 1-3/4"	US28	200.45	147101		
CTC: 9"	US32	376.98	-		
BTB Mounting type 7 concealed spanner (Required 3/8" min. holes in door)	US32D	292.49	024734		



14J					
Push/Pull Set - Round	US3	323.50	056432	1	8
Type 7 mounting	US4	323.50	028831		
Material: Brass, bronze, aluminum, stainless steel	US10	343.04	066033		
Base: 1" diameter	DBZ / US19	496.50	- / 94143		
Projection: 2-3/4"	US26	343.04	059309		
Clearance: 1-3/4"	US26D	343.04	061594		
Door Thickness: 1-3/4"	US28	202.76	014601		
CTC: 10"	US32	379.52	084135		
BTB Mounting type 7 concealed spanner (Required 3/8" min. holes in door)	US32D	294.87	067342		

1. U/M is price per hundred square inches.



Trim & Auxiliary



Description	Finish	2022 List	Stock No.	Box Qty.	Case Qty.
14L					
Push/Pull Set - Round	US3	336.04	086803	1	8
Type 7 mounting	US4	336.04	083099		
Material: Brass, bronze, aluminum, stainless steel	US10	383.44	071917		
Base: 1" diameter	DBZ / US19	478.87	- / 66580		
Projection: 2-3/4"	US26	383.44	010126		
Clearance: 1-3/4"	US26D	383.44	023138		
Door Thickness: 1-3/4"	US28	224.69	100725		
CTC: 12"	US32	411.53	063460		
BTB Mounting type 7 concealed spanner (Required 3/8" min. holes in door)	US32D	333.73	057010		



15C					
Heavy Duty Flush Cup Pull					
Material: Stainless steel					
Face: 3-1/2" x 5"	US32D	102.50	026410	1	10
Opening: 1-3/4" x 3-1/16"					
Projection: 1/8"					
Cup Depth: 3/4" (Cup welded to face plate)					
Fasteners: #6 x5/8" OPHWS					



15N					
Flush Cup Pull					
Material: Brass, bronze, aluminum, stainless steel	US3	91.96	053114	2	20
Face: 3-1/2" x 5"	US4	107.19	053115		
Opening: 1-3/4" x 3-1/16"	US10	105.73	053116		
Projection: 1/8"	DBZ / US19	71.16	24589 / 28545		
Cup Depth: 3/4"	US26	105.73	053118		
Fasteners: #6 x5/8" OPHWS	US26D	99.11	053119		
	US28	39.86	053120		
	US32D	51.56	053121		



15P					
Heavy Duty Security Flush Cup Pull					
Material: Stainless steel					
Face: 3-1/2" x 5"	US32D	108.50	085266	2	20
Opening: 1-3/4" x 3-1/16"					
Projection: 3/16"					
Cup Depth: 3/4" (Cup welded to face plate)					
Welded studs for security (2) 6 -32 x 1-1/2" FPHMS (security torx)					





Description	Finish	2022 List	Stock No.	Box Qty.	Case Qty.
15S					
Light Duty Flush Cup Pull	US3	82.49	014360	2	20
Material: Brass, bronze, aluminum, stainless steel	US4	93.42	039342		
Face: 3-1/2" x 5"	US10	105.73	025946		
Opening: 1-3/4" x 3-1/16"	DBZ / US19	105.73	- / -		
Projection: 1/8"	US26	105.73	089124		
Cup Depth: 3/4"	US26D	105.73	020841		
Fasteners: #6 x 5/8" PPHWS	US28	67.02	091301		
Fasteners inside recessed cup	US32D	69.56	017661		



16N					
Light Duty Flush Cup Pull	US3	30.96	073983	2	20
Material: Brass, bronze	US4	39.95	010007		
Face: 1-15/16" x 3"	US10	32.07	074227		
Opening: 27/32" x 2-3/8"	US26	39.95	068254		
Projection: 1/16"	US26D	32.07	067702		
Cup Depth: 5/8"					
Fasteners: #8 x 3/4" OPHWS					
Fasteners inside recessed cup					



16R					
Finger Pull Plate	US3	118.43	018081	2	20
Material: Brass, bronze, aluminum, stainless steel	US4	129.74	141082		
Size: 4" x 16"	US10	129.74	-		
Opening: 1-3/4" x 3-1/16"	DBZ / US19	129.74	- / -		
Cup Depth: 13/16"	US26	129.74	085308		
Fasteners: #6 x 5/8" OPHWS	US26D	129.74	009524		
	US28	90.80	092065		
	US32	146.21	-		
	US32D	101.04	057855		



17N					
Light Duty Flush Cup Pull	US3	27.21	068535	2	20
Material: Brass, bronze	US4	35.09	077871		
Face: 2-1/2" x 3-31/32"	US10	28.93	068096		
Opening: 1-11/32" x 3-13/32"	US26	35.09	068256		
Projection: 3/32"	US26D	27.89	067507		
Cup Depth: 5/8"					
Fasteners: #8 x 13/16" OPHWS					
Fasteners inside recessed cup					

1. U/M is price per hundred square inches.



Trim & Auxiliary



Description	Finish	2022 List	Stock No.	Box Qty.	Case Qty.
19N					
Cast Pull	US3	107.50	-	1	20
Material: Brass, bronze	US10	111.81	072477		
Base Diameter: 1-1/2"	US26	115.35	-		
Projection: 3-1/8"	US26D	115.35	064247		
Clearance: 1-11/16"					
CTC: 6-3/16"					
Length O/A: 9"					
Fasteners: #8 x 1" OPHWS					
Suitable for BTB Mounting with sex nuts by special quotation					



20N					
Cast Pull					
Material: Bronze					
Base Diameter: 1-1/2"					
Projection: 3-1/4"	US3	107.50	058572	1	1
Clearance: 1-11/16"	US10	115.35	033608		
CTC: 5-7/32"	US26	115.35	017678		
Length O/A: 8-3/4"	US26D	115.35	058574		
Fasteners: 1/4" - 20 thru bolts with washers					
Door Thickness: 1-3/4" standard					
Not suitable for BTB Mounting					



20L					
Push/Pull Set - Round	US3	915.01	140460	1	4
Type 7 mounting	US4	967.11	090986		
Material: Brass, bronze, stainless steel	US10	967.11	-		
Base: 1-1/4" diameter	DBZ / US19	967.11	- / -		
Projection: 3"	US26	967.11	052420		
Clearance: 1-3/4"	US26D	967.11	022949		
CTC: 12"	US28	967.11	-		
Door Thickness: 1-3/4" standard	US32	855.38	030891		
BTB Mounting type 7 concealed spanner (Required 7/16" min. holes in door)	US32D	798.51	099136		



20Q					
Push/Pull Set - Round					
Type 7 mounting					
Material: Brass, bronze, stainless steel	US3	1,016.82	184392	1	4
Base: 1-1/4" diameter	US4	1,074.68	-		
Projection: 3"	US10	1,074.68	-		
Clearance: 1-3/4"	DBZ / US19	541.21	- / 29093		
CTC: 18"	US26	1,074.68	163164		
Door Thickness: 1-3/4" standard	US26D	1,074.68	046330		
BTB Mounting type 7 concealed spanner (Required 7/16" min. holes in door)	US28	1,074.68	-		
	US32	661.85	066386		
	US32D	887.31	067607		





Description	Finish	2022 List	Stock No.	Box Qty.	Case Qty.
21E					
90° Offset Push/Pull Set - Round	US3	320.27	138354	-	1
Material: Brass, bronze, aluminum, stainless steel	US4	320.27	-		
Base: 3/4" diameter	US10	335.50	-		
Projection: 2-1/2"	DBZ / US19	485.97	- / 176233		
Clearance: 1-3/4"	US26	335.50	071225		
CTC: 6"	US26D	335.50	028763		
Offset: 2-1/2"	US28	233.70	019295		
Door Thickness: 1-3/4" standard	US32	339.27	161045		
BTB Mounting Type 7 concealed spanner (Required 3/8" minimum holes in door)	US32D	279.48	089757		
Available with 45° offset					



21G					
90° Offset Push/Pull Set - Round	US3	337.66	058679	-	1
Material: Brass, bronze, aluminum, stainless steel	US4	337.66	043225		
Base: 3/4" diameter	US10	353.35	-		
Projection: 2-1/2"	DBZ / US19	353.35	- / -		
Clearance: 1-3/4"	US26	353.35	018016		
CTC: 8"	US26D	353.35	066826		
Offset: 2-1/2"	US28	256.01	075590		
Door Thickness: 1-3/4" standard	US32	356.12	025013		
BTB Mounting Type 7 concealed spanner (Required 3/8" minimum holes in door)	US32D	300.34	058003		
Available with 45° offset					



21J					
90° Offset Push/Pull Set - Round	US3	349.05	078909	-	1
Material: Brass, bronze, aluminum, stainless steel	US4	349.05	-		
Base: 3/4" diameter	US10	377.21	005255		
Projection: 2-1/2"	DBZ / US19	377.21	- / -		
Clearance: 1-3/4"	US26	377.21	005678		
CTC: 10"	US26D	377.21	067008		
Offset: 2-1/2"	US28	262.55	112219		
Door Thickness: 1-3/4" standard	US32	366.97	019770		
BTB Mounting Type 7 concealed spanner (Required 3/8" minimum holes in door)	US32D	311.49	080009		
Available with 45° offset					



21L					
90° Offset Push/Pull Set - Round	US3	371.98	097140	-	1
Material: Brass, bronze, aluminum, stainless steel	US4	371.98	002578		
Base: 3/4" diameter	US10	414.84	-		
Projection: 2-1/2"	DBZ / US19	467.47	- / 31812		
Clearance: 1-3/4"	US26	414.84	007396		
CTC: 12"	US26D	414.84	032790		
Offset: 2-1/2"	US28	281.10	047803		
Door Thickness: 1-3/4" standard	US32	389.29	027578		
BTB Mounting Type 7 concealed spanner (Required 3/8" minimum holes in door)	US32D	328.19	069905		
Available with 45° offset					

1. U/M is price per hundred square inches.



Trim & Auxiliary



Description	Finish	2022 List	Stock No.	Box Qty.	Case Qty.
22G					
90° Offset Push/Pull Set - Round	US3	404.45	079012	-	1
Material: Brass, bronze, aluminum, stainless steel	US4	404.45	167031		
Base: 1" diameter	US10	453.39	075421		
Projection: 2-3/4"	DBZ / US19	453.39	- / -		
Clearance: 1-3/4"	US26	453.39	048693		
CTC: 8"	US26D	453.39	007328		
Offset: 3"	US28	246.39	024277		
Door Thickness: 1-3/4" standard	US32	407.14	098201		
BTB Mounting Type 7 concealed spanner (Required 3/8" minimum holes in door)	US32D	401.53	067908		
Available with 45° offset					



22J					
90° Offset Push/Pull Set - Round	US3	426.53	075192	-	1
Material: Brass, bronze, aluminum, stainless steel	US4	426.53	175712		
Base: 1" diameter	US10	477.78	050773		
Projection: 2-3/4"	DBZ / US19	402.46	28099 / 123275		
Clearance: 1-3/4"	US26	477.78	005787		
CTC: 10"	US26D	477.78	085517		
Offset: 3"	US28	264.86	002376		
Door Thickness: 1-3/4" standard	US32	444.39	073277		
BTB Mounting Type 7 concealed spanner (Required 3/8" minimum holes in door)	US32D	432.61	076699		
Available with 45° offset					



22L					
90° Offset Push/Pull Set - Round	US3	448.62	073970	-	1
Material: Brass, bronze, aluminum, stainless steel	US4	448.62	078417		
Base: 1" diameter	US10	507.33	000477		
Projection: 2-3/4"	DBZ / US19	507.33	- / -		
Clearance: 1-3/4"	US26	507.33	015975		
CTC: 12"	US26D	507.33	038687		
Offset: 3"	US28	283.02	000794		
Door Thickness: 1-3/4" standard	US32	481.09	059202		
BTB Mounting Type 7 concealed spanner (Required 3/8" minimum holes in door)	US32D	464.32	064503		
Available with 45° offset					



22N					
Concealed Edge Pull	US3	114.04	086819	1	10
Material: Solid brass	US26D	123.97	086820		
Size: 3 1/32" x 4 1/4" x 3/8"					
Finger piece extends: 2-3/4"					
Fasteners: #6 x 3/4" FPHWS					





Description	Finish	2022 List	Stock No.	Box Qty.	Case Qty.
23Q					
90° Offset Pull - Round	US3	572.28	006390	-	2
Material: Brass, bronze, aluminum, stainless steel	US4	572.28	029999		
Base Diameter: 1-1/4"	US10	603.13	021472		
Projection: 3"	DBZ / US19	603.13	- / -		
Clearance: 1-3/4"	US26	603.13	019785		
CTC: 18"	US26D	603.13	023673		
Offset: 3-3/4" standard	US28	214.69	049363		
Fasteners: 5/16" - 18 thru bolt w/ washer Door	US32	526.34	002751		
Thickness: 1-3/4" standard with 45° offset	US32D	451.16	080011		



24Q					
90° Offset Push/Pull Set - Round	US3	1,217.96	003843	-	1
Material: Brass, bronze, aluminum, stainless steel	US4	1,217.96	134285		
Base Diameter: 1-1/4"	US10	1,279.52	043201		
Projection: 3"	DBZ / US19	1,279.52	- / -		
Clearance: 1-3/4"	US26	1,279.52	-		
CTC: 18"	US26D	1,279.52	-		
Offset: 3-3/4"	US28	458.78	095347		
Door Thickness: 1-3/4" standard	US32	1,127.01	-		
BTB Mounting Type 7 concealed spanner (Required 3/8" minimum holes in door)	US32D	973.88	067055		
Available with 45° offset					



25B					
Security Flush Pull Set	US32D	208.77	025035	1	10
Material: Stainless steel					
Face: 3-1/2" x 5"					
Opening: 1-3/4" x 3-1/16"					
Projection: 3/16"					
Cup Depth: 3/4"					
Fasteners: (2) 6 - 32 x 1-1/2" FPHMS (security torx)					










25C					
Heavy Duty Flush Pull Set	US32D	202.53	008405	1	10
Material: Stainless steel					
Face: 3-1/2" x 5"					
Opening: 1-3/4" x 3-1/16"					
Projection: 1/8"					
Cup Depth: 3/4"					
Fasteners: (4) 6 -32 OPHMS with sex nuts and bolts					
Consists of 2 ea. 15C pulls BTB					

1. U/M is price per hundred square inches.



Trim & Auxiliary

	Description	Finish	2022 List	Stock No.	Box Qty.	Case Qty.
	25N					
	Flush Pull Set	US3	202.61	057171	1	10
	Material: Brass, bronze, aluminum, stainless steel	US4	202.61	069686		
	Face: 3-1/2" x 5"	US10	208.46	064913		
	Opening: 1-3/4" x 3-1/16"	DBZ / US19	208.46	- / -		
	Projection: 1/8"	US26	208.46	087487		
	Cup Depth: 3/4"	US26D	208.46	055307		
	Fasteners: (4) 6 -32 OPHMS with sex nuts and bolts Consists of 2 ea. 15N pulls BTB	US28	155.29	074843		
	US32D	87.18	066502			
	25P					
	Security Finger Pull/Push Plate Set	US32D	424.61	089518	1	10
	Material: Stainless steel					
	Base: 4" x 16"					
	Opening: 1-3/4" x 3-1/16"					
Projection: 1/8"						
Fasteners: 8 - 32 x 3/4" FPHMS (security torx) sex nuts and bolts						
	26N					
	Security Finger Pull	US4	113.04	024671	2	20
	Material: Brass, stainless steel	US26	154.75	036321		
	Face: 4" x 5"	US32D	162.60	017790		
Opening: 1-5/8" x 3"						
Projection: 1/8"						
Cup Depth: 13/16"						
Fasteners: 1/4" - 20 x 3/4" security torx FPHMS						
 	27N					
	Security Flush Cup Pull	US32D	169.11	006749	2	20
	Material: Stainless steel					
	Face: 5" x 5"					
	Opening: 3" x 3-1/2"					
	Projection: 3/8"					
Cup Depth: 7/8"						
Fasteners: 10 - 24 FPHMS (security torx) sex nuts and thru bolts Not available for BTB Mounting						
 	27P					
	Security Flush Cup Pull	US32D	169.11	013714	2	20
	Material: Stainless steel					
	Face: 5" x 5"					
	Opening: 3" x 3-1/2"					
	Projection: 3/8"					
Cup Depth: 7/8"						
Fasteners: 1/4 - 20 x 3/4" FPHMS (security torx) Not available for BTB Mounting						





Description	Finish	2022 List	Stock No.	Box Qty.	Case Qty.
30S					
Push-Plate - Square Corner					
Material: Brass, bronze, aluminum, stainless steel					
Gauge: 0.050					
Fasteners: #6 x 5/8" OPH tapping screws					
3" x 12"					
	US3	27.09	052473	5	50
	US4	27.09	053057		
	US10	32.32	052603		
	DBZ / US19	27.41	- / -		
	US26	32.32	052788		
	US26D	32.32	052605		
	US28	17.01	052606		
	US32	24.39	060400		
	US32D	19.85	052607		
<hr/>					
3-1/2" x 15					
	US3	36.55	051947	5	50
	US4	38.86	053058		
	US10	44.40	052474		
	DBZ / US19	28.26	042052 / 003748		
	US26	44.40	051948		
	US26D	42.78	052608		
	US28	16.16	051949		
	US32	22.16	067703		
	US32D	16.62	052476		
<hr/>					
4" x 16"					
	US3	42.78	052477	5	50
	US4	42.01	053059		
	US10	46.79	052478		
	DBZ / US19	29.86	042048 / 67957		
	US26	46.79	052789		
	US26D	45.17	052480		
	US28	18.08	052481		
	US32	24.55	056570		
	US32D	17.54	052482		
<hr/>					
6" x 16"					
	US3	61.02	052609		5
	US4	61.02	016001		
	US10	68.95	052610		
	DBZ / US19	34.57	004285 / 77834		
	US26	68.95	052612		
	US26D	67.41	052613		
	US28	24.93	052614		
	US32	37.09	059757		
	US32D	24.93	052615		
<hr/>					
8" x 16"					
	US3	75.03	052616		5
	US4	75.03	053054		
	US10	86.11	052617		
	DBZ / US19	50.61	042049 / 001665		
	US26	86.11	052619		
	US26D	84.49	052620		
	US28	27.86	052621		
	US32	46.40	056697		
	US32D	33.93	052483		

1. U/M is price per hundred square inches.



Trim & Auxiliary



Description	Finish	2022 List	Stock No.	Box Qty.	Case Qty.
A30S					
Push-Plate - Square Corner					
Material: Brass, bronze, aluminum, stainless steel					
Gauge: 0.062					
Fasteners: #6 x 5/8" OPH tapping screws					
3" x 12"	US3	44.55	088064	5	50
	US4	44.55	040610		
	US10	51.71	089728		
	DBZ / US19	85.61	- / 197562		
	US26	51.71	083774		
	US26D	51.71	002164		
	US28	21.78	161252		
	US32	41.40	154189		
	US32D	26.55	018593		
<hr/>					
3-1/2" x 15	US3	48.02	086010	5	50
	US4	48.02	125264		
	US10	58.10	060451		
	DBZ / US19	90.12	- / -		
	US26	58.10	041812		
	US26D	58.10	050973		
	US28	24.24	095372		
	US32	50.40	014761		
	US32D	33.70	095371		
<hr/>					
4" x 16"	US3	54.33	088141	5	50
	US4	54.33	096314		
	US10	63.95	018240		
	DBZ / US19	94.87	- / 137951		
	US26	63.95	068218		
	US26D	63.95	088369		
	US28	26.16	098928		
	US32	53.02	71242		
	US32D	36.86	084940		
<hr/>					
6" x 16"	US3	78.72	146109		5
	US4	78.72	147465		
	US10	88.42	008731		
	DBZ / US19	113.84	- / -		
	US26	88.42	098852		
	US26D	88.42	001249		
	US28	34.32	098000		
	US32	90.03	-		
	US32D	61.33	052271		
<hr/>					
8" x 16"	US3	85.11	046204		5
	US4	85.11	065722		
	US10	94.73	089364		
	DBZ / US19	159.38	- / -		
	US26	94.73	053802		
	US26D	94.73	092477		
	US28	45.63	155732		
	US32	110.96	104412		
	US32D	68.64	081011		

1. U/M is price per hundred square inches.



Description	Finish	2022 List	Stock No.	Box Qty.	Case Qty.
31E					
Pull Plate - Square Corner - Half Round Pull					
Material: Brass, bronze, aluminum, stainless steel					
Gauge: 0.050; CTC: 6"					
30S x 1E Pull					
Fasteners: #6 x 5/8" OPH tapping screws					
	US3	126.04	056433	1	10
	US4	126.04	060011		
	US10	133.97	055633		
	DBZ / US19	102.59	- / 198285		
	US26	133.97	078715		
	US26D	126.04	054517		
	US28	61.02	054428		
	US32	126.51	071221		
	US32D	90.34	054029		
4" x 16"	US3	127.58	052652	1	10
	US4	127.58	053049		
	US10	135.51	052653		
	DBZ / US19	105.77	41997 / 66037		
	US26	135.51	052800		
	US26D	127.97	054341		
	US28	62.64	052654		
	US32	142.67	062509		
	US32D	108.11	052494		



31G					
Pull Plate - Square Corner - Half Round Pull					
Material: Brass, bronze, aluminum, stainless steel					
Gauge: 0.050; CTC: 8"					
30S x 1G Pull					
Fasteners: #6 x 5/8" OPH tapping screws					
	US3	128.35	058350	1	10
	US4	128.35	085438		
	US10	140.90	057757		
	DBZ / US19	117.03	15249/ -		
	US26	140.90	064372		
	US26D	140.90	058351		
	US28	67.41	055483		
	US32	158.36	041049		
	US32D	103.04	055482		
4" x 16"	US3	136.36	056514	1	10
	US4	136.36	064373		
	US10	143.36	058057		
	DBZ / US19	120.54	- / 162072		
	US26	143.36	059035		
	US26D	143.36	056759		
	US28	71.33	056350		
	US32	167.67	095219		
	US32D	104.65	055297		

1. U/M is price per hundred square inches.



Trim & Auxiliary



Description	Finish	2022 List	Stock No.	Box Qty.	Case Qty.
31J					
Pull Plate - Square Corner - Half Round Pull					
Material: Brass, bronze, aluminum, stainless steel					
Gauge: 0.050; CTC: 10"					
30S x 1J Pull					
Fasteners: #6 x 5/8" OPH tapping screws					
3-1/2" x 15"	US3	145.97	011268	1	10
	US4	152.05	065208		
	US10	157.52	700006		
	DBZ / US19	157.52	- / -		
	US26	157.52	-		
	US26D	157.52	081194		
	US28	78.18	116104		
	US32	176.22	077157		
	US32D	136.59	056322		
<hr/>					
4" x 16"	US3	148.74	125465	1	10
	US4	153.90	049246		
	US10	163.29	063316		
	DBZ / US19	163.29	- / -		
	US26	163.29	-		
	US26D	163.29	021574		
	US28	81.72	050497		
	US32	166.06	068294		
	US32D	141.97	062377		



32E					
Pull Plate - Square Corner - Rectangular Pull					
Material: Brass, bronze, aluminum, stainless steel					
Gauge: 0.050; CTC: 6"					
Fasteners: #6 x 5/8" OPH tapping screws					
30S x 2E Pull					
3-1/2" x 15"	US3	100.96	052642	1	10
	US4	96.65	053047		
	US10	126.04	052643		
	DBZ / US19	177.37	- / -		
	US26	126.04	052797		
	US26D	126.04	052645		
	US28	53.10	052646		
	US32	106.11	067882		
	US32D	74.49	052647		
<hr/>					
4" x 16"	US3	112.58	052648	1	10
	US4	112.58	053048		
	US10	129.20	052798		
	DBZ / US19	180.99	- / 120695		
	US26	129.20	052799		
	US26D	129.20	052649		
	US28	56.25	052650		
	US32	122.58	060399		
	US32D	77.64	052651		





Description	Finish	2022 List	Stock No.	Box Qty.	Case Qty.
32G					
Pull Plate - Square Corner - Rectangular Pull					
Material: Brass, bronze, aluminum, stainless steel					
Gauge: 0.050; CTC: 8"					
Fasteners: #6 x 5/8" OPH tapping screws					
30S x 2G Pull					
3-1/2" x 15"	US3	116.81	059981	1	10
	US4	116.81	085113		
	US10	136.43	163347		
	DBZ / US19	180.27	- / 82073		
	US26	136.43	-		
	US26D	133.97	060646		
	US28	70.56	063926		
	US32	136.59	-		
	US32D	95.11	055010		
<hr/>					
4" x 16"	US3	133.97	054727	1	10
	US4	133.97	003510		
	US10	141.90	056784		
	DBZ / US19	183.94	- / -		
	US26	141.05	065122		
	US26D	141.90	069514		
	US28	76.87	069513		
	US32	147.82	017637		
	US32D	101.42	055389		
<hr/>					
32J					
Pull Plate - Square Corner - Rectangular Pull					
Material: Brass, bronze, aluminum, stainless steel					
Gauge: 0.050; CTC: 10"					
Fasteners: #6 x 5/8" OPH tapping screws					
30S x 2J Pull					
3-1/2" x 15"	US3	136.43	043039	1	10
	US4	140.36	-		
	US10	150.13	118724		
	DBZ / US19	184.11	- / -		
	US26	150.13	-		
	US26D	150.13	-		
	US28	64.41	-		
	US32	162.21	-		
	US32D	136.59	019279		
<hr/>					
4" x 16"	US3	141.74	032063	1	10
	US4	149.44	139843		
	US10	154.75	117572		
	DBZ / US19	187.87	- / 78327		
	US26	154.75	029867		
	US26D	154.75	044540		
	US28	69.87	-		
	US32	169.06	040153		
	US32D	144.90	069243		



1. U/M is price per hundred square inches.



Trim & Auxiliary



Description	Finish	2022 List	Stock No.	Box Qty.	Case Qty.
33E					
Pull Plate - Square Corner - 3/4" Round Pull					
Material: Brass, bronze, aluminum, stainless steel	US3	106.19	052655	1	10
Gauge: 0.050; CTC:6"	US4	106.19	053044		
Fasteners: #6 x 5/8" OPH tapping screws	US10	119.66	052656		
30S x 3E Pull	DBZ / US19	98.47	41990 / 64219		
3-1/2" x 15"	US26	119.66	052801		
	US26D	119.66	052658		
	US28	51.56	052659		
	US32	87.18	074228		
	US32D	74.66	052660		
<hr/>					
4" x 16"	US3	115.73	052661	1	10
	US4	115.73	016002		
	US10	125.66	053045		
	DBZ / US19	100.48	41986 / 67949		
	US26	125.66	052802		
	US26D	125.66	052663		
	US28	57.87	052664		
	US32	98.27	056516		
	US32D	76.55	052665		



33G					
Pull Plate - Square Corner - 3/4" Round Pull					
Material: Brass, bronze, aluminum, stainless steel					
Gauge: 0.050; CTC: 8"	US3	118.89	052667	1	10
Fasteners: #6 x 5/8" OPH tapping screws	US4	118.89	053046		
30S x 3GPull	US10	130.82	052495		
3-1/2" x 15"	DBZ / US19	102.13	- / 45893		
	US26	130.82	052803		
	US26D	120.50	052669		
	US28	56.25	052670		
	US32	95.11	002398		
	US32D	78.18	052666		
<hr/>					
4" x 16"	US3	126.97	052671	1	10
	US4	126.97	053060		
	US10	138.74	052672		
	DBZ / US19	104.21	41981 / 06981		
	US26	138.74	052804		
	US26D	130.12	052674		
	US28	59.48	052675		
	US32	101.96	063728		
	US32D	80.99	052676		





Description	Finish	2022 List	Stock No.	Box Qty.	Case Qty.
33J					
Pull Plate - Square Corner - 3/4" Round Pull					
Material: Brass, bronze, aluminum, stainless steel					
Gauge: 0.050; CTC: 10"					
Fasteners: #6 x 5/8" OPH tapping screws					
30S x 3J Pull					
3-1/2" x 15"					
	US3	121.97	076230	1	10
	US4	125.58	048521		
	US10	130.82	071881		
	US26	130.82	113458		
	DBZ / US19	91.56	- / -		
	US26D	130.82	112480		
	US28	71.87	054673		
	US32	144.67	067662		
	US32D	118.50	065235		
<hr/>					
4" x 16"	US3	131.28	087358	1	10
	US4	137.20	080814		
	US10	143.13	059652		
	DBZ / US19	93.42	34206 / 47087		
	US26	143.13	135368		
	US26D	143.13	092249		
	US28	75.95	060024		
	US32	150.51	068874		
	US32D	122.43	057608		



33L					
Pull Plate - Square Corner - 3/4" Round Pull					
Material: Brass, bronze, aluminum, stainless steel					
Gauge: 0.050; CTC: 12"					
Fasteners: #6 x 5/8" OPH tapping screws					
30S x 3J Pull					
3-1/2" x 15"					
	US3	128.71	-	1	10
	US4	128.71	-		
	US10	134.73	179827		
	US26	136.15	-		
	DBZ / US19	96.13	- / -		
	US26D	136.15	-		
	US28	75.47	17738		
	US32	151.88	-		
	US32D	124.40	56712		
<hr/>					
4" x 16"	US3	131.29	-	1	10
	US4	131.29	-		
	US10	137.43	67315		
	DBZ / US19	98.09	- / -		
	US26	138.85	180875		
	US26D	138.85	65614		
	US28	76.95	-		
	US32	154.91	-		
	US32D	126.90	71550		

1. U/M is price per hundred square inches.



Trim & Auxiliary



Description	Finish	2022 List	Stock No.	Box Qty.	Case Qty.
34G					
Pull Plate - Square Corner - 1" Round Pull					
Material: Brass, bronze, aluminum, stainless steel					
Gauge: 0.050; CTC: 8"					
Fasteners: #6 x 5/8" OPH tapping screws					
30S x 4G Pull	US3	143.36	052888	1	10
3-1/2" x 15"	US4	154.75	022822		
	US10	161.29	052890		
	DBZ / US19	180.35	- / -		
	US26	161.29	068374		
	US26D	161.29	052893		
	US28	80.10	143095		
	US32	164.21	-		
	US32D	139.51	051944		
<hr/>					
4" x 16"	US3	147.82	052894	1	10
	US4	157.52	052895		
	US10	165.98	052896		
	DBZ / US19	184.63	- / 64220		
	US26	165.98	052898		
	US26D	165.98	052899		
	US28	81.72	052900		
	US32	167.44	062950		
	US32D	144.67	052901		



34J					
Pull Plate - Square Corner - 1" Round Pull					
Material: Brass, bronze, aluminum, stainless steel					
Gauge: 0.050; CTC: 10"					
Fasteners: #6 x 5/8" OPH tapping screws					
30S x 4J Pull	US3	180.29	088937	1	10
3-1/2" x 15"	US4	180.29	023595		
	US10	195.68	065332		
	DBZ / US19	213.10	- / 26973		
	US26	188.60	040243		
	US26D	188.60	068488		
	US28	63.79	095443		
	US32	139.51	069479		
	US32D	108.58	059558		
<hr/>					
4" x 16"	US3	181.53	058218	1	10
	US4	181.53	076042		
	US10	197.38	054937		
	DBZ / US19	217.36	41979 / 15783		
	US26	194.22	067490		
	US26D	194.22	063209		
	US28	65.02	065718		
	US32	144.44	074891		
	US32D	110.35	056278		



Trim & Auxiliary



Description	Finish	2022 List	Stock No.	Box Qty.	Case Qty.
34L					
Pull Plate - Square Corner - 1" Round Pull					
Material: Brass, bronze, aluminum, stainless steel					
Gauge: 0.050; CTC: 12"					
Fasteners: #6 x 5/8" OPH tapping screws					
30S x 4L Pull					
3-1/2" x 15"	US3	198.32		1	10
	US4	198.32			
	US10	215.25	031829		
	DBZ / US19	234.41			
	US26	206.80			
	US26D	206.80			
	US28	70.17			
	US32	153.46			
	US32D	119.44	072462		
<hr/>					
4" x 16"	US3	199.68		1	10
	US4	199.68	043664		
	US10	218.12			
	DBZ / US19	239.10	- / 101541		
	US26	213.64			
	US26D	213.64			
	US28	71.52			
	US32	158.88			
	US32D	121.39	054429		



35D					
Pull Plate - Square Corner - 5/8" Round Pull					
Material: Brass, bronze, stainless steel					
Gauge: 0.050; CTC: 5-1/2"					
Fasteners: #6 x 5/8" OPH tapping screws					
30S x 5D Pull					
3-1/2" x 15"	US3	92.72	048502		
	US4	92.72	029931		
	US10	98.50	048500		
	DBZ / US19	191.79	- / -		
	US26	98.50	057278		
	US26D	98.50	024259		
	US32	94.96	163371		
	US32D	49.02	048505		
<hr/>					
4" x 16"	US3	98.50	048508		
	US4	98.50	028846		
	US10	101.65	048506		
	DBZ / US19	195.62	- / -		
	US26	101.65	012741		
	US26D	101.65	048510		
	US32	83.11	071154		
	US32D	53.48	048511		



Description	Finish	2022 List	Stock No.	Box Qty.	Case Qty.
35N					
Pull Plate - Square Corner - Cast Pull					
Material: Brass, bronze, aluminum, stainless steel					
Gauge: 0.050; CTC: 5-1/2"					
Fasteners: #6 x 5/8" OPH tapping screws					
30S x 5N Pull					
3-1/2" x 15"					
	US3	97.73	052487	1	10
	US4	99.34	053051		
	US10	105.04	052637		
	DBZ / US19	165.03	- / -		
	US26	105.04	052794		
	US26D	105.04	053052		
	US28	62.25	052489		
	US32	143.20	057091		
	US32D	89.88	052490		
<hr/>					
4" x 16"	US3	99.88	052639	1	10
	US4	102.50	007485		
	US10	110.58	052795		
	DBZ / US19	168.39	- / 114025		
	US26	110.58	028998		
	US26D	110.58	052641		
	US28	63.56	016004		
	US32	156.75	030733		
	US32D	93.03	052491		



36N					
Pull Plate - Square Corner					
Material: Brass, bronze, aluminum, stainless steel					
Gauge: 0.050; CTC: 5-1/2"					
Fasteners: #6 x 5/8" OPH tapping screws					
30S x 6N Pull					
3-1/2" x 15"					
	US3	91.72	052484	1	10
	US4	91.72	053056		
	US10	95.49	052628		
	DBZ / US19	63.96	41973 / 68279		
	US26	95.49	052792		
	US26D	95.49	052630		
	US28	50.33	052485		
	US32	126.51	098946		
	US32D	72.95	052631		
<hr/>					
4" x 16"	US3	94.88	052632	1	10
	US4	94.88	053050		
	US10	98.65	052633		
	DBZ / US19	69.32	41960 / 34878		
	US26	98.65	052793		
	US26D	98.65	052635		
	US28	53.48	052636		
	US32	138.59	064685		
	US32D	74.10	052486		

1. U/M is price per hundred square inches.



Trim & Auxiliary



Description	Finish	2022 List	Stock No.	Box Qty.	Case Qty.
39E					
Pull Plate - Square Corner - 3/4" Oval Pull					
Material: Brass, aluminum, stainless steel					
Gauge: 0.050; CTC: 6"					
Fasteners: #6 x 5/8" OPH tapping screws					
30S x 9E Pull					
3-1/2" x 15"					
	US3	91.19	066457	1	10
	US4	91.19	068631		
	DBZ / US19	137.07	- / -		
	US26	125.04	066453		
	US26D	104.50	064908		
	US32	110.96	092653		
	US32D	85.57	066454		
<hr/>					
4" x 16"	US3	94.34	066242	1	10
	US4	94.34	094002		
	DBZ / US19	139.87	- / 128991		
	US26	131.28	163380		
	US26D	107.65	066286		
	US32	117.27	083352		
	US32D	87.18	066241		



39G					
Pull Plate - Square Corner - 3/4" Oval Pull					
Material: Brass, aluminum, stainless steel					
Gauge: 0.050; CTC: 8"					
Fasteners: #6 x 5/8" OPH tapping screws					
30S x 9G Pull					
3-1/2" x 15"					
	US3	94.73	066446	1	10
	US4	94.73	022286		
	DBZ / US19	140.69	- / -		
	US26	130.66	125056		
	US26D	109.19	021978		
	US32	118.66	113343		
	US32D	87.18	066442		
<hr/>					
4" x 16"	US3	101.04	066448	1	10
	US4	101.04	074705		
	DBZ / US19	143.56	- / 52958		
	US26	137.05	066443		
	US26D	115.50	070325		
	US32	124.97	019174		
	US32D	90.34	066444		





Description	Finish	2022 List	Stock No.	Box Qty.	Case Qty.
39J					
Pull Plate - Square Corner - 3/4" Oval Pull					
Material: Brass, aluminum, stainless steel	US3	121.04	086925	1	10
Gauge: 0.050; CTC: 10"	US4	146.67	-		
Fasteners: #6 x 5/8" OPH tapping screws	DBZ / US19	150.53	- / -		
30S x 9J Pull	US26	163.60	-		
3-1/2" x 15"	US26D	155.98	174973		
	US32	151.51	-		
	US32D	130.35	005157		
<hr/>					
4" x 16"	US3	119.27	086628	1	10
	US4	147.51	-		
	DBZ / US19	153.60	- / -		
	US26	168.44	106111		
	US26D	163.29	076007		
	US32	152.75	-		
	US32D	132.74	074073		
<hr/>					
40R					
Push Plate - Radius Corner - Beveled	US3	36.01	073770	10	50
Material: Brass, bronze, aluminum, stainless steel	US4	37.32	076051		
Gauge: 0.050	US10	43.25	066942		
Fasteners: #6 x 5/8" OPH tapping screws	DBZ / US19	36.23	- / -		
3" x 12"	US26	43.25	066131		
	US26D	43.25	074534		
	US28	22.55	043755		
	US32	33.70	152753		
	US32D	28.93	066229		
<hr/>					
3-1/2" x 15"	US3	41.55	058476	10	50
	US4	46.09	080655		
	US10	49.86	057093		
	DBZ / US19	37.12	- / 14566		
	US26	49.86	086949		
	US26D	49.86	059230		
	US28	24.24	-		
	US32	39.01	066906		
	US32D	33.70	059562		
<hr/>					
4" x 16"	US3	45.79	058347	10	50
	US4	50.56	081497		
	US10	54.48	016005		
	DBZ / US19	48.68	- / 52546		
	US26	54.48	059245		
	US26D	54.48	085378		
	US28	25.47	016006		
	US32	42.01	088231		
	US32D	36.17	052790		

1. U/M is price per hundred square inches.

04/12/2024

www.hagerco.com



Trim & Auxiliary



Description	Finish	2022 List	Stock No.	Box Qty.	Case Qty.
40R (Continued) 6" x 16"	US3	63.95	057640	-	5
	US4	68.79	047040		
	US10	74.72	006018		
	DBZ / US19	38.93	- / -		
	US26	74.72	-		
	US26D	74.72	114027		
	US28	33.09	010887		
	US32	78.87	088229		
	US32D	55.10	057637		
8" x 16"	US3	75.03	025145	-	5
	US4	83.49	022787		
	US10	90.03	015792		
	DBZ / US19	42.82	- / -		
	US26	90.03	126198		
	US26D	90.03	024628		
	US28	37.63	122600		
	US32	80.10	-		
	US32D	82.11	061211		



A40R					
Push Plate - Radius Corner - Beveled					
Material: Brass, bronze, aluminum, stainless steel					
Gauge: 0.062					
Fasteners: #6 x 5/8" OPH tapping screws					
3" x 12"	US3	53.02	032130	10	50
	US4	53.02	131011		
	US10	60.33	185395		
	DBZ / US19	63.40	- / -		
	US26	60.33	039363		
	US26D	60.33	114030		
	US28	36.17	084099		
	US32	52.71	194871		
	US32D	36.86	048868		
3-1/2" x 15"	US3	56.56	191065	10	50
	US4	56.56	049913		
	US10	66.56	181074		
	DBZ / US19	64.96	- / -		
	US26	66.56	044606		
	US26D	66.56	038686		
	US28	32.47	-		
	US32	62.25	180893		
	US32D	43.48	059304		
4" x 16"	US3	62.79	029232	10	50
	US4	62.79	014136		
	US10	72.72	140485		
	DBZ / US19	85.19	- / 199588		
	US26	72.72	150804		
	US26D	72.72	015454		
	US28	34.40	047411		
	US32	65.48	135831		
	US32D	47.40	099623		





Description	Finish	2022 List	Stock No.	Box Qty.	Case Qty.
A40R (Continued) 6" x 16"	US3	83.26	45908	-	5
	US4	90.49	-		
	US10	90.49	-		
	DBZ / US19	68.12	-		
	US26	90.49	-		
	US26D	90.49	055405		
	US28	42.48	-		
	US32	102.50	-		
	US32D	74.41	070607		
8" x 16"	US3	92.57	076399	-	5
	US4	101.57	-		
	US10	74.93	-		
	DBZ / US19	103.11	-		
	US26	103.11	-		
	US26D	103.11	142995		
	US28	47.79	177968		
	US32	129.81	-		
	US32D	78.87	001398		



50T Push Plate - Round - Not Beveled Material: Brass, bronze, aluminum, stainless steel Gauge: 0.050 Fasteners: #6 x 5/8" OPH tapping screws 3" x 12"	US3	43.48	078618	5	50
	US4	43.48	007196		
	US10	47.40	006322		
	DBZ / US19	35.63	-		
	US26	47.40	-		
	US26D	47.40	102851		
	US28	32.09	102662		
	US32	37.78	-		
	US32D	36.17	059934		
3-1/2" x 15"	US3	45.79	057418	5	50
	US4	45.79	077529		
	US10	54.33	088168		
	DBZ / US19	36.73	- / -		
	US26	54.33	075140		
	US26D	54.33	062792		
	US28	35.47	041167		
	US32	43.25	015650		
	US32D	39.71	072371		
4" x 16"	US3	50.56	056970	5	50
	US4	50.56	068950		
	US10	58.10	058204		
	DBZ / US19	38.81	- / -		
	US26	58.10	059593		
	US26D	58.10	092668		
	US28	37.78	018465		
	US32	42.01	000492		
	US32D	46.79	016007		

1. U/M is price per hundred square inches.



Trim & Auxiliary



Description	Finish	2022 List	Stock No.	Box Qty.	Case Qty.	
A50T Push Plate - Round - Beveled Material: Brass, bronze, aluminum, stainless steel Gauge: 0.062 Fasteners: #6 x 5/8" OPH tapping screws 3" x 12"	US3	68.79	094264	5	50	
	US4	68.79	107968			
	US10	76.26	074256			
	DBZ / US19	62.35	- / -			
	US26	76.26	075708			
	US26D	76.26	079997			
	US28	43.25	097574			
	US32	59.94	189960			
	US32D	51.09	034543			
3-1/2" x 15"	US3	71.49	099962	5	50	
	US4	71.49	094532			
	US10	83.88	-			
	DBZ / US19	64.27	- / -			
	US26	83.88	014282			
	US26D	83.88	069277			
	US28	50.25	-			
	US32	62.25	-			
	US32D	52.71	084951			
4" x 16"	US3	77.49	084171	5	50	
	US4	77.49	075929			
	US10	89.80	130057			
	DBZ / US19	67.91	- / -			
	US26	89.80	134570			
	US26D	89.80	032134			
	US28	52.71	039648			
	US32	65.48	053431			
	US32D	57.64	031281			
60S Push Plate - Square Corner - Beveled Material: Plastic Laminate Gauge: 0.125 Fasteners: #6 x 5/8" OPH tapping screws 3" x 12"	PG - Gray	17.01	043566	5	50	
	PK - Black	17.01	067121			
	CO - Brown	17.01	035206			
	3-1/2" x 15"	PG - Gray	18.31	-	5	50
	PK - Black	18.31	055792			
	CO - Brown	18.31	085523			
	4" x 16"	PG - Gray	19.31	072811	5	50
	PK - Black	19.31	056442			
	CO - Brown	19.31	076032			
6" x 16"	PG - Gray	24.24	094770	5	50	
PK - Black	24.24	056581				
CO - Brown	24.24	076033				
8" x 16"	PG - Gray	28.93	029886	5	50	
PK - Black	28.93	-				
CO - Brown	28.93	061399				



Description	Finish	2022 List	Stock No.	Box Qty.	Case Qty.
70S					
Push Plate - Square Corner - Beveled					
Material: Clear Plastic Laminate					
Gauge: 0.125					
Fasteners: #6 x 5/8" OPH tapping screws					
3" x 12"	PC - Clear	17.01	057033	5	50
3-1/2" x 15"	PC - Clear	19.24	056757	5	50
4" x 16"	PC - Clear	20.39	055386	5	50
6" x 16"	PC - Clear	27.47	058687	5	50
8" x 16"	PC - Clear	31.70	062760	5	50
80S					
Push Plate - Square Corner - Beveled					
Material: Brass, bronze, aluminum, stainless steel					
Gauge: 0.125					
Fasteners: #6 x 5/8" OPH tapping screws					
3" x 12"	US3	77.33	018566	5	50
	US4	81.72	-		
	US10	90.49	110525		
	US26	90.49	113461		
	DBZ / US19	68.63	-/29315		
	US26D	90.49	064583		
	US28	38.24	147832		
	US32	82.49	142047		
	US32D	64.18	021042		
3-1/2" x 15"	US3	85.65	099583	5	50
	US4	93.88	000935		
	US10	99.65	080441		
	DBZ / US19	76.26	- / -		
	US26	99.65	023445		
	US26D	99.65	098464		
	US28	44.17	085960		
	US32	90.19	123564		
	US32D	46.79	066719		
4" x 16"	US3	107.04	069050	5	50
	US4	107.04	053351		
	US10	110.96	070736		
	DBZ / US19	78.62	038745 / 82660		
	US26	107.50	003451		
	US26D	107.50	099998		
	US28	46.63	000740		
	US32	93.73	081409		
	US32D	59.48	073791		

1. U/M is price per hundred square inches.



Trim & Auxiliary



Description	Finish	2022 List	Stock No.	Box Qty.	Case Qty.
80S					
Push Plate - Square Corner - Beveled	US3	126.20	125266	-	5
(Continued)	US4	129.74	138751		
6" x 16"	US10	133.82	134181		
	DBZ / US19	86.48	- / 198595		
	US26	133.82	-		
	US26D	133.82	024257		
	US28	68.79	111496		
	US32	119.73	033372		
	US32D	92.11	062560		
<hr/>					
8" x 16"	US3	160.21	024903	-	5
	US4	163.29	122088		
	US10	163.29	042324		
	DBZ / US19	95.13	- / -		
	US26	168.21	078222		
	US26D	168.21	-		
	US28	83.88	-		
	US32	148.44	021592		
	US32D	114.35	073791		



90R					
Push Plate - Radius Corner - Not Beveled	US3	103.04	154614	5	50
Material: Brass, bronze, aluminum, stainless steel	US4	109.04	013671		
Gauge: 0.125	US10	116.19	-066374		
Fasteners: #6 x 5/8" OPH tapping screws	DBZ / US19	89.21	- / -		
3" x 12"	US26	116.19	043374		
	US26D	116.19	097121		
	US28	62.25	026780		
	US32	107.96	-		
	US32D	84.26	099013		
<hr/>					
3-1/2" x 15"	US3	111.19	116990	5	50
	US4	115.35	-		
	US10	125.12	140484		
	DBZ / US19	99.13	- / -		
	US26	125.12	068575		
	US26D	125.12	032458		
	US28	69.10	078511		
	US32	116.58	-		
	US32D	90.34	068865		
<hr/>					
4" x 16"	US3	117.81	086539	5	50
	US4	126.20	002134		
	US10	133.20	077793		
	DBZ / US19	102.20	- / -		
	US26	133.20	013904		
	US26D	133.20	084672		
	US28	71.49	089584		
	US32	125.04	164545		
	US32D	92.11	075458		





Description	Finish	2022 List	Stock No.	Box Qty.	Case Qty.
90R					
Push Plate - Radius Corner - Not Beveled					
Material: Brass, bronze, aluminum, stainless steel					
Gauge: 0.125					
Fasteners: #6 x 5/8" OPH tapping screws					
6" x 16"	US3	152.05	092195	-	5
	US4	155.44	165660		
	US10	159.44	-		
	DBZ / US19	112.42	- / -		
	US26	159.44	-		
	US26D	159.44	018872		
	US28	94.03	-		
	US32	144.67	-		
	US32D	110.35	080425		
8" x 16"	US3	185.99	-	-	5
	US4	189.07	-		
	US10	193.53	-		
	DBZ / US19	123.66	- / -		
	US26	193.53	-		
	US26D	193.53	-		
	US28	108.73	181583		
	US32	173.45	-		
	US32D	130.82	018249		



100T					
Push Plate - Radius Corner - Not Beveled					
Material: Brass, bronze, aluminum, stainless steel					
Gauge: 0.125					
Fasteners: #6 x 5/8" OPH tapping screws					
3" x 12"	US3	100.65	80351	-	5
	US4	103.96	093144		
	US10	113.19	-		
	DBZ / US19	87.42	- / -		
	US26	113.19	051749		
	US26D	113.19	025230		
	US28	60.17	181216		
	US32	105.11	094651		
	US32D	81.87	09486		
3-1/2" x 15"	US3	108.42	069291	-	5
	US4	112.58	040912		
	US10	122.27	068702		
	DBZ / US19	97.14	- / -		
	US26	122.27	174234		
	US26D	122.27	007779		
	US28	67.02	121532		
	US32	113.81	071048		
	US32D	88.26	078531		

1. U/M is price per hundred square inches.



Trim & Auxiliary



Description	Finish	2022 List	Stock No.	Box Qty.	Case Qty.
100T					
Push Plate - Radius Corner - Not Beveled					
Material: Brass, bronze, aluminum, stainless steel					
Gauge: 0.125					
Fasteners: #6 x 5/8" OPH tapping screws					
4" x 16"	US3	115.19	079375	5	50
	US4	130.35	120436		
	US10	130.35	036191		
	DBZ / US19	100.15	- / 25284		
	US26	130.35	131710		
	US26D	130.35	068881		
	US28	79.41	187514		
	US32	119.81	080612		
	US32D	93.73	071810		
6" x 16"	US3	130.35	79375	-	5
	US4	140.36	120436		
	US10	145.97	36191		
	DBZ / US19	110.17	- / -		
	US26	145.97	028999		
	US26D	145.97	146901		
	US28	90.95	138277		
	US32	119.73	159417		
	US32D	107.65	001305		
8" x 16"	US3	173.75	-	-	5
	US4	189.45	-		
	US10	196.68	-		
	DBZ / US19	121.18	- / -		
	US26	196.68	-		
	US26D	196.68	146766		
	US28	156.21	-		
	US32	153.44	134422		
	US32D	146.05	012977		

1. U/M is price per hundred square inches.



Description	Finish	2022 List	Stock No.	Box Qty.	Case Qty.
110S					
Half Circle Push Plate					
8" x 16"	US3	92.03	018809	1	10
Material: Brass, bronze, aluminum, stainless steel	US4	92.03	023148		
Gauge: 0.050	DBZ / US19	102.88	- / -		
Fasteners: #6 x 5/8" OPH tapping screws	US26	102.88	018083		
	US26D	102.88	004595		
	US28	58.71	043858		
	US32	88.42	032334		
	US32D	71.87	001030		



120L					
Pull Plate - w/ Lip (Not beveled)	US3	134.74	052718	2	20
3-1/2"x16"	US4	134.74	054479		
Material: Brass, bronze, aluminum, stainless steel	US10	121.27	052719		
Lip Projection: 1-1/8"	DBZ / US19	121.27	- / -		
Gauge: 0.125	US26	121.27	052837		
Fasteners: #6 x 5/8" OPH tapping screws	US26D	121.27	052721		
	US28	60.33	052517		
	US32	151.21	016965		
	US32D	65.87	052518		



121L					
Cylinder Pull	US3	78.49	082020	1	10
2" x 3-3/4"	US4	60.33	080813		
Material: Brass, bronze, aluminum, stainless steel	US10	83.26	074977		
Beveled Lip Projection: 1-1/8"	DBZ / US19	125.14	- / 15874		
Gauge: 0.125	US26	61.48	020459		
Cylinder Cutout: 1-1/4" diameter	US26D	83.26	069510		
Cylinder sold separately. Stud installed on reverse to prevent twisting.	US28	53.87	063605		
	US32	71.87	095790		
	US32D	68.18	068962		



122L					
Security Push/Pull Set	US32D	344.97	088047	1	10
Push Plate: 4" x 16"					
Pull Plate: 4" x 9-1/4"					
Fasteners: BTB by Type 6					
Lip Projection: 2-1/8"					
Gauge: 0.125					
Mounting with security torx screws and blank head sex nuts.					

1. U/M is price per hundred square inches.



Trim & Auxiliary



Description	Finish	2022 List	Case Qty.	CTC Over 36"
125S				
Bent Push Bar	US3	296.26	4	6.16
Material: Brass, bronze, aluminum, stainless steel	US4	296.26		6.16
Bar Size: 3/8" x 1-1/4"	US10	306.49		6.16
Base Plate: 1" x 3"	DBZ / US19	306.49		6.16
Projection: 2-1/8"	US28	183.76		4.24
*Add per linear inch or fraction thereof	US32	331.81		10.31
Standard fasteners are 1/4"-20 FPHMS and #8 x 3/4" FPH Tapping Screws.	US32D	266.94		8.69



126S				
Push Bar				
Material: Brass, bronze, aluminum, stainless steel				
Bar Size: 3/8" x 1-1/4"	US3	306.49	4	6.16
Base Plate: 1" x 3"	US4	383.60		6.16
Projection: 2-1/8"	US10	454.77		6.16
*Add per linear inch or fraction thereof	DBZ / US19	454.77		6.16
Standard fasteners are #8 x 3/4" FPH Tapping Screws.	US28	222.62		4.24
Optional thru bolts available.	US32	391.14		10.31
	US32D	345.81		8.69



127S				
Push Bar				
Material: Brass, bronze, aluminum, stainless steel				
Bar Size: 3/8" x 1-1/4"	US3	224.54	1	12.31
Base: 1-1/4" Square	US4	249.32		12.31
Projection: 3/4"	US10	249.32		12.31
*Add per linear inch or fraction thereof	DBZ / US19	249.32		12.31
Standard fasteners are 1/4"-20 FPHMS. Optional wood screws available no charge.	US28	143.20		8.38
	US32	262.32		19.86
	US32D	202.76		20.52



128P				
Wide Push Bar				
Material: Brass, bronze, aluminum, stainless steel				
Bar Size: 3/8" x 3"	US3	534.65	1	12.31
Base Plate: 1-1/2" x 4-1/2"	US4	572.05		12.31
Projection: 2-1/8"	US10	589.28		12.31
*Add per linear inch or fraction thereof	DBZ / US19	589.28		12.31
Standard fasteners are #8 x 3/4" FPH Tapping Screws.	US28	496.87		8.38
Optional thru bolts available.	US32	622.76		19.86
	US32D	524.26		20.52

1. U/M is price per hundred square inches.



Description	Finish	2022 List	Case Qty.	CTC Over 36"
128S				
Wide Push Bar	US3	503.41	1	12.31
Material: Brass, bronze, aluminum, stainless steel	US4	526.18		12.31
Bar Size: 3/8" x 3"	US10	551.50		12.31
Base: 3/8" x 3"	DBZ / US19	551.50		12.31
Projection: 2"	US28	275.40		8.38
Door Thickness: 1-3/4" Standard	US32	583.74		19.86
*Add per linear inch or fraction thereof	US32D	486.48		20.52
Standard fasteners are 1/4"-20 x 2-1/4" FPHMS with finish washers.				



129P				
Wide Push Bar			1	12.31
Bar Size: 3/8" x 3"	US3	426.23		12.31
Base: 1" x 3"	US4	451.77		12.31
Projection: 3/4"	US10	477.78		12.31
*Add per linear inch or fraction thereof	DBZ / US19	477.78		12.31
Standard fasteners are 1/4"-20 x 1-1/4"	US28	197.92		8.38
FPHMS. Optional thru bolts available. #14 FPH wood screws available.	US32	526.34		19.86
	US32D	416.92		20.52



130S				
Push Bar			4	6.16
Material: Brass, bronze, aluminum, stainless steel	US3	291.79		6.16
Bar Stock: 1" Round	US4	314.73		6.16
Projection: 2-1/2"	US10	375.13		6.16
Door Thickness: 1-3/4"	DBZ / US19	375.13		6.16
*Add per linear inch or fraction thereof	US28	138.05		4.24
Standard fasteners are 1/4"-20 x 2-1/4" FPHMS with finish washers. May be ordered with Type 5 mounting at an extra charge.	US32	347.81		10.31
	US32D	275.40		8.69







131S				
Push Bar			4	6.16
Material: Brass, bronze, aluminum, stainless steel	US3	300.57		6.16
Bar Stock: 1" Round	US4	329.04		6.16
Base Plate: 2" Diameter	US10	360.43		6.16
Projection: 2-5/8"	DBZ / US19	360.43		6.16
Door Thickness: 1-3/4" Standard	US28	150.51		4.24
*Add per linear inch or fraction thereof	US32	363.97		10.31
Standard fasteners are 1/4"-20 x 2-1/4" FPHMS with finish washers. May be ordered with Type 5 mounting at an extra charge.	US32D	297.95		8.69

1. U/M is price per hundred square inches.



Trim & Auxiliary

	Description	Finish	2022 List	Case Qty.	CTC Over 36"
	133S				
	Push Bar	US3	247.32	4	6.16
	Material: Brass, bronze, aluminum, stainless steel	US4	269.09		6.16
	Bar Stock: 3/4" Round	US10	291.79		6.16
	Projection: 2-1/4"	DBZ / US19	291.79		6.16
	Door Thickness: 1-3/4" Standard	US28	117.04		4.24
	*Add per linear inch or fraction thereof	US32	298.26		10.31
	Standard fasteners are 1/4"-20 x 2-1/4" FPHMS with finish washers.	US32D	234.16		8.69
	134S				
	Push Bar	US3	257.24	4	6.16
	Material: Brass, bronze, aluminum, stainless steel	US4	289.02		6.16
	Bar Stock: 3/4" Round	US10	308.88		6.16
	Base Plate: 1-1/4" Diameter	DBZ / US19	308.88		6.16
	Projection: 2-3/8"	US28	133.66		4.24
	Door Thickness: 1-3/4" Standard	US32	327.50		10.31
	*Add per linear inch or fraction thereof	US32D	250.40		8.69
Standard fasteners are 1/4"-20 x 2-1/4" FPHMS with finish washers. May be ordered with Type 5 mounting at an extra charge.					
	136S				
	Push Bar				
	Material: Brass, bronze, aluminum, stainless steel	US3	615.06	4	12.31
	Bar Stock: 1-1/4" Round	US4	629.07		12.31
	Projection: 3"	US10	643.23		12.31
	Fasteners: 5/16" - 18 x 2-1/4" with finish washers	DBZ / US19	643.23		12.31
	Door Thickness: 1-3/4" Standard	US28	444.85		8.38
	*Add per linear inch or fraction thereof	US32	583.74		19.86
May be ordered with Type 5 mounting at an extra charge.	US32D	528.18		20.52	
	137S				
	Push Bar				
	Material: Brass, bronze, aluminum, stainless steel	US3	629.60	4	12.31
	Bar Stock: 1-1/4" Round	US4	643.23		12.31
	Base Plate: 2" Diameter	US10	657.85		12.31
	Projection: 3-1/8"	DBZ / US19	657.85		12.31
	Door Thickness: 1-3/4" Standard	US28	458.78		8.38
	Fasteners: 5/16" - 18 x 2-1/4" with finish washers	US32	664.39		19.86
Additional bars by quotation	US32D	542.04		20.52	
*Add per linear inch or fraction thereof					
May be ordered with Type 5 mounting at an extra charge.					



Description	Finish	2022 List	Case Qty.	CTC Over 36"*
138P				
Push/Pull Set	US3	651.69	2	24.77
Material: Brass, bronze, aluminum, stainless steel	US4	709.02		24.77
Bar Stock: 1" Round	US10	754.49		24.77
Projection: 2-1/2"	DBZ / US19	754.49		24.77
Fasteners: 1/4" - 20 type 3 concealed cone	US28	342.04		16.47
*Add per linear inch or fraction thereof	US32	761.65		36.40
	US32D	617.06		41.24



139P				
Push/Pull Set	US3	562.58	2	24.77
Material: Brass, bronze, aluminum, stainless steel	US4	606.21		24.77
Bar Stock: 3/4" Round	US10	651.69		24.77
Projection: 2-1/4"	DBZ / US19	651.69		24.77
Fasteners: 1/4" - 20 type 3 concealed cone	US28	300.34		16.47
*Add per linear inch or fraction thereof	US32	661.31		36.40
	US32D	534.65		41.24



140P				
Push/Pull Set				
Material: Brass, bronze, aluminum, stainless steel				
Bar Stock: 1-1/4" Round	US3	1,300.76	2	24.77
Projection: 3"	US4	1,326.08		24.77
Fasteners: 5-16" - 18 Type 3 concealed cone	US10	1,354.63		24.77
*Add per linear inch or fraction thereof	DBZ / US19	1,354.63		24.77
	US28	983.57		16.47
	US32	1,289.37		36.40
	US32D	1,122.70		41.24



150B				
Push/Pull Set				
Material: Brass, bronze, aluminum, stainless steel				
Bar Stock: 3/4" Round	US3	449.00	2	6.16
Projection: 2-1/4"	US4	469.24		6.16
CTC: 8"	US10	483.25		6.16
Fasteners: Type 7 & (2) Type 8	DBZ / US19	483.25		6.16
Additional bars by quotation	US28	253.70		4.24
*Add per linear inch or fraction thereof	US32	553.12		10.31
For tempered glass only	US32D	442.00		8.69

1. U/M is price per hundred square inches.



Trim & Auxiliary



Description	Finish	2022 List	Case Qty.	CTC Over 36"*
150D				
Push/Pull Set	US3	378.29	2	6.16
Material: Brass, bronze, aluminum, stainless steel	US4	397.68		6.16
Bar Stock: 3/4" Round	US10	411.76		6.16
Projection: 2-1/4"	DBZ / US19	430.76		6.16
CTC: 8"	US28	197.68		4.24
Fasteners: Type 7 & (2) Type 1	US32	483.78		10.31
Additional bars by quotation	US32D	372.59		8.69
*Add per linear inch or fraction thereof				
Standard fastening method				



150V				
Push/Pull Set				
Material: Brass, bronze, aluminum, stainless steel				
Bar Stock: 3/4" Round				
Projection: 2-1/4"	US3	424.07	2	6.16
CTC: 8"	US4	443.46		6.16
Fasteners: Type 7 & (2) Type 5	US10	457.47		6.16
Additional bars by quotation	DBZ / US19	457.47		6.16
*Add per linear inch or fraction thereof	US28	242.16		4.24
Fully concealed fastening method	US32	528.18		10.31
	US32D	416.92		8.69



151B				
Push/Pull Set				
Material: Brass, bronze, aluminum, stainless steel				
Bar Stock: 3/4" Round	US3	469.24	2	6.16
Projection: 2-1/4"	US4	488.94		6.16
CTC: 10"	US10	507.10		6.16
Fasteners: Type 7 & (2) Type 8	DBZ / US19	507.10		6.16
Additional bars by quotation	US28	281.48		4.24
*Add per linear inch or fraction thereof	US32	503.10		10.31
For tempered glass only	US32D	458.78		8.69



151D				
Push/Pull Set				
Material: Brass, bronze, aluminum, stainless steel	US3	397.68	2	6.16
Bar Stock: 3/4" Round	US4	417.84		6.16
Projection: 2-1/4"	US10	435.69		6.16
CTC: 10"	DBZ / US19	435.69		6.16
Fasteners: Type 7 & (2) Type 1	US28	214.54		4.24
Additional bars by quotation	US32	500.33		10.31
*Add per linear inch or fraction thereof	US32D	389.29		8.69
Standard fastening method				





Description	Finish	2022 List	Case Qty.	CTC Over 36"
151V				
Push/Pull Set	US3	443.46	2	6.16
Material: Brass, bronze, aluminum, stainless steel	US4	463.16		6.16
Bar Stock: 3/4" Round	US10	481.40		6.16
Projection: 2-1/4"	DBZ / US19	481.40		6.16
CTC: 10"	US28	263.40		4.24
Fasteners: Type 7 & (2) Type 5	US32	544.81		10.31
Additional bars by quotation	US32D	433.61		8.69
*Add per linear inch or fraction thereof				
Fully concealed fastening method				



152B				
Push/Pull Set				
Material: Brass, bronze, aluminum, stainless steel				
Bar Stock: 3/4" Round	US3	489.94	2	6.16
Projection: 2-1/4"	US4	523.26		6.16
CTC: 12"	US10	529.03		6.16
Fasteners: Type 7 & (2) Type 8	DBZ / US19	529.03		6.16
Additional bars by quotation	US28	297.80		4.24
*Add per linear inch or fraction thereof	US32	578.74		10.31
For tempered glass only	US32D	475.47		8.69



152D				
Push/Pull Set				
Material: Brass, bronze, aluminum, stainless steel				
Bar Stock: 3/4" Round	US3	418.22	2	6.16
Projection: 2-1/4"	US4	451.77		6.16
CTC: 12"	US10	457.47		6.16
Fasteners: Type 7 & (2) Type 1	DBZ / US19	457.47		6.16
Additional bars by quotation	US28	235.77		4.24
*Add per linear inch or fraction thereof Standard	US32	509.41		10.31
fastening method	US32D	406.22		8.69







152V				
Push/Pull Set				
Material: Brass, bronze, aluminum, stainless steel				
Bar Stock: 3/4" Round	US3	463.85	2	6.16
Projection: 2-1/4"	US4	497.48		6.16
CTC: 12"	US10	503.41		6.16
Fasteners: Type 7 & (2) Type 5	DBZ / US19	503.41		6.16
Additional bars by quotation	US28	284.64		4.24
*Add per linear inch or fraction thereof	US32	554.04		10.31
Fully concealed fastening method	US32D	450.39		8.69

1. U/M is price per hundred square inches.



Trim & Auxiliary

	Description	Finish	2022 List	Case Qty.	CTC Over 36"
	153B				
	Push/Pull Set	US3	502.56	2	6.16
	Material: Brass, bronze, aluminum, stainless steel	US4	563.12		6.16
	Bar Stock: 1" Round	US10	563.12		6.16
	Projection: 2-1/2"	DBZ	563.12		6.16
	CTC: 10"	US28	286.25		4.24
	Fasteners: Type 7 & (2) Type 8	US32	584.90		10.31
	Additional bars by quotation				
	*Add per linear inch or fraction thereof	US32D	474.94		8.69
For tempered glass only					
	153D				
	Push/Pull Set			2	6.16
	Material: Brass, bronze, aluminum, stainless steel	US3	431.30		6.16
	Bar Stock: 1" Round	US4	491.71		6.16
	Projection: 2-1/2"	US10	512.56		6.16
	CTC: 10"	DBZ	516.64		6.16
	Fasteners: Type 7 & (2) Type 1	US28	216.92		4.24
	Additional bars by quotation	US32	515.49		10.31
	*Add per linear inch or fraction thereof	US32D	405.37		8.69
Standard fastening method					
	153V				
	Push/Pull Set			2	6.16
	Material: Brass, bronze, aluminum, stainless steel	US3	477.78		6.16
	Bar Stock: 1" Round	US4	537.50		6.16
	Projection: 2-1/2"	US10	537.50		6.16
	CTC: 10"	DBZ	537.50		6.16
	Fasteners: Type 7 & (2) Type 5	US28	264.48		4.24
	Additional bars by quotation	US32	559.97		10.31
	*Add per linear inch or fraction thereof	US32D	449.77		8.69
Fully concealed fastening method					
	154B				
	Push/Pull Set			2	6.16
	Material: Brass, bronze, aluminum, stainless steel	US3	519.64		6.16
	Bar Stock: 1" Round	US4	589.44		6.16
	Projection: 2-1/2"	US10	602.60		6.16
	CTC: 12"	DBZ	602.60		6.16
	Fasteners: Type 7 & (2) Type 8	US28	328.11		4.24
	Additional bars by quotation	US32	605.06		10.31
	*Add per linear inch or fraction thereof	US32D	489.48		8.69
For tempered glass only					



Description	Finish	2022 List	Case Qty.	CTC Over 36"
154D				
Push/Pull Set	US3	445.85	2	6.16
Material: Brass, bronze, aluminum, stainless steel	US4	508.10		6.16
Bar Stock: 1" Round	US10	533.57		6.16
Projection: 2-1/2"	DBZ	533.57		6.16
CTC: 12"	US28	242.16		4.24
Fasteners: Type 7 & (2) Type 1	US32	535.65		10.31
Additional bars by quotation	US32D	419.92		8.69
*Add per linear inch or fraction thereof				
Standard fastening method				



154V				
Push/Pull Set				
Material: Brass, bronze, aluminum, stainless steel				
Bar Stock: 1" Round	US3	491.56	2	6.16
Projection: 2-1/2"	US4	553.81		6.16
CTC: 12"	US10	578.28		6.16
Fasteners: Type 7 & (2) Type 5	DBZ	578.28		6.16
Additional bars by quotation	US28	299.57		4.24
*Add per linear inch or fraction thereof	US32	580.28		10.31
Fully concealed fastening method	US32D	464.32		8.69



155B				
Push/Pull Set				
Material: Brass, bronze, aluminum, stainless steel				
Bar Stock: 1" Round	US3	578.74	2	6.16
Projection: 2-1/2"	US4	614.83		6.16
CTC: 18"	US10	650.84		6.16
Fasteners: Type 7 & (2) Type 8	DBZ	650.84		6.16
Additional bars by quotation	US28	374.44		4.24
*Add per linear inch or fraction thereof	US32	657.61		10.31
For tempered glass only	US32D	530.96		8.69







155D				
Push/Pull Set				
Material: Brass, bronze, aluminum, stainless steel	US3	507.33	2	6.16
Bar Stock: 1" Round	US4	572.74		6.16
Projection: 2-1/2"	US10	579.59		6.16
CTC: 18"	DBZ	579.59		6.16
Fasteners: Type 7 & (2) Type 1	US28	257.40		4.24
Additional bars by quotation	US32	588.13		10.31
*Add per linear inch or fraction thereof	US32D	461.55		8.69
Standard fastening method				

1. U/M is price per hundred square inches.



Trim & Auxiliary

	Description	Finish	2022 List	Case Qty.	CTC Over 36"
	155V				
	Push/Pull Set	US3	552.96	2	6.16
	Material: Brass, bronze, aluminum, stainless steel	US4	589.28		6.16
	Bar Stock: 1" Round	US10	625.06		6.16
	Projection: 2-1/2"	DBZ	625.06		6.16
	CTC: 18"	US28	315.96		4.24
	Fasteners: Type 7 & (2) Type 5	US32	632.45		10.31
	Additional bars by quotation	US32D	506.18		8.69
	*Add per linear inch or fraction thereof				
	Fully concealed fastening method				
	156B				
	Offset Push/Pull Set			1	6.16
	Material: Brass, bronze, aluminum, stainless steel	US3	517.57		6.16
	Bar Stock: 3/4" Round	US4	517.57		6.16
	Projection: 2-1/2"	US10	541.11		6.16
	Offset: 2-1/2"	DBZ	541.11		6.16
	CTC: 8"	US28	331.12		4.24
	Fasteners: Type 7 & (2) Type 8	US32	615.22		10.31
	Handing Required	US32D	489.63		8.69
	Additional bars by quotation				
*Add per linear inch or fraction thereof					
For tempered glass only					
	156D				
	Offset Push/Pull Set			1	6.16
	Material: Brass, bronze, aluminum, stainless steel	US3	429.00		6.16
	Bar Stock: 3/4" Round	US4	446.00		6.16
	Projection: 2-1/2"	US10	469.55		6.16
	Offset: 2-1/2"	DBZ	469.55		6.16
	CTC: 8"	US28	261.63		4.24
	Fasteners: Type 7 & (2) Type 1	US32	545.96		10.31
	Handing Required	US32D	420.15		8.69
	Additional bars by quotation				
*Add per linear inch or fraction thereof					
Standard fastening method					
	156V				
	Offset Push/Pull Set			1	6.16
	Material: Brass, bronze, aluminum, stainless steel	US3	475.55		6.16
	Bar Stock: 3/4" Round	US4	491.71		6.16
	Projection: 2-1/2"	US10	515.33		6.16
	Offset: 2-1/2"	DBZ	515.33		6.16
	CTC: 8"	US28	306.11		4.24
	Fasteners: Type 7 & (2) Type 5	US32	590.13		10.31
	Handing Required	US32D	464.62		8.69
	Additional bars by quotation				
*Add per linear inch or fraction thereof					
Fully concealed fastening method					



Description	Finish	2022 List	Case Qty.	CTC Over 36"
157B				
Offset Push/Pull Set	US3	527.42	1	6.16
Material: Brass, bronze, aluminum, stainless steel	US4	541.57		6.16
Bar Stock: 3/4" Round	US10	566.04		6.16
Projection: 2-1/2"	DBZ	566.04		6.16
Offset: 2-1/2"	US28	337.58		4.24
CTC: 10"	US32	631.53		10.31
Fasteners: Type 7 & (2) Type 8	US32D	501.10		8.69
Handing Required				
Additional bars by quotation				
*Add per linear inch or fraction thereof				
For tempered glass only				



157D				
Offset Push/Pull Set				
Material: Brass, bronze, aluminum, stainless steel				
Bar Stock: 3/4" Round	US3	441.15	1	6.16
Projection: 2-1/2"	US4	457.47		6.16
Offset: 2-1/2"	US10	481.94		6.16
CTC: 10"	DBZ	481.94		6.16
Fasteners: Type 7 & (2) Type 1	US28	268.32		4.24
Handing Required	US32	562.27		10.31
Additional bars by quotation	US32D	431.69		8.69
*Add per linear inch or fraction thereof				
Standard fastening method				



157V				
Offset Push/Pull Set				
Material: Brass, bronze, aluminum, stainless steel				
Bar Stock: 3/4" Round	US3	487.79	1	6.16
Projection: 2-1/2"	US4	503.41		6.16
Offset: 2-1/2"	US10	527.95		6.16
CTC: 10"	DBZ	527.95		6.16
Fasteners: Type 7 & (2) Type 5	US28	312.88		4.24
Handing Required	US32	606.90		10.31
Additional bars by quotation	US32D	475.94		8.69
*Add per linear inch or fraction thereof				
Fully concealed fastening method				







158B				
Offset Push/Pull Set	US3	534.19	1	6.16
Material: Brass, bronze, aluminum, stainless steel	US4	573.43		6.16
Bar Stock: 3/4" Round	US10	597.98		6.16
Projection: 2-1/2"	DBZ	597.98		6.16
Offset: 2-1/2"	US28	366.97		4.24
CTC: 12"	US32	661.62		10.31
Fasteners: Type 7 & (2) Type 8	US32D	522.72		8.69
Handing Required				
Additional bars by quotation				
*Add per linear inch or fraction thereof				
For tempered glass only				

1. U/M is price per hundred square inches.



Trim & Auxiliary

	Description	Finish	2022 List	Case Qty.	CTC Over 36"
	158D				
	Offset Push/Pull Set	US3	489.25	1	6.16
	Material: Brass, bronze, aluminum, stainless steel	US4	488.94		6.16
	Bar Stock: 3/4" Round	US10	506.79		6.16
	Projection: 2-1/2"	DBZ	506.79		6.16
	Offset: 2-1/2"	US28	297.80		4.24
	CTC: 12"	US32	591.98		10.31
	Fasteners: Type 7 & (2) Type 1	US32D	453.24		8.69
	Handing Required				
	Additional bars by quotation				
*Add per linear inch or fraction thereof					
Standard fastening method					
	158V				
	Offset Push/Pull Set	US3	508.72	1	6.16
	Material: Brass, bronze, aluminum, stainless steel	US4	534.65		6.16
	Bar Stock: 3/4" Round	US10	552.58		6.16
	Projection: 2-1/2"	DBZ	552.58		6.16
	Offset: 2-1/2"	US28	342.04		4.24
	CTC: 12"	US32	636.53		10.31
	Fasteners: Type 7 & (2) Type 5	US32D	497.64		8.69
	Handing Required				
	Additional bars by quotation				
*Add per linear inch or fraction thereof					
Fully concealed fastening method					
	159B				
	Offset Push/Pull Set				
	Material: Brass, bronze, aluminum, stainless steel				
	Bar Stock: 1" Round	US3	568.97	1	6.16
	Projection: 2-1/2"	US4	614.83		6.16
	Offset: 3"	US10	637.53		6.16
	CTC: 10"	DBZ	637.53		6.16
	Fasteners: Type 7 & (2) Type 8	US28	344.97		4.24
	Handing Required	US32	625.30		10.31
	Additional bars by quotation	US32D	533.03		8.69
*Add per linear inch or fraction thereof					
For tempered glass only					
	159D				
	Offset Push/Pull Set				
	Material: Brass, bronze, aluminum, stainless steel	US3	497.48	1	6.16
	Bar Stock: 1" Round	US4	543.34		6.16
	Projection: 2-1/2"	US10	604.06		6.16
	Offset: 3"	DBZ	604.06		6.16
	CTC: 10"	US28	264.63		4.24
	Fasteners: Type 7 & (2) Type 1	US32	556.19		10.31
	Handing Required	US32D	463.47		8.69
	Additional bars by quotation				
*Add per linear inch or fraction thereof					
Standard fastening method					



Description	Finish	2022 List	Case Qty.	CTC Over 36"
159V				
Offset Push/Pull Set	US3	543.34	1	6.16
Material: Brass, bronze, aluminum, stainless steel	US4	589.28		6.16
Bar Stock: 1" Round	US10	612.06		6.16
Projection: 2-1/2"	DBZ	612.06		6.16
Offset: 3"	US28	317.11		4.24
CTC: 10"	US32	600.44		10.31
Fasteners: Type 7 & (2) Type 5	US32D	507.95		8.69
Handing Required				
Additional bars by quotation				
*Add per linear inch or fraction thereof				
Fully concealed fastening method				



160B				
Offset Push/Pull Set	US3	582.74	1	6.16
Material: Brass, bronze, aluminum, stainless steel	US4	626.22		6.16
Bar Stock: 1" Round	US10	649.15		6.16
Projection: 2-1/2"	DBZ	649.15		6.16
Offset: 3"	US28	372.59		4.24
CTC: 12"	US32	653.15		10.31
Fasteners: Type 7 & (2) Type 8	US32D	542.04		8.69
Handing Required				
Additional bars by quotation				
*Add per linear inch or fraction thereof				
For tempered glass only				



160D				
Offset Push/Pull Set	US3	511.41	1	6.16
Material: Brass, bronze, aluminum, stainless steel	US4	554.89		6.16
Bar Stock: 1" Round	US10	609.06		6.16
Projection: 2-1/2"	DBZ	614.45		6.16
Offset: 3"	US28	275.40		4.24
CTC: 12"	US32	583.74		10.31
Fasteners: Type 7 & (2) Type 1	US32D	472.78		8.69
Handing Required				
Additional bars by quotation				
*Add per linear inch or fraction thereof				
Standard fastening method				







160V				
Offset Push/Pull Set	US3	556.89	1	6.16
Material: Brass, bronze, aluminum, stainless steel	US4	600.44		6.16
Bar Stock: 1" Round	US10	622.37		6.16
Projection: 2-1/2"	DBZ	623.37		6.16
Offset: 3"	US28	333.89		4.24
CTC: 12"	US32	628.30		10.31
Fasteners: Type 7 & (2) Type 5	US32D	517.10		8.69
Handing Required				
Additional bars by quotation				
*Add per linear inch or fraction thereof				
Fully concealed fastening method				

1. U/M is price per hundred square inches.



Trim & Auxiliary

	Description	Finish	2022 List	Case Qty.	CTC Over 36"
	161B				
	Offset Push/Pull Set	US3	577.43	1	6.16
	Material: Brass, bronze, aluminum, stainless steel	US4	626.45		6.16
	Bar Stock: 1" Round	US10	667.00		6.16
	Projection: 2-1/2"	DBZ	667.00		6.16
	Offset: 3"	US28	370.82		4.24
	CTC: 18"	US32	675.08		10.31
	Fasteners: Type 7 & (2) Type 8	US32D	542.73		8.69
	Handing Required				
	Additional bars by quotation				
*Add per linear inch or fraction thereof					
For tempered glass only					
	161D				
	Offset Push/Pull Set	US3	540.34	1	6.16
	Material: Brass, bronze, aluminum, stainless steel	US4	586.21		6.16
	Bar Stock: 1" Round	US10	629.07		6.16
	Projection: 2-1/2"	DBZ	629.07		6.16
	Offset: 3"	US28	300.95		4.24
	CTC: 18"	US32	639.45		10.31
	Fasteners: Type 7 & (2) Type 1	US32D	512.26		8.69
	Handing Required				
	Additional bars by quotation				
*Add per linear inch or fraction thereof					
Standard fastening method					
	161V				
	Offset Push/Pull Set	US3	580.51	1	6.16
	Material: Brass, bronze, aluminum, stainless steel	US4	631.91		6.16
	Bar Stock: 1" Round	US10	674.85		6.16
	Projection: 2-1/2"	DBZ	674.85		6.16
	Offset: 3"	US28	483.78		4.24
	CTC: 18"	US32	683.78		10.31
	Fasteners: Type 7 & (2) Type 5	US32D	544.81		8.69
	Handing Required				
	Additional bars by quotation				
*Add per linear inch or fraction thereof					
Fully concealed fastening method					
	164B				
	Push/Pull Set	US3	1,026.51	1	12.31
	Material: Brass, bronze, aluminum, stainless steel	US4	1,068.14		12.31
	Bar Stock: 1-1/4" Round	US10	1,088.30		12.31
	Projection: 3"	DBZ	1,088.30		12.31
	CTC: 12"	US28	808.67		8.38
	Fasteners: Type 7 & (2) Type 8	US32	1081.99		19.86
	Additional bars by quotation	US32D	892.77		20.52
	Handing Required				
	Additional bars by quotation				
*Add per linear inch or fraction thereof					
For tempered glass only					



Description	Finish	2022 List	Case Qty.	CTC Over 36"
164D				
Push/Pull Set	US3	933.71	1	12.31
Material: Brass, bronze, aluminum, stainless steel	US4	995.43		12.31
Bar Stock: 1-1/4" Round	US10	995.43		12.31
Projection: 3"	DBZ	995.43		12.31
CTC: 12"	US28	718.41		8.38
Fasteners: Type 7 & (2) Type 1	US32	892.77		19.86
Additional bars by quotation	US32D	802.51		20.52
*Add per linear inch or fraction thereof				
Standard fastening method				



164V				
Push/Pull Set	US3	1,057.14	1	12.31
Material: Brass, bronze, aluminum, stainless steel	US4	1,057.14		12.31
Bar Stock: 1-1/4" Round	US10	1,078.92		12.31
Projection: 3"	DBZ	1,078.92		12.31
CTC: 12"	US28	778.50		8.38
Fasteners: Type 7 & (2) Type 5	US32	973.88		19.86
Additional bars by quotation	US32D	871.77		20.52
*Add per linear inch or fraction thereof				
Fully concealed fastening method				



165B				
Push/Pull Set	US3	1,088.30	1	12.31
Material: Brass, bronze, aluminum, stainless steel	US4	1,149.86		12.31
Bar Stock: 1-1/4" Round	US10	1,149.86		12.31
Projection: 3"	DBZ	1,149.86		12.31
CTC: 18"	US28	841.68		8.38
Fasteners: Type 7 & (2) Type 8	US32	1027.90		19.86
Additional bars by quotation	US32D	946.79		20.52
*Add per linear inch or fraction thereof				
For tempered glass only				







165D				
Push/Pull Set	US3	995.43	1	12.31
Material: Brass, bronze, aluminum, stainless steel	US4	1,057.14		12.31
Bar Stock: 1-1/4" Round	US10	1,057.14		12.31
Projection: 3"	DBZ	1,057.14		12.31
CTC: 18"	US28	751.49		8.38
Fasteners: Type 7 & (2) Type 1	US32	937.79		19.86
Additional bars by quotation	US32D	847.53		20.52
*Add per linear inch or fraction thereof				
Standard fastening method				

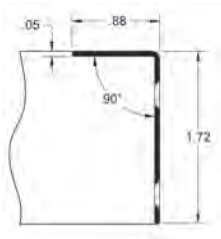
1. U/M is price per hundred square inches.



Trim & Auxiliary

	Description	Finish	2022 List	Case Qty.	CTC Over 36"
	165V				
	Push/Pull Set	US3	1,106.31	1	12.31
	Material: Brass, bronze, aluminum, stainless steel	US4	1,119.08		12.31
	Bar Stock: 1-1/4" Round	US10	1,119.08		12.31
	Projection: 3"	DBZ	1,119.08		12.31
	CTC: 18"	US28	811.51		8.38
	Fasteners: Type 7 & (2) Type 5	US32	1,018.82		19.86
	Additional bars by quotation	US32D	931.79		20.52
	*Add per linear inch or fraction thereof				
	Fully concealed fastening method				
	167B				
	Offset Push/Pull Set	US3	1,205.50	1	12.31
	Material: Brass, bronze, aluminum, stainless steel	US4	1,233.28		12.31
	Bar Stock: 1-1/4" Round	US10	1,267.44		12.31
	Projection: 3"	DBZ	1,267.44		12.31
	Offset: 3-3/4"	US28	901.85		8.38
	CTC: 18"	US32	1,139.17		19.86
	Fasteners: Type 7 & (2) Type 8	US32D	1,006.66		20.52
	Handing Required				
	Additional bars by quotation				
*Add per linear inch or fraction thereof					
For tempered glass only					
	167D				
	Offset Push/Pull Set				
	Material: Brass, bronze, aluminum, stainless steel	US3	1,151.17	1	12.31
	Bar Stock: 1-1/4" Round	US4	1,151.17		12.31
	Projection: 3"	US10	1,211.89		12.31
	Offset: 3-3/4"	DBZ	1,211.89		12.31
	CTC: 18"	US28	811.51		8.38
	Fasteners: Type 7 & (2) Type 1	US32	1,048.91		19.86
	Handing Required	US32D	907.78		20.52
	Additional bars by quotation				
*Add per linear inch or fraction thereof					
Standard fastening method					
	167V				
	Offset Push/Pull Set				
	Material: Brass, bronze, aluminum, stainless steel	US3	1,156.33	1	12.31
	Bar Stock: 1-1/4" Round	US4	1,178.41		12.31
	Projection: 3"	US10	1,178.41		12.31
	Offset: 3-3/4"	DBZ	1,178.41		12.31
	CTC: 18"	US28	847.37		8.38
	Fasteners: Type 7 & (2) Type 5	US32	1,079.69		19.86
	Handing Required	US32D	967.57		20.52
	Additional bars by quotation				
*Add per linear inch or fraction thereof					
Fully concealed fastening method					





Description

180H

Door Edgings - Mortise Type
 Material: Aluminum, stainless steel
 Thickness: .045 - .050"
 Fasteners: #6 x 5/8" FPHSMS (Self drilling) #6 x 1" screws available on request.

Standard edge guards made for 1-3/4" +0/-1/32" door thickness. Please provide actual door thickness.
 Cutouts will hand product, specify handling. Other lengths by quotation.

Hinge Cutout (Add to list price) Per Cutout

Bolt Cutout (Add to list price) Per Cutout

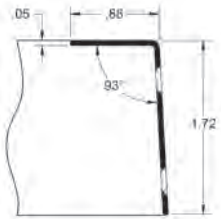
Latch Cutout (Add to list price) Per Cutout

UL Rated (Add to list price)

Finish	2022 List
US28	50.85
US32D	72.03
US28	101.70
US32D	144.05

Case Qty.

10
10



180K

Door Edgings - Mortise Type
 Material: Aluminum, stainless steel
 Thickness: .045 - .050"
 Fasteners: #6 x 5/8" FPHSMS (Self drilling) #6 x 1" screws available on request.

Standard edge guards made for 1-3/4" +0/-1/32" door thickness. Please provide actual door thickness.
 Cutouts will hand product, specify handling. Other lengths by quotation.

Hinge Cutout (Add to list price) Per Cutout

Bolt Cutout (Add to list price) Per Cutout

Latch Cutout (Add to list price) Per Cutout

UL Rated (Add to list price)

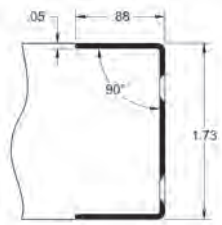
Finish	2022 List
US28	52.26
US32D	81.51
US28	104.47
US32D	162.95

10
10

1. U/M is price per hundred square inches.



Trim & Auxiliary



Description

180M

Door Edgings - Mortise Type
 Material: Aluminum, stainless steel
 Thickness: .045 - .050"
 Fasteners: #6 x 5/8" FPHSMS (Self drilling) #6 x 1" screws available on request.

Standard edge guards made for 1-3/4" +0/-1/32" door thickness. Please provide actual door thickness.
 Cutouts will hand product, specify handling. Other lengths by quotation.

Hinge Cutout (Add to list price) Per Cutout

Bolt Cutout (Add to list price) Per Cutout

Latch Cutout (Add to list price) Per Cutout

UL Rated (Add to list price)

≤42"

>42" - 96"

Finish

2022 List

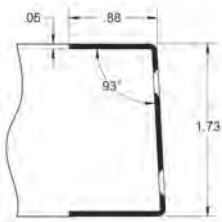
Case Qty.

US28	81.51
US32D	107.30
US28	162.95
US32D	214.60

US28	34.72
US32D	34.72
US28	34.72
US32D	34.72
US28	34.72
US32D	34.72
US32D	20.99

10

10



180P

Door Edgings - Mortise Type
 Material: Aluminum, stainless steel
 Thickness: .045 - .050"
 Fasteners: #6 x 5/8" FPHSMS (Self drilling) #6 x 1" screws available on request.

Standard edge guards made for 1-3/4" +0/-1/32" door thickness. Please provide actual door thickness.
 Cutouts will hand product, specify handling. Other lengths by quotation.

Hinge Cutout (Add to list price) Per Cutout

Bolt Cutout (Add to list price) Per Cutout

Latch Cutout (Add to list price) Per Cutout

UL Rated (Add to list price)

≤42"

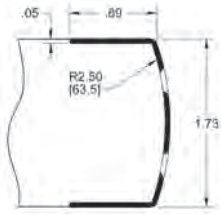
>42" - 96"

US28	86.98
US32D	113.46
US28	173.97
US32D	226.85

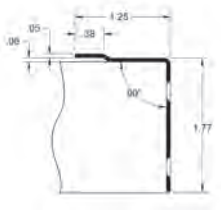
US28	34.72
US32D	34.72
US28	34.72
US32D	34.72
US28	34.72
US32D	34.72
US32D	20.99

10





Description	Finish	2022 List	Case Qty.
180Q			
Door Edgings - Mortise Type	US28	110.25	5
Material: Aluminum, stainless steel	US32D	139.56	
Thickness: .045 - .050"	US28	219.28	
Fasteners: #6 x 5/8" FPHSMS (Self drilling) #6 x 1" screws available on request.	US32D	279.11	
Standard edge guards made for 1-3/4" +0/-1/32" door thickness. Please provide actual door thickness. Cutouts will hand product, specify handling. Other lengths by quotation.			
Hinge Cutout (Add to list price) Per Cutout	US28	34.72	
	US32D	34.72	
Bolt Cutout (Add to list price) Per Cutout	US28	34.72	
	US32D	34.72	
Latch Cutout (Add to list price) Per Cutout	US28	34.72	
	US32D	34.72	
UL Rated (Add to list price)	US32D	20.99	

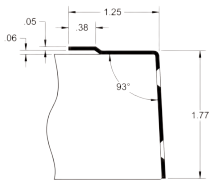


181H			
Door Edgings - Overlap Type	US28	81.51	5
Material: Aluminum, stainless steel	US32D	113.76	
Thickness: .045 - .050"	US28	162.95	
Fasteners: #6 x 5/8" FPHSMS (Self drilling) #6 x 1" screws available on request.	US32D	227.53	
Standard edge guards made for 1-3/4" +0/-1/32" door thickness. Please provide actual door thickness. Cutouts will hand product, specify handling. Other lengths by quotation.			
Hinge Cutout (Add to list price) Per Cutout	US28	34.72	
	US32D	34.72	
Bolt Cutout (Add to list price) Per Cutout	US28	34.72	
	US32D	34.72	
Latch Cutout (Add to list price) Per Cutout	US28	34.72	
	US32D	34.72	
UL Rated (Add to list price)	US32D	20.99	

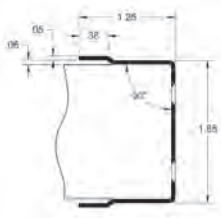
1. U/M is price per hundred square inches.



Trim & Auxiliary



Description	Finish	2022 List	Case Qty.
181K			
Door Edgings - Overlap Type			5
Material: Aluminum, stainless steel	≤42"	US28 76.15	
Thickness: .045 - .050"	US32D	106.50	
Fasteners: #6 x 5/8" FPHSMS (Self drilling) #6 x 1" screws available on request.	>42" - 96"	US28 152.30	5
	US32D	213.06	
Standard edge guards made for 1-3/4" +0/-1/32" door thickness. Please provide actual door thickness. Cutouts will hand product, specify handling. Other lengths by quotation.			
Hinge Cutout (Add to list price) Per Cutout	US28	34.72	
	US32D	34.72	
Bolt Cutout (Add to list price) Per Cutout	US28	34.72	
	US32D	34.72	
Latch Cutout (Add to list price) Per Cutout	US28	34.72	
	US32D	34.72	
UL Rated (Add to list price)	US32D	20.99	



181M			
Door Edgings - Overlap Type			5
Material: Aluminum, stainless steel	≤42"	US28 102.99	
Thickness: .045 - .050"	US32D	130.45	
Fasteners: #6 x 5/8" FPHSMS (Self drilling) #6 x 1" screws available on request.	>42" - 96"	US28 205.92	5
	US32D	260.83	
Standard edge guards made for 1-3/4" +0/-1/32" door thickness. Please provide actual door thickness. Cutouts will hand product, specify handling. Other lengths by quotation.			
Hinge Cutout (Add to list price) Per Cutout	US28	34.72	
	US32D	34.72	
Bolt Cutout (Add to list price) Per Cutout	US28	34.72	
	US32D	34.72	
Latch Cutout (Add to list price) Per Cutout	US28	34.72	
	US32D	34.72	
UL Rated (Add to list price)	US32D	20.99	





Description

181P

Door Edgings - Overlap Type
 U/M - each
 Material: Aluminum, stainless steel
 Thickness: .045 - .050"
 Fasteners: #6 x 5/8" FPHSMS (Self drilling) #6 x 1" screws available on request.

Standard edge guards made for 1-3/4" +0/-1/32" door thickness. Please provide actual door thickness.
 Cutouts will hand product, specify handling. Other lengths by quotation.

Hinge Cutout (Add to list price) Per Cutout

Bolt Cutout (Add to list price) Per Cutout

Latch Cutout (Add to list price) Per Cutout

UL Rated (Add to list price)

Finish	2022 List	Case Qty.
US28	108.16	10
US32D	135.19	
US28	216.32	10
US32D	270.37	
US28	34.72	
US32D	34.72	
US28	34.72	
US32D	34.72	
US32D	20.99	



181Q

Door Edgings - Overlap Type
 Material: Aluminum, stainless steel
 Thickness: .045 - .050"
 Fasteners: #6 x 5/8" FPHSMS (Self drilling) #6 x 1" screws available on request.

Standard edge guards made for 1-3/4" +0/-1/32" door thickness. Please provide actual door thickness.
 Cutouts will hand product, specify handling. Other lengths by quotation.

Hinge Cutout (Add to list price) Per Cutout

Bolt Cutout (Add to list price) Per Cutout

Latch Cutout (Add to list price) Per Cutout

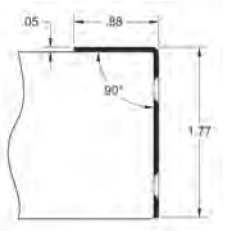
UL Rated (Add to list price)

US28	115.36	5
US32D	130.26	
US28	230.67	5
US32D	260.46	
US28	34.72	
US32D	34.72	
US28	34.72	
US32D	34.72	
US32D	20.99	

1. U/M is price per hundred square inches.



Trim & Auxiliary



Description

182H

Door Edgings - Surface
 Non-Mortise Type
 Material: Aluminum, stainless steel
 Thickness: .045 - .050"
 Fasteners: #6 x 5/8" FPHSMS (Self drilling) #6 x 1" screws available on request.

Standard edge guards made for 1-3/4" +0/-1/32" door thickness. Please provide actual door thickness.
 Cutouts will hand product, specify handling. Other lengths by quotation.

Hinge Cutout (Add to list price) Per Cutout

Bolt Cutout (Add to list price) Per Cutout

Latch Cutout (Add to list price) Per Cutout

UL Rated (Add to list price)

≤42"

>42" - 96"

Finish

2022 List

Case Qty.

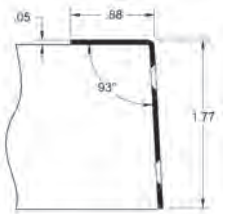
US28	48.94
US32D	76.15
US28	97.88
US32D	152.30

US28	34.72
US32D	34.72

US28	34.72
US32D	34.72

US28	34.72
US32D	34.72

US32D	20.99
-------	-------



182K

Door Edgings - Surface
 Non-Mortise Type
 Material: Aluminum, stainless steel
 Thickness: .045 - .050"
 Fasteners: #6 x 5/8" FPHSMS (Self drilling) #6 x 1" screws available on request.

Standard edge guards made for 1-3/4" +0/-1/32" door thickness. Please provide actual door thickness.
 Cutouts will hand product, specify handling. Other lengths by quotation.

Hinge Cutout (Add to list price) Per Cutout

Bolt Cutout (Add to list price) Per Cutout

Latch Cutout (Add to list price) Per Cutout

UL Rated (Add to list price)

≤42"

>42" - 96"

US28	52.26
US32D	62.18
US28	104.47
US32D	124.41

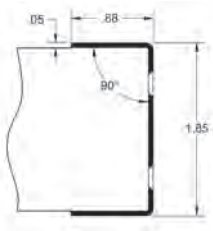
US28	34.72
US32D	34.72

US28	34.72
US32D	34.72

US28	34.72
US32D	34.72

US32D	20.99
-------	-------





Description	Finish	2022 List	Case Qty.
182M			
Door Edgings - Surface	US28	82.00	10
Non-Mortise Type	US32D	107.30	
Material: Aluminum, stainless steel	US28	164.00	10
Thickness: .045 - .050"	US32D	214.60	
Fasteners: #6 x 5/8" FPHSMS (Self drilling) #6 x 1" screws available on request.			
Standard edge guards made for 1-3/4" +0/-1/32" door thickness. Please provide actual door thickness.			
Cutouts will hand product, specify handling. Other lengths by quotation.			
Hinge Cutout (Add to list price) Per Cutout	US28	34.72	
	US32D	34.72	
Bolt Cutout (Add to list price) Per Cutout	US28	34.72	
	US32D	34.72	
Latch Cutout (Add to list price) Per Cutout	US28	34.72	
	US32D	34.72	
UL Rated (Add to list price)	US32D	20.99	

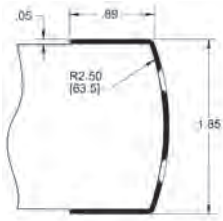


182P			
Door Edgings - Surface	US28	86.98	10
Non-Mortise Type	US32D	113.46	
Material: Aluminum, stainless steel	US28	173.97	10
Thickness: .045 - .050"	US32D	226.85	
Fasteners: #6 x 5/8" FPHSMS (Self drilling) #6 x 1" screws available on request.			
Standard edge guards made for 1-3/4" +0/-1/32" door thickness. Please provide actual door thickness.			
Cutouts will hand product, specify handling. Other lengths by quotation.			
Hinge Cutout (Add to list price) Per Cutout	US28	34.72	
	US32D	34.72	
Bolt Cutout (Add to list price) Per Cutout	US28	34.72	
	US32D	34.72	
Latch Cutout (Add to list price) Per Cutout	US28	34.72	
	US32D	34.72	
UL Rated (Add to list price)	US32D	20.99	

1. U/M is price per hundred square inches.



Trim & Auxiliary



Description	Finish	2022 List	Case Qty.
182Q			
Door Edgings - Surface	US28	110.62	10
Non-Mortise Type	US32D	139.56	
Material: Aluminum, stainless steel			
Thickness: .045 - .050"	US28	221.31	10
Fasteners: #6 x 5/8" FPHSMS (Self drilling) #6 x 1" screws available on request.	US32D	279.11	
Standard edge guards made for 1-3/4" +0/-1/32" door thickness. Please provide actual door thickness.			
Cutouts will hand product, specify handling. Other lengths by quotation.			
Hinge Cutout (Add to list price) Per Cutout	US28	34.72	
	US32D	34.72	
Bolt Cutout (Add to list price) Per Cutout	US28	34.72	
	US32D	34.72	
Latch Cutout (Add to list price) Per Cutout	US28	34.72	
	US32D	34.72	
UL Rated (Add to list price)	US32D	20.99	

Description	Finish	2022 List	Stock No.	Box Qty.	Case Qty.
185G					
Corner Guard	US28	113.27	-	-	-
Material: Aluminum, stainless steel	w/tape				
Size: 3" x 3" x 40"	US32D w/tape	138.29	062999		
Thickness: .050"	US28	74.98	044109		
Fasteners: #6 x 5/8" FPHSMS self drilling	US32D	101.20	087970		
#6 x 1" screws available upon request.					
Other lengths by quotation.					
190L	US10B	39.96	36254	-	100
Foot Pull	US32D	37.80	36255	-	100
Material: Stainless Steel, Steel	BLK	39.96	25126	-	100
Projection: 3"					
Door Thickness: 1-3/4" standard					
Fasteners: Three (3) #12 screws x 1.5" FPHWS					
Three (3) #12-24 sex nuts with 1-9/16" barrel for 1-3/4" door					
Three (3) #12-24 x 1.0" FPHMS					
230W					
Convex Wall Stop	US3	11.39	053679	10	100
Concealed Mounting	US4	14.65	053680		
Material: Cast brass or bronze	US10	14.71	053681		
Stop: Rubber	US10B	14.71	053683		
Diameter: 2-15/32"	US15	20.50	094602		
Projection: 1-3/32"	US15A	20.50	054038		
Fastener: #10 x 1-1/2" PPHWS with plastic and toggle anchor	US19	14.71	073621		
Add optional 230T machine screw with metal toggle nut screwpack - 0.70 each list.	US26	18.34	053682		
	US26D	9.60	053684		





Description	Finish	2022 List	Stock No.	Box Qty.	Case Qty.
232W					
Convex Wall Stop	US3	4.92	051972	10	100
Concealed Mounting	US4	4.92	053231		
Material: Wrought brass, bronze or stainless steel	US5	12.62	072846		
Stop: Rubber	US9	12.50	017030		
Diameter: 2-7/16"	US10	4.92	051973		
Projection: 1"	US10B	4.92	051974		
Fastener: #10 x 1-1/2" PPHWS with plastic and toggle anchor	US15	12.68	046072		
Add optional 230T machine screw with metal toggle nut screwpack - 0.70 each list.	US15A	12.68	062556		
	US19	4.92	071703		
	US26	5.11	051975		
	US26D	4.80	051976		
	US32	12.68	053691		
	US32D	3.51	053678		



234W					
Concave Wall Stop					
Material: Cast brass or bronze	US3	11.39	053227	10	100
Stop: Rubber	US4	14.65	053228		
Diameter: 2-15/32"	US10	14.71	053229		
Projection: 1-3/32"	US10B	14.71	053230		
Fastener: #10 x 1-1/2" PPHWS with plastic and toggle anchor	US15	20.50	094603		
Add optional 230T machine screw with metal toggle nut screwpack - 0.70 each list.	US15A	20.50	054039		
	US19	14.71	067951		
	US26	18.34	053235		
	US26D	9.60	053236		







236W					
Concave Wall Stop					
Material: Wrought brass, bronze or stainless steel	US3	4.92	051977	10	100
Stop: Rubber	US4	4.92	053237		
Diameter: 2-7/16"	US5	12.62	072849		
Projection: 1"	US9	12.50	018702		
Fastener: #10 x 1-1/2" PPHWS with plastic and toggle anchor	US10	4.92	051978		
Add optional 230T machine screw with metal toggle nut screwpack - 0.70 each list.	US10B	4.92	051979		
	US15	12.62	014846		
	US15A	12.62	054522		
	US19	4.92	018437		
	US26	5.11	051980		
	US26D	4.80	051981		
	US32	12.50	053238		
	US32D	3.51	053239		

1. U/M is price per hundred square inches.



Trim & Auxiliary

	Description	Finish	2022 List	Stock No.	Box Qty.	Case Qty.
	241F	US3	8.56	051982	10	100
	Dome Stop - Low	US4	8.43	053259		
	Material: Die cast brass	US5	13.79	072845		
	Base Diameter: 1-11/16"	US9	13.79	056749		
	Base: 1/8" Thick	US10	9.66	051983		
	Height: 1"	US10B	8.50	051984		
	Fastener: #14 x 1-1/2" with plastic anchor	US15	10.53	034785		
	and 1/4-20 x 3/4" FPHMS with lead anchor	US15A	13.79	054041		
		US19	8.50	073625		
		US26	8.43	051985		
		US26D	7.94	052148		
	242F	US3	13.24	075489	10	100
	Dome Stop - Universal	US4	13.24	099613		
	Material: Forged brass	US10B	13.97	075488		
	Base Diameter: 1-11/16"	US15	15.45	094363		
	Base: 7/32" Thick	US19	13.97	095172		
	Height: 1-5/8"	US26	13.60	081314		
	Fastener: #14 x 1-1/2" FPHWS with plastic anchor and 1/4 - 20 x 3/4" FPHMS with lead anchor	US26D	11.70	075487		
Note: Does not work with 246B riser plate.						
	243F	US3	9.66	051986	10	100
	Dome Stop - High	US4	9.66	053268		
	Material: Die cast brass	US5	15.70	077629		
	Base Diameter: 1-11/16"	US9	15.70	056750		
	Base: 7/16" Thick	US10	10.90	052149		
	Height: 1-9/32"	US10B	9.85	052328		
	Fastener: #14 x 1-1/2" FPHWS with plastic anchor and 1/4 - 20 x 1-1/4" FPHMS with lead anchor	US15	11.57	035110		
	Note: To be used independently or with 246B riser plate.	US15A	15.70	054043		
		US19	9.85	068921		
		US26	9.85	052329		
	US26D	8.19	052150			
	244F	US3	28.13	097343	5	50
	Cast Floor Stop	US4	28.13	058458		
	Material: Cast brass	US10	27.58	097344		
	Base: 1-3/4" x 4"	US10B	27.58	097345		
	Base Thickness: 5/32"	US26	28.44	097346		
	O/A Height: 1"	US26D	17.61	097347		
	Fasteners: #14 x 1-1/2" FPHWS with plastic anchor; 1/4 - 20 x 3/4" FPHMS with lead anchor					





Description	Finish	2022 List	Stock No.	Box Qty.	Case Qty.
245F	US10B	39.40	097350	5	50
	US26	39.40	097351		
	US26D	26.29	097352		



246B Dome Stop Riser Plate Material: Brass Diameter: 1-3/4" Base: 3/8" thick For use with 241F or 243F	Mil	7.70	052934	10	100
	US3	4.37	054344		
	US4	4.37	066234		
	US10	4.68	059349		
	US10B	4.68	054443		
	US15	10.16	061758		
	US15A	10.16	054044		
	US19	4.68	054523		
	US26	4.37	066412		
	US26D	3.76	055308		



248G Modern Style Universal Stop Material: Brass w/ gray rubber bumper Diameter: 1-7/16" Height: 1-1/2" Fasteners: 1/4 - 20 x 1" FPHMS with lead anchor; #12 x 1-1/4" FPHWS with plastic anchor	US26D	25.24	159656	10	100
--	-------	-------	--------	----	-----



248F Modern Style Universal Stop Material: Brass w/ black rubber bumper Diameter: 1-7/16" Height: 1-1/2" Fasteners: 1/4 - 20 x 1" FPHMS with lead anchor; #12 x 1-1/4" FPHWS with plastic anchor	US26D	25.24	023442	10	100
---	-------	-------	--------	----	-----




249F L-Shaped Floor Stop Material: Steel with rubber bumper Height: 2-5/8" Base: 1" x 2-1/2" x 7/32" thick Fastener: #14 x 1-1/2" FPHWS with plastic anchor	US2C	10.83	011616	5	50
---	------	-------	--------	---	----

1. U/M is price per hundred square inches.



Trim & Auxiliary

	Description	Finish	2022 List	Stock No.	Box Qty.	Case Qty.
	250W					
	Convex Wall Stop	US3	11.57	052784	20	200
	Material: Cast brass with rubber bumper	US4	11.57	056083		
	Diameter: 1"	US10	12.37	052785		
	Projection: 9/16"	US10B	12.37	052786		
	Fastener: #6 x 3/4" screw w/ anchor and .052" diameter nail	US15	15.88	061694		
		US15A	15.88	054045		
		US19	12.37	054526		
		US26	12.37	052787		
	US26D	12.37	053275			
	251W					
	Concave Wall Bumper	Grey	2.89	052935	20	200
	Material: Adhesive backed rubber					
	Diameter: 1-7/8"					
	Projection: 25/32"					
	252F					
	Floor Stop	US3	30.84	058522	5	50
	Material: Cast brass with rubber bumper	US10	33.30	058523		
	Diameter: 1-9/16" x 2-1/2"	US10B	30.72	058517		
	Height: 2-11/16"	US15	53.62	061610		
	Fastener: 1 ea. 1/4 - 20 x 3/4" FPHMS with lead anchor;	US15A	53.62	054046		
	5/16 - 18 x 2-1/2" stud with lead anchor;	US19	30.72	054531		
	#14 x 1-1/2 FPHWS with plastic anchor	US26	38.48	058518		
	2" max door to floor clearance	US26D	27.58	058519		
	254S					
	Wall Stop and Holder	US3	60.45	097810	5	50
	Material: Cast brass with rubber bumper	US10B	70.61	097813		
	Base Diameter: 2-11/32"	US26D	70.61	097814		
	Base Projection: 3-1/2"					
	Engaged Projection: 5-19/32"					
	Keeper: 1" x 2"					
	Fastener: #10 x 1" FPHWS with plastic anchor					
	254W					
	Wall Stop and Holder	US10	70.61	097806	5	50
	Material: Cast brass with rubber bumper	US10B	70.61	097807		
	Base Diameter: 2-11/32"	US26D	70.61	097809		
	Base Projection: 3-1/2"					
	Engaged Projection: 5-19/32"					
	Keeper: 1" x 2"					
	Fastener: #10 x 1" FPHWS with plastic anchor;					
	5/16 - 18 x 2-1/2" stud with lead anchor					





Description	Finish	2022 List	Stock No.	Box Qty.	Case Qty.
255S					
Wall Stop	US3	36.75	017532	5	50
Material: Cast brass with rubber bumper	US4	36.75	017533		
Base Diameter: 2-11/32"	US10	37.24	094583		
Projection: 3-11/16"	US10B	37.24	017534		
Fastener: #10 x 1" OPHWS with plastic anchor	US15	46.11	061568		
	US26	41.12	017531		
	US26D	26.90	000917		



255W					
Wall Stop	US3	36.75	058532	5	50
Material: Cast brass with rubber bumper	US4	36.75	075493		
Base Diameter: 2-11/32"	US10	37.24	058533		
Projection: 3-11/16"	US10B	37.24	058534		
Fastener: #10 x 1" OPHWS with plastic anchor;	US15	46.11	061567		
5/16" - 18 x 2-1/2" threaded stud, 5/16" lead anchor	US26	41.12	058675		
	US26D	26.90	058535		



256S					
Wall Stop & Holder	US3	66.18	068146	5	50
Material: Cast brass with rubber bumper	US10	52.76	070578		
Base Diameter: 2-1/4"	US10B	55.28	099449		
Engaged Projection: 5-11/16"	US26D	36.14	067225		
Projection: 3-25/32"					
Keeper: 25/32" x 1-1/2"					
Fastener: #10 x 1" OPHWS with plastic anchor					



256W					
Wall Stop & Holder	US3	66.18	058585	5	50
Material: Cast brass with rubber bumper	US10	52.76	058586		
Base Diameter: 2-1/4"	US10B	55.28	058587		
Engaged Projection: 5-11/16"	US15	64.95	060860		
Projection: 3-25/32"	US26	66.18	058520		
Keeper: 25/32" x 1-1/2"	US26D	36.14	058521		
Fastener: #10 x 1" OPHWS with plastic anchor;					
5/16" - 18 x 2-1/2" stud with lead anchor					



257F					
Floor Stop	US3	28.01	058546	5	50
Material: Cast brass with rubber bumper	US10	32.50	058547		
Base: 1-9/16" x 2-15/32"	US10B	28.81	058548		
Height: 2"	US15	53.62	060857		
Fastener: #14 x 1-1/2" FPHWS with plastic anchor;	US15A	53.62	054048		
1/4 - 20 x 3/4" FPHMS with lead anchor;	US19	28.81	054532		
5/16" - 18 x 2-1/2" stud with lead anchor	US26	36.44	058549		
	US26D	25.49	058550		

1. U/M is price per hundred square inches.



Trim & Auxiliary



Description	Finish	2022 List	Stock No.	Box Qty.	Case Qty.
258F					
Floor Stop & Holder	US3	50.85	058551	5	50
Material: Cast brass with rubber bumper	US10	46.29	058552		
Base: 1-9/16" x 2-15/32"	US10B	46.29	058553		
Height: 3"	US15	80.27	060855		
Keeper: 1" x 2"	US26	52.45	058554		
Fasteners: #10 x 1" FPHWS with plastic anchor;	US26D	37.06	058555		
1/4 - 20 x 3/4" FPHMS with lead anchor;					
5/16 - 18 x 2-1/2" stud with lead anchor					



259F					
Tri Base Floor Stop	US10B	32.32	086567	5	50
Material: Cast brass with rubber bumper	US26D	27.21	084984		
Base: 2-1/2" wide x 1-9/16" deep					
Height: 1-11/16"					
Fasteners: #10 x 1-1/4" FPHWS with plastic anchor;					
10 - 32 x 3/4" FPHMS with lead anchor					



259H					
Tri Base Floor Stop - Tall	US26D	30.53	005661	5	50
Material: Cast brass with rubber bumper					
Base: 2-1/2" wide x 1-9/16" deep					
Height: 2-1/4"					
Fasteners: #10 x 1-1/4" FPHWS with plastic anchor;					
10 - 32 x 3/4" FPHMS with lead anchor					



260W					
Angled Wall Stop	US26D	53.74	059730	5	50
Material: Cast brass with rubber bumper					
Base: 2-3/16" wide x 2-15/16" tall					
Projection: 3-21/32"					
Fasteners: #14 x 1-1/2" FPHWS with plastic anchor and					
1/4 - 20 x 3/4" FPHMS with lead anchor					



267F					
Floor Stop	US3	35.52	058536	5	50
Material: Cast brass with rubber bumper	US10	36.75	058537		
Base: 2-1/4"	US10B	36.75	058538		
Height: 3-1/8"	US15	46.11	060853		
Fasteners: #10 x 1" OPHWS with plastic anchor;	US15A	46.11	031421		
5/16" - 18 x 2-1/2" stud with lead anchor	US19	36.75	033541		
	US26	41.12	058539		
	US26D	27.58	058540		





Description	Finish	2022 List	Stock No.	Box Qty.	Case Qty.
267S					
Cast Floor Stop	US3	29.30	097803	5	50
Material: Cast brass with rubber bumper	US10	35.52	097804		
Base: 2-1/4"	US10B	37.06	097800		
Height: 3-1/8"	US15	46.11	060851		
Fasteners: #10 x 1" OPHWS with plastic anchor	US26	41.12	097801		
	US26D	27.58	097802		



268F					
Floor Stop & Holder					
Material: Cast brass with rubber bumper					
Base: 2-1/4"					
Height: 3-19/32"	US3	67.16	058541	5	50
Keeper: 25/32" x 1-1/2"	US10	60.45	058542		
Fasteners: #10 x 1" OPHWS with plastic anchor;	US10B	63.16	058543		
5/16" - 18 x 2-1/2" stud with lead anchor	US15	60.45	075320		
	US19	63.16	054533		
	US26	67.16	058544		
	US26D	37.67	058545		



268S					
Cast Floor Stop & Holder					
Material: Cast brass with rubber bumper	US3	67.16	070926	5	50
Base: 2-1/4"	US10	60.45	088879		
Height: 3-19/32"	US10B	63.16	072110		
Keeper: 25/32" x 1-1/2"	US15	60.45	060840		
Fasteners: #10 x 1" OPHW with plastic anchors	US26	67.16	095114		
	US26D	37.67	068934		



269F					
Heavy Duty Floor Stop					
Material: 5/8" Steel pin with rubber bumper	-	28.63	085062	5	50
Bumper: 1-1/2" high					
Diameter: 2"					
Steel Bolt: 5/8" - 11 x 2-1/2" thread					
Special Grout by others					

1. U/M is price per hundred square inches.



Trim & Auxiliary



Description	Finish	2022 List	Stock No.	Box Qty.	Case Qty.
269T Heavy Duty Floor Stop - Tall Material: 5/8" Steel pin with rubber bumper Bumper: 3-1/2" high Diameter: 2" Steel Bolt: 5/8" - 11 x 2-1/2" thread Special Grout by others	-	36.69	083131	3	30



270C Kick Down Door Holder Material: Cast iron with rubber tip Base: 1-7/16" x 2-1/8" Arm: 3-13/16"	S1	17.18	058588	5	50
Fasteners: #6 x 3/4" OPHTS	S2	17.18	058589		
S1 - Sprayed Alum., S2 - Sprayed Brass, S3 - Sprayed Bronze 270CR replacement rubber tips available, 6 per bag	S3	17.18	058590		



270D Kick Down Door Holder Material: Cast brass with rubber tip Base: 1-19/32" x 1-25/32" Arm: 3-1/2"	US3	34.41	058525	5	50
Fasteners: #6 x 3/4" OPHWS	US10	38.35	058526		
	US10B	33.86	058527		
	US15	53.62	060822		
	US19	33.86	054542		
	US26	50.11	058568		
	US26D	30.90	058569		



270R Replacement Rubber Tips Material: Black rubber For use with 270D or 271D door holders Sold in packs of 10	Rubber	35.15	073663	10	100
---	--------	-------	--------	----	-----



271D Kick Down Door Holder Material: Cast brass with rubber bumper Base: 1-19/32" x 1-25/32" Arm: 4-7/16"	US3	60.45	058570	5	50
Fasteners: #6 x 3/4" OPHWS	US10	60.45	058571		
	US10B	60.45	058564		
	US26	60.45	058565		
	US26D	60.45	058566		






Description	Finish	2022 List	Stock No.	Box Qty.	Case Qty.
271W	US10	39.34	123929	10	50
Roller Bumper	US10B	40.08	123930		
Material: Cast brass or bronze with rubber roller	US26	38.41	123931		
Base: 2"	US26D	29.80	123927		
Projection: 4-1/2"					
Fasteners: #10 x 1" FPHWS with plastic anchor					



272W	US10B	41.86	052781	10	100
Material: Cast brass or bronze with rubber roller	US26	49.74	052782		
Base: 2"	US26D	37.31	052783		
Projection: 6-1/4"					
Fasteners: #10 x 1" FPHWS with plastic anchor					



273W	US10	36.01	043323	5	50
Curved Roller Bumper	US10B	39.34	043327		
Material: Cast brass or bronze with rubber roller	US26	43.09	043324		
Projection: 2-21/32"	US26D	32.93	043328		
Fasteners: #10 x 1" FPHWS with plastic anchor					



274B	US3	7.26	048087	-	10
Door Guard Protective Plate	US4	7.26	046942		
Material: Brass	US10	7.26	048363		
Fasteners: Double sided pressure sensitive tape	US10B	7.26	048365		
To be used with the 274D	US15	7.26	060811		
	US26	7.26	048364		
	US26D	7.26	048366		



274C	Black	2.59	158025	-	50
Shim for Door Guard					
Material: Resilient black rubber, 3/32" thick					
To be used with the 274D					



274D	US3	34.41	158021	5	50
Material: Cast brass	US4	32.50	158022		
Arm Length: 4-1/2"	US10	35.77	158016		
Fasteners; #6 x 3/4" OPHWS; #6 x 1-1/2" OPHWS;	US10B	34.72	158017		
6 - 32 x 1/2" OPHMS	US15	35.77	158018		
	US26	33.06	158019		
	US26D	29.30	158020		

1. U/M is price per hundred square inches.



Trim & Auxiliary



Description	Finish	2022 List	Stock No.	Box Qty.	Case Qty.
275D Surface Bolt - 8" Material: Steel Bolt Size: 1/4" x 3/4" Bolt Throw: 1" Fasteners: #10 x 1-1/4" FPHWS; 10 - 24 x 1" FPHMS Universal and angle strikes included	US3	35.77	058752	1	12
	US10B	36.69	056786		
	US26D	29.30	052287		



276D Surface Bolt - 12" Material: Steel Bolt Size: 1/4" x 3/4" Bolt Throw: 1" Fasteners: #10 x 1-1/4" FPHWS; 10 - 24 x 1" FPHMS Universal and angle strikes included	US3	26.66	083603	1	12
	US10	35.52	025645		
	US10B	39.58	073888		
	US26D	34.04	053325		



277D Privacy Door Latch Material: Cast Zinc Base: 2-5/8" x 1-9/16" Projection: 2-3/16" Fasteners: #12 x 1-3/4" FPHSMS	US3	45.11	161173	1	60
	US4	45.11	161174		
	US10B	49.62	161149		
	US15	39.66	190653		
	US26	42.02	161171		
	US26D	39.66	161172		
	US19	49.62	043187		



277F Privacy Door Guard Bracket Material: Cold Rolled Steel Finish: Primer Gray Fasteners: 12-24 FPH Self-tapping		14.28	63736		
--	--	-------	-------	--	--

277R Release Tool	N/A	32.78	094396	1	
-----------------------------	-----	-------	--------	---	--



Description	Finish	2022 List	Stock No.	Box Qty.	Case Qty.
278D Surface Bolt - 6" Material: Brass Bolt Size: 7/16" Bolt Throw: 31/32" Projection: 3/4" Fasteners: #5 x 5/8" FPHWS Mortise and universal strikes included	US3	25.55	086661	10	100
	US10B	27.76	020392		
	US26D	26.47	086662		



279D Dutch Door Bolt Material: Brass O/A Size: 1-11/16" x 4" Bolt Size: 5/8" half round Bolt Throw: 3/8" Projection: 1-1/4" Knob Diameter: 29/32" Fasteners: #6 x 3/4" FPHWS Universal and angle strikes included	US10B	58.05	023685	10	100
	US26D	58.05	097354		



280X Dust Proof Strike w/ Removable Plate Material: Brass Face Plate: 1-7/16" x 2-29/32" Barrel Diameter: 1" Depth: 2-3/16" Plunger Diameter: 3/4" Fasteners: #8 x 1" FPHWS with plastic anchors; spanner wrench	US3	24.93	052522	10	100
	US4	23.52	053326		
	US9	33.06	021465		
	US10	26.35	052559		
	US10B	25.61	052523		
	US15	31.09	040347		
	US15A	33.06	054052		
	US19	25.61	067955		
	US26	25.49	052839		
	US26D	21.92	052524		



281D Slide Flush Bolt Material: Brass or bronze w/ steel components Face Plate: 3/4" x 6" Bolt Diameter: 1/2" Bolt Throw: 1" Strike: 7/8" x 1-3/4" Rod Backset: 7/16" Fasteners: #6 x 3/4" FPHWS	US3	17.05	056621	10	100
	US4	17.79	056789		
	US5	24.19	035600		
	US10	17.79	052723		
	US10B	17.79	056790		
	US15	24.19	036438		
	US15A	24.19	054055		
	US19	17.79	054545		
	US26	20.62	052525		
	US26D	17.05	056791		

1. U/M is price per hundred square inches.



Trim & Auxiliary



Description	Finish	2022 List	Stock No.	Box Qty.	Case Qty.
282D					
Manual Flush Bolt	US3	25.79	052281	2	80
Metal Doors	US4	25.79	052282		
Material: Brass w/ steel components	US5	42.54	062354		
Face Plate: 1" x 6-3/4"	US9	42.54	083207		
Bolt Throw: 3/4"	US10	26.29	052283		
Bolt Backset: 3/4"	US10B	26.29	052284		
Rod Length: 12"	US15	32.93	040346		
Strike: 15/16" x 2-1/4"	US15A	46.97	054056		
Fasteners: #8 x 3/4" combination screws	US19	26.29	067956		
For use with A115 Frame Preparation	US26	28.44	052285		
282S Strike plate bag and 282P bolt head available	US26D	24.01	052286		
282R Optional rod length available: 18", 24" and 30" (bolt head not included) - \$3.00 net.					
3-hour fire rating on metal doors up to 4 feet wide x 10 feet tall. Priced as each and sold in increments of two.					



283D	US3	39.28	052929	2	40
Manual Flush Bolt	US4	39.28	053328		
Wood Composite Door	US5	78.86	018995		
Material: Brass w/ steel components	US10	39.28	052930		
Face Plate: 1" x 6-25/32"	US10B	38.04	052931		
Bolt Head: 1/2" Square	US15	78.86	060810		
Bolt Throw: 3/4"	US19	38.04	054567		
Bolt Backset: 3/4"	US26	41.00	052932		
Strike: 15/16" x 2-1/4"	US26D	38.04	052933		
Fasteners: #8 x 3/4" combination screws;					
1-1/2 hour fire rating on wood doors up to 4 feet wide x 10 feet tall					



291D	US10B	228.76	006145	1 pr	12 pr
Automatic Flush Bolts	US32D	221.99	006141		
Wood Door					
Material: Stainless steel w/ steel components Face Plate: 1" x 8-1/2"					
Bolt Heads: 1/2" square					
Bolt Throw: 3/4"					
Bolt Backset: 3/4"					
Mortise Strike: 15/16" x 2-1/4"					
280X Dust Proof Strike recommended					
1-1/2 hour fire rating on wood doors up to 4 feet wide x 8 feet tall					



Description	Finish	2022 List	Stock No.	Box Qty.	Case Qty.
292D Automatic Flush Bolts (contains two 292D) Metal Doors Material: Stainless steel/brass w/ steel components Face Plate: 1" x 6-3/4" Bolt Head: 1/2" square Bolt Throw: 3/4" Bolt Backset: 3/4" Fasteners: #8 x 1" combination screws Mortise Strike: 15/16" x 2-1/4" 280X Dust Proof Strike recommended 3 hour fire rating for metal doors up to 4 feet wide x 8 feet tall	US10B US32D	212.26 205.92	006355 006358	1 pr	12 pairs



293D Self-Latching & Automatic Flush Bolts (contains 1 ea 292S & 293S) Metal Doors Material: Stainless steel/brass w/ steel components Face Plate: 1" x 6-3/4" Bolt Head: 1/2" square Bolt Throw: 3/4" Bolt Backset: 3/4" T-Strike: 1-1/8" x 2-3/4" 280X Dust Proof Strike recommended 3-hour fire rating for metal doors up to 4 feet wide x 8 feet tall	US10B US32D	212.26 205.92	005979 005980	1 pr	12 prs
--	----------------	------------------	------------------	------	--------



294D Self-Latching and Automatic Flush Bolts Wood Door Material: Stainless steel w/ steel components Face Plate: 1" x 8-1/2" Bolt Head: 1/2" square Bolt Throw: 3/4" Bolt Backset: 3/4" T-Strike: 1-1/8" x 2-3/4" 280X Dust Proof Strike recommended 1-1/2 hour fire rating on wood doors up to 4 feet wide x 8 feet tall	US10B US32D	228.76 221.99	005630 005624	1 pr	12 prs
---	----------------	------------------	------------------	------	--------

1. U/M is price per hundred square inches.



Trim & Auxiliary



Description	Finish	2022 List	Stock No.	Box Qty.	Case Qty.
295M					
Automatic Flush Bolt w/Fire Bolt	US10B	173.91	006154	1 Set	12 Sets
Metal Doors	US32D	173.91	006155		
Material: Stainless steel with steel components					
Face Plate: 1" x 6-3/4"					
Bolt Head: 1/2" square					
Bolt Throw: 3/4"					
Bolt Backset: 3/4"					
Mortise Strike: 15/16" x 2-1/4"					
3-hour fire rating for metal doors up to 4 feet wide x 8 feet tall					



295W					
Automatic Flush Bolt w/Fire Bolt	US10B	187.33	005625	1 Set	12 Sets
Wood Doors	US32D	187.33	005626		
Material: Stainless steel with steel components					
Face Plate: 1" x 8-1/2"					
Bolt Head: 1/2" square					
Bolt Throw: 3/4"					
Backset: 3/4"					
Mortise Strike: 15/16" x 2-1/4"					
20-minute fire rating for wood doors up to 4 feet wide x 8 feet tall					



296D					
Universal Automatic Flush Bolt Set for Metal & Wood Doors	US10B	418.85	005971	1 pr	24 pairs
Backset: 1-1/2"	US32D	418.85	005966		
Strike: 1-3/32" x 2-1/4" (28 mm x 57 mm)					
3-hour fire rating on metal doors up to 4' wide x 8' tall					
1-1/2 hour fire rating for for wood doors up to 4' wide x 8' tall					



297C					
Carry-Open Bar	US10B	75.72	004950	1	30
Metal: Steel and Stainless Steel	US32D	75.72	004948		
Base: 1-3/4" x 2-7/32"					
Projection: 13/16"					
Fasteners: Two 1/4"-20 x 3/4" PPHMS with Sex Bolts.					
For use on pairs of doors with astragal and 297D-298D coordinator.					







Description	Finish	2022 List	Stock No.	Box Qty.	Case Qty.
297D Coordinator with Filler Bar Material: Steel Base: 1-5/8" x 5/8" If total opening width is different than widths shown, consult Hager Customer Service. If active and inactive doors are unequal in length, consult Hager Customer Service for proper sizing. 60"	Black	150.82	08827	1	6
Coordinator with Filler Bar Material: Steel If total opening width is different than widths shown, consult Hager Customer Service. If active and inactive doors are unequal in length, consult Hager Customer Service for proper sizing. 72"	Black	158.89	08684	1	6
96"	Black	176.86	08681	1	6



297F Filler Bars Material: Steel Thickness: 5/8" standard	Black	31.46	005251	1	40
18-5/8"	Black	43.77	005222	1	20
42-5/8"					



297M Mounting Bracket Material: Aluminum Stop Height: 5/8" Soffit Width: 7/8" to 2-1/4" Note: Priced as each and only sold in multiples of two	Black	36.50	004944	1 pr	24 prs
--	-------	-------	--------	------	--------



297N Mounting Bracket Material: Aluminum Stop Height: 5/8" Soffit Width: 2-1/4" or greater Note: Priced as each and only sold in multiples of two	Black	36.50	004933	1 pr	24 prs
---	-------	-------	--------	------	--------



298D Gravity Coordinator Material: Cast brass w/rubber roller Base: 1-1/8" x 5-1/2" Projection: 7" Fasteners: #12 x 1" OPHWS; #6 x 3/4" FPHWS; #8 x 3/4" FPHWS; #8 x 3/4" TPHWS	US3	101.02	055123	1	10
	US10	100.77	060271		
	US10B	97.76	055124		
	US26D	83.29	055125		

1. U/M is price per hundred square inches.



Trim & Auxiliary



Description	Finish	2022 List	Stock No.	Box Qty.	Case Qty.
300D Chain Door Check Material: Steel chain Base Plate: Cast zinc base, galvanized steel chain, EPDM rubber cover 1-1/2" x 1-1/2" Cover: EDPM Rubber Fasteners: #8 x 1" FPHSMS Optional grommet nut set available (part #1-320-9801)					
25"-1/2'+/- 1/2"	US26D	73.69	063667	1	10
30" +/- 1/2"	US26D	73.69	063668	1	10



301D Residential Hinge Pin Stop Material: Wrought steel with rubber bumpers Features: Works with both 1/4" and 5/16" hinge pins Must purchase a non-NRP hinge for use with this pin stop	US3	5.85	023366	5	50
	US26D	5.85	023363		



303W Handrail Bracket Material: Cast brass Base Diameter: 3-5/32" Base to Center of Rail: 2-3/4" Fasteners: #10 x 1-1/4" FPHWS with plastic anchor; 10 - 24 x 13/16" FPHMS with lead anchors	US26D	104.84	052152	5	50
---	-------	--------	--------	---	----



305D Wire Pull Material: 5/16" brass rod Projection: 1-9/32" Fasteners: 8 - 32 x 1" TPHMS CTC: 3"	US3	12.99	086821	10	100
	US4	13.42	-		
	US10	13.42	020779		
	US26	13.42	086823		
CTC: 3-1/2"	US26D	13.42	086822		
	US3	12.99	086824	10	100
	US4	13.42	007767		
	US10	13.42	089114		
	US26	13.42	086826		
CTC: 4"	US26D	13.42	086825		
	US3	12.99	086827	10	100
	US4	13.42	019788		
	US10	13.42	090240		
	US26	13.42	086829		
	US26D	13.42	086828		





Description	Finish	2022 List	Stock No.	Box Qty.	Case Qty.
307D Metal Frame Silencer Material: Rubber Diameter: 1/2" Projection: 1/8" U/M Bag of 100	Grey	14.04	052527	-	100
308D Wood Frame Silencer Base: 3/8" x 3/4" Projection: 9/64" U/M Bag of 100	Grey	21.05	052526	-	100
310C Conversion Kit Strike: 1-11/16" x 2-1/4" Filler Plate: 1-1/8" x 3-3/8" Fasteners: #10 x 1-1/2" FPHWS; #10 x 1" FPHWS; 8 - 32 x 1/4" FPHMS; 10 - 24 x 1/2" FPHMS Converts Roller Latch to Push Pull Latch	US26D	67.72	711114	5	50
311H Push/Pull Latch Material: Zinc, stainless steel; Door Thickness: 1-3/4"; Bolt Throw: 1/2" Standard Backset: 2-3/4" Standard; 5" Optional; Projection: 2-5/8"; Strike: ASA 1-1/4" x 4-7/8" Standard T-Strike 1-1/8" x 2-3/4" Standard; Horizontal Mounting w/ 5" Backset Options: Engraving Handed: A (Standard) - "PUSH" down; "PULL" down. B - "PUSH" up; "PULL" down. C - "PUSH" up; "PULL" up. D - "PUSH" down; "PULL" up. 2-3/4"					
	US26	305.09	161063	1	10
	US26D	247.84	161064		
	US32	375.89	161067		
	US32D	294.63	161068		
	US26	305.09	161069	1	10
	US26D	247.84	161070		
	US32	375.89	161071		
	US32D	294.63	161072		
5"	US26	363.14	161069	1	10
	US26D	294.93	161066		
	US32	426.06	-		
	US32D	405.74	161073		
Lead Lined 2-3/4"	US26	363.14	-	1	10
	US26D	294.93	161076		
	US32	426.06	-		
	US32D	405.74	161080		






313S Anti-Vandal Trim Material: 11 GA stainless steel Max Projection: 1-7/8" Size: 6-11/32" x 11" Door Thickness: 1-3/4" Fasteners: 1/4 - 20" FPHMS with finish washers Available with latchguard (313L). Cylinder cutout available. Can be used with exit devices and mortise locks.	US32D (Plastisol no longer available)
--	--

Please see the Exit Sections for pricing with Hager Model 4500 Rim Devices. All other combinations, including those with alternate Exit and Lock manufacturers, are priced on application.





1. U/M is price per hundred square inches.



Trim & Auxiliary

	Description	Finish	2022 List	Stock No.	Box Qty.	Case Qty.			
	318D	US3	41.00	055119	1	50			
	Roller Latch	US4	57.93	055120					
	Material: Brass	US10	57.93	055121					
	Latch Faceplate: 1" x 3-3/8"	US10B	42.05	055122					
	Strike: 1-1/4" x 2-3/4"	US15	78.18	078198					
	Strike Thickness: .171"	US19	42.05	054569					
	Max Roller Projection: 3/8"	US26	42.97	055127					
	Fasteners: #8 x 1" FPHWS; 8 - 3/2 x 3/4" FPHMS; #10 x 1-1/2" FPHWS	US26D	34.72	055126					
	<hr/>								
		318S	US3	85.69			087304	1	50
Roller Latch with Stop		US4	85.81	087305					
Material: Brass		US10	85.81	075533					
Latch Face: 1-7/16" x 4-7/16"		US10B	83.29	055304					
Angle Stop: 9/16" x 4-7/16"		US26	93.14	087306					
Strike: 1-1/4" x 2-1/4"		US26D	61.50	055305					
Strike Thickness: .171"									
Max Roller Projection: 3/8"									
Fasteners: 8 - 3/2 x 3/4" FPHMS; #10 x 1-1/2" FPHWS									
<hr/>									
	320R	US3	53.19	049988	1	50			
	Roller Latch	US10	53.19	049987					
	Material: Brass with nylon roller	US10B	56.76	049994					
	Latch Face: 2-1/4" x 1-1/8"	US15	58.48	060809					
	Strike: 1-1/8" x 2-3/4"	US19	56.76	90455					
	Strike Thickness: .058 wrought	US26	53.19	049993					
	Max Roller Projection: 7/16"	US26D	35.09	049995					
	Fasteners: #8 x 1" FPHWS								
<hr/>									
	321R	US3	22.65	055947	1	50			
	Adjustable Ball Catch	US4	22.65	055953					
	Material: Brass with steel ball roller	US10	26.96	055944					
	Latch Face: 1" x 2-1/8"	US10B	26.96	055960					
	Strike: 1-1/2" x 2-1/8"	US15	26.96	075224					
	Strike Thickness: .050"	US15A	26.96	055961					
	Fasteners: #6 FPHWS	US19	26.96	055945					
		US26D	22.65	055963					
	<hr/>								
		322V	US26D	37.37			056478	1	50
Door Knocker w/ 115° Viewer									
Material: Wrought brass					Lettering Available- up to four characters, Arial, 1/2" tall, black - \$6.00 total added to net price.				
Knocker Size: 2-7/32" x 3-1/4"									
Projection: 19/32"									
Fasteners: #6 x 3/4" TPHSMS									



Description	Finish	2022 List	Stock No.	Box Qty.	Case Qty.
 <p>323S Three-Way Ball Catch Material: Brass with Stainless Steel Balls Body: 1/2" x 2-3/16" x 1/2" Strike: 3/8" x 1-3/8" x 5/8"</p>	US26D	23.21	158659	30	300
 <p>324W Light Duty Wall Bumper Material: Brass or bronze Base: 1-1/4" diameter Projection: 3-1/4" Tip Diameter: 5/8" Fasteners: #10 x 7/8" wood thread Replacement rubber tip available (Part # 1-269-3073)</p>	US3	11.39	013810	1	50
	US4	12.19	013811		
	US5	13.60	013814		
	US10	13.60	013809		
	US10B	13.60	013812		
	US15	13.60	040348		
	US15A	13.60	013813		
	US19	13.60	030873		
	US26	11.82	013808		
	US26D	11.82	013807		
 <p>326F Automatic Floor Stop and Holder Material: Cast brass Holder Base: 3-1/16" x 3-1/2" Projection: 1-15/16" Floor Strike: 2" x 4-3/32" Strike Height: 1-1/4" Max Door to Floor Clearance: 1/2" or less Fasteners: 4 ea. 12-24 x 1" TPHMS and #12 x 1" TPHWS; 3 ea. #14 x 1-1/2" FPHWS and anchors; 1/4 - 20 x 3/4" FPHMS with lead anchor</p>	US3	92.40	058510	5	30
	US10	97.45	058511		
	US10B	97.45	058512		
	US26	97.45	058507		
	US26D	97.45	058508		
 <p>326W Automatic Wall Stop and Holder Material: Cast brass Holder Base: 2-13/32" x 2-25/32" Holder Projection: 2-5/16" Engaged Projection: 3-5/8" Strike Base: 1" x 2-1/16" Strike Projection: 2" Fasteners: #10 x 1" OPHWS and anchors; 10 - 24 x 1-1/4" FPHMS</p>	US10	107.73	058514	5	30
	US10B	107.73	058515		
	US26	107.73	058516		
	US26D	107.73	058509		

1. U/M is price per hundred square inches.



Trim & Auxiliary



Description	Finish	2022 List	Stock No.	Box Qty.	Case Qty.
327F					
Automatic Floor Stop and Holder	US3	92.40	034684	5	30
Material: Cast brass	US10B	97.45	076374		
Holder Base: 3-1/16" x 3-1/2"	US26D	97.45	029249		
Projection: 1-15/16"					
Floor Strike: 2" x 4-3/32"					
Strike Height: 1-3/4"					
Max Door to Floor Clearance: 9/16" to 1-1/16"					
Fasteners: 4 ea. x 12-24 x 1" TPHMS and #12 x 1" TPHWS;					
3 ea. #14 x 1-1/2" FPHWS and anchors;					
1/4 - 20 x 3/4" FPHMS with lead anchor					







327W					
Automatic Wall Stop and Holder					
Material: Cast brass					
Holder Base: 3-1/16" x 3-1/2"					
Holder Projection: 1-15/16"	US4	155.01	098619	5	20
Engaged Projection: 3-1/2"	US10	155.01	098617		
Strike Diameter: 2-3/8"	US10B	155.01	098615		
Strike Projection: 3-1/16"	US26D	146.14	098612		
Fasteners: #12 x 1" TPHWS; 12-24 x 1" TPHMS;					
1/4" - 20 x 3/4" FPHMS with lead anchor;					
#14 x 1-1/2" FPHWS					
Strike is adjustable 45° left or right					



328F					
Automatic Floor Stop and Holder					
Material: Cast brass					
Holder Base: 3-1/16" x 3-1/2"					
Projection: 1-15/16"	US3	92.40	043083	5	30
Floor Strike: 2" x 4-3/32"	US10B	97.45	045516		
Strike Height: 2-1/4"	US26D	97.45	032493		
Max Door to Floor Clearance: 1-1/8" to 1-9/16"					
Fasteners: 4 ea. 12-24 x 1" TPHMS and #12 x 1" TPHWS;					
3 ea. #14 x 1-1/2" FPHWS and anchors;					
1/4 - 20 x 3/4" FPHMS with lead anchor					



	Description	Finish	2022 List	Stock No.	Box Qty.	Case Qty.
	329F					
	Automatic Floor Stop and Holder	US3	92.40	078700	5	30
	Material: Cast brass	US10	97.45	040616		
	Holder Base: 3-1/16" x 3-1/2"	US10B	97.45	044158		
	Projection: 1-15/16"	US26	97.45	116003		
	Strike Height: 2-3/4"	US26D	97.45	029252		
	Floor Strike: 2" x 4-3/32" Max Door to Floor Clearance: 1-5/8" to 2-1/16" Fasteners: 4 ea. 12-24 x 1" TPHMS and #12 x 1" TPHWS; 3 ea. #14 x 1-1/2" FPHWS and anchors; 1/4 - 20 x 3/4" FPHMS with lead anchor					
	330D					
	Pocket Door Latch	US3		086840	1	20
	Material: Brass	US5		086841		
	Fits: 1-3/8" - 1-3/4" door	US10B	See Sliding Door Hardware Section for Pricing	056768		
	Size: 2-3/4" x 2-1/2"	US15		078972		
	Finger Pull Extends: 1-3/8"	US15A		054061		
	Fasteners: #6 x 5/8" OPHWS	US19		054570		
	US26		086837			
	US26D		086838			
	330L					
	Privacy Pocket Door Latch	US3		143162	1	20
	Material: Brass	US5		143164		
	Size: 2-3/4" x 2-1/2"	US10	See Sliding Door Hardware Section for Pricing	143165		
	Finger Pull Extends: 1-3/8"	US10B		143158		
	Strike: 1" x 2-1/4"	US15		143159		
	1-3/8" doors	US15A		143160		
Fasteners: #6 x 5/8" OPHWS; #6 x 3/4" FPHWS	US19		143166			
	US26		143167			
	US26D		143161			
	330M					
	Privacy Pocket Door Latch	US3		143172	1	20
	Material: Brass	US5	See Sliding Door Hardware Section for Pricing	143178		
	Size: 2-3/4" x 2-1/2"	US10		143168		
	Finger Pull Extends: 1-3/8"	US10B		143169		
	Strike: 1" x 2-1/4"	US15		143173		
	1-3/4" doors	US15A		143174		
Fasteners: #6 x 5/8" OPHWS; #6 x 3/4" FPHWS	US19		143175			
	US26		143170			
	US26D		143171			

1. U/M is price per hundred square inches.



Trim & Auxiliary



Description	Finish	2022 List	Stock No.	Box Qty.	Case Qty.
334V Door Knocker w/ 115° Viewer Material: Solid cast brass Knocker Size: 3-9/16" x 6-3/4" Fasteners: Two (2) 8-32 x 2 FHMS for standard 1-3/4" doors Two (2) #8 finish washers Two (2) 8-32 x 1-5/8" FHMS for 1-3/8" doors	US3 US4 US10 US10B US26 US26D	49.49 48.32 52.57 52.57 49.49 48.32	185001 185005 185003 185004 185002 185000	1	50
Lettering Available- up to four characters, Arial, 1/2" tall, black - \$6.00 total added to net price. Not available on US10B finish.					
336A 161 Prep - Door Edge Filler Plate Gauge: .134" Size: 1-1/8" x 2-1/4"	Primed steel	3.20	023352	25	100
336B 86 Prep - Door Edge Filler Plate Gauge: .180 Size: 1-1/4" x 8"	Primed steel	5.05	023329	25	100
336C Door Face Filler Plate Gauge: .055" Size: 1-3/4" Diameter	Primed steel	4.25	023346	25	100
336D Door Face Filler Plate Gauge: .055 Size: 2-5/8" Diameter	Primed steel	4.80	023343	25	100
336E Square - Door Edge Filler Plate Gauge: .134 Size: 1-3/4" x 4-1/2"	Primed steel	4.06	023334	25	100
336F Bevel - Door Edge Filler Plate Gauge: .134 Size: 1-1/2" x 4-1/2"	Primed steel	3.88	023332	25	100
336G Square - Door Edge Filler Plate Gauge: .134 Size: 1-3/4" x 5"	Primed steel	4.25	023340	25	100
336H Bevel - Door Edge Shim Filler Plate Gauge: .134 Size: 1-1/2" x 5"	Primed steel	3.76	023336	25	100
336J Frame - Flush Bolt Strike Filler Plate Gauge: .083 Size: 15/16" x 2-1/4"	Primed steel	2.65	023342	25	100

1. U/M is price per hundred square inches.



Description	Finish	2022 List	Stock No.	Box Qty.	Case Qty.
336K Door - Flush Bolt Filler Plate Gauge: .134 Size: 1" x 6-3/4"	Primed steel	4.49	023341	25	100
336L Frame - Hinge Filler Plate Gauge: .134 Size: 1-5/8" x 4-1/2"	Primed steel	3.76	023330	25	100
336M Frame - Hinge Filler Plate Gauge: .134 Size: 1-5/8" x 5"	Primed steel	4.25	023331	25	100
336N 86 to 161 Edge Prep Latch Adapter Filler Plate Gauge: .238 Size: 1-1/4" x 8"	Primed steel	8.99	023351	25	100
336P Frame - Deadlock Strike Filler Plate Gauge: .083 Size: 1-1/8" x 2-3/4"	Primed steel	2.95	082122	25	100
336Q Frame - ASA Strike Filler Plate Gauge: .093 Size: 1-1/4" x 4-7/8"	Primed steel	3.39	023356	25	100
336R Frame - Cylindrical Lock Strike Filler Plate Gauge: .083 Size: 1-1/8" x 2-3/4"	Primed steel	2.83	023354	25	100
337A Template Hinge Shim Gauge: .028 Size: 1-7/16" x 4-1/2"	Primed steel	1.60	023347	100	400
337B Template Hinge Shim Gauge: .065 Size: 1-7/16" x 4-1/2"	Primed steel	2.03	023348	100	400
337C Template Hinge Shim Gauge: .028 Size: 1-7/16" x 5"	Primed steel	2.03	023349	100	400
337D Template Hinge Shim Gauge: .065 Size: 1-7/16" x 5"	Primed steel	2.15	023350	100	400

1. U/M is price per hundred square inches.



Trim & Auxiliary



Description	Finish	2022 List	Stock No.	Box Qty.	Case Qty.
340C Latch Protector Plate without Safety Studs Material: 12 GA steel, stainless steel Size: 3" x 11" For 1-3/4" door thickness Fasteners: 5/16 - 20 x 1-1/2" carriage bolts with sex nuts For use w/ most mortise locks For use w/ cylindrical locksets with 3-3/4" backset or greater.	US32D	35.09	150738	1	10



340D Latch Protector Plate with Frame Pin Material: 12 GA steel, stainless steel Size: 3" x 11" For 1-3/4" door thickness Fasteners: 5/16 - 20 x 1-1/2" carriage bolts with sex nuts For use w/ most mortise locks For use w/ cylindrical locksets with 3-3/4" backset or greater.	US2C	17.73	041188	1	10
	US32D	35.09	002179		



341C Latch Protector Plate w/ Lock Cut Out Without Safety Studs Material: 12 GA steel, stainless steel Size: 3" x 11" For 1-3/4" door thickness Fasteners: 5/16 - 20 x 1-1/2" carriage bolts with sex nuts For use with cylindrical locksets with a 2-3/4" backset.	US32D	35.09	150739	1	10
--	-------	-------	--------	---	----



341D Latch Protector Plate w/ Lock Cut Out with Frame Pin Material: 12 GA steel, stainless steel Size: 3" x 11" For 1-3/4" door thickness Fasteners: 5/16 - 20 x 1-1/2" carriage bolts with sex nuts For use with cylindrical locksets with a 2-3/4" backset.	US2C	17.73	041191	1	10
	US32D	35.09	002180		



342D Latch Protector Plate w/ Escutcheon Cut Out Material: 12 GA steel, stainless steel Size: 3" x 11" For 1-3/4" door thickness Fasteners: 5/16 - 20 x 1-1/2" carriage bolts with sex nuts For use with cylindrical and mortise locksets	US32D	44.26	150740	1	10
---	-------	-------	--------	---	----



345D Latch Protector Plate Material: 12 GA steel, stainless steel Size: 1-5/8" x 10" For 1-3/4" door thickness Fasteners: 5/16-20 x 1-1/2" carriage bolts with sex nuts For use with cylindrical and mortise locksets with standard (not extended lip) strikes	US2C	13.67	041194	1	10
	US32D	26.04	002181		



	Description	Finish	2022 List	Stock No.	Box Qty.	Case Qty.
MEN	350M					
	Lettered Plastic Sign - MEN	Brown (W1) w/ white lettering	20.13	089107	-	5
	Material: .125" thick plastic					
	Lettering: 3/4" Helvetica	Black (W2) w/ white lettering	20.13	092413		
	Size: 2" x 5"	Blue (W3) w/ white lettering	20.13	090948		
	Signs are individually packed in a polybag	Silver (B1) w/ black lettering	20.13	089108		
		Gold (B2) w/ black lettering	20.13	-		
WOMEN	350W					
	Lettered Plastic Sign - WOMEN	Brown (W1) w/ white lettering	22.59	089103	-	5
	Material: .125" thick plastic					
	Lettering: 3/4" Helvetica	Black (W2) w/ white lettering	22.59	092414		
	Size: 2" x 5"	Blue (W3) w/ white lettering	22.59	091068		
	Fasteners: Double sided pressure sensitive tape, or screws (specify)	Silver (B1) w/ black lettering	22.59	089104		
Signs are individually packed in a polybag	Gold (B2) w/ black lettering	22.59	-			
PUSH	350H					
	Lettered Plastic Sign - PUSH	Brown (W1) w/ white lettering	22.59	089109	-	5
	Material: .125" thick plastic					
	Lettering: 3/4" Helvetica	Black (W2) w/ white lettering	22.59	097215		
	Size: 2" x 4"	Blue (W3) w/ white lettering	22.59	032116		
Fasteners: Double sided pressure sensitive tape, or screws (specify)	Silver (B1) w/ black lettering	22.59	089110			
Signs are individually packed in a polybag						
PULL	350L					
	Lettered Plastic Sign - PULL	Brown (W1) w/ white lettering	22.59	089111	-	5
	Material: .125" thick plastic					
	Lettering: 3/4" Helvetica	Black (W2) w/ white lettering	22.59	097216		
	Size: 2" x 4"	Blue (W3) w/ white lettering	22.59	032117		
	Fasteners: Double sided pressure sensitive tape, or screws (specify)	Silver (B1) w/ black lettering	22.59	089106		
Signs are individually packed in a polybag	Gold (B2) w/ black lettering	22.59	024447			

1. U/M is price per hundred square inches.



Trim & Auxiliary

	Description	Finish	2022 List	Stock No.	Box Qty.	Case Qty.
635	350R					
	Lettered Plastic Sign - Number	Brown (W1) w/ white lettering	20.13	000848	-	5
	Material: .125" thick plastic					
	Lettering: 3/4" Helvetica	Black (W2) w/ white lettering	20.13	010640		
	Size: 2" x 4"					
	Fasteners: Double sided pressure sensitive tape, or screws (specify)	Blue (W3) w/ white lettering	20.13	119668		
	Signs are individually packed in a polybag					
	Up to 3 characters (4 additional characters \$6.30)	Silver (B1) w/ black lettering	20.13	067081		
PUSH	351H					
	Lettered Plastic Sign - PUSH	Brown (W1) w/ white lettering	20.13	011628	-	5
	Material: .125" thick plastic					
	Lettering: 3/4" Helvetica	Black (W2) w/ white lettering	20.13	016508		
	Size: 1" x 4-1/2"					
		Fasteners: Double sided pressure sensitive tape, or screws (specify)	Blue (W3) w/ white lettering	20.13	017432	
	Signs are individually packed in a polybag	Silver (B1) w/ black lettering	20.13	097655		
		Gold (B2) w/ black lettering	20.13	009462		
PULL	351L					
	Lettered Plastic Sign - PULL	Brown (W1) w/ white lettering	20.13	011623	-	5
	Material: .125" thick plastic					
	Lettering: 3/4" Helvetica	Black (W2) w/ white lettering	20.13	016509		
	Size: 1" x 4-1/2"					
		Fasteners: Double sided pressure sensitive tape, or screws (specify)	Blue (W3) w/ white lettering	20.13	017433	
	Signs are individually packed in a polybag	Silver (B1) w/ black lettering	20.13	097656		
		Gold (B2) w/ black lettering	20.13	-		



 MEN

Description	Finish	2022 List	Stock No.	Box Qty.	Case Qty.
352M Lettered Plastic Sign - MEN Material: .125" thick plastic Lettering: 3/4" Helvetica Size: 2-1/2" x 6" Fasteners: Double sided pressure sensitive tape, or screws (specify) Signs are individually packed in a polybag	Brown (W1) w/ white lettering	26.22	092362	-	5
	Black (W2) w/ white lettering	26.22	089552		
	Blue (W3) w/ white lettering	26.22	089105		
	Silver (B1) w/ black lettering	26.22	092753		
	Gold (B2) w/ black lettering	26.22	098437		

 WOMEN

352W Lettered Plastic Sign - WOMEN Material: .125" thick plastic Lettering: 3/4" Helvetica Size: 2-1/2" x 7" Fasteners: Double sided pressure sensitive tape, or screws (specify) Signs are individually packed in a polybag	Brown (W1) w/ white lettering	27.52	092363	-	5
	Black (W2) w/ white lettering	27.52	089553		
	Blue (W3) w/ white lettering	27.52	089100		
	Silver (B1) w/ black lettering	27.52	092754		
	Gold (B2) w/ black lettering	27.52	-		

Restroom

354A Lettered Plastic Sign - Restroom Material: .125" thick plastic Lettering: 3/4" Helvetica Size: 2" x 6" Fasteners: Double sided pressure sensitive tape Signs are individually packed in a polybag	Black (W2) w/ white lettering	33.80	024414		5
	Blue (W3) w/ white lettering	33.80	035530		

Restrooms

354B Lettered Plastic Sign - Restrooms Material: .125" thick plastic Lettering: 3/4" Helvetica Size: 2" x 6" Fasteners: Double sided pressure sensitive tape Signs are individually packed in a polybag	Black (W2) w/ white lettering	33.80	049899		5
	Blue (W3) w/ white lettering	33.80	025589		

1. U/M is price per hundred square inches.



Trim & Auxiliary



Description

364N

Lasered International Symbol
No Smoking
Material: .125" thick plastic
Size: 6" x 6"
Fasteners: Pressure sensitive tape standard,
or screws (specify)
Signs are individually packed in a polybag

Color

Red (W4) w/
raised white
symbol

2022 List

40.51

Stock No.

089099

Box Qty.

-

Case Qty.

5



364S

International Handicap Symbol
Material: .0625" thick plastic
Raised HANDICAP symbol
Size: 3" x 3"
Fasteners: Pressure sensitive tape standard,
or screws (specify)
Signs are individually packed in a polybag

Blue (W3) w/
raised white
symbol

24.19

099952

-

5



364M

International Handicap Symbol
Material: .0625" thick plastic
Raised HANDICAP symbol
Size: 4" x 4"
Fasteners: Double sided pressure sensitive tape standard,
or screws (specify)
Signs are individually packed in a polybag

Blue (W3) w/
raised white
symbol

30.23

092522

-

5



364L

International Handicap Symbol
Material: .125" thick plastic
1/32" raised HANDICAP symbol
Size: 6" x 6"
Fasteners: Double sided pressure sensitive tape standard,
or screws (specify)
Signs are individually packed in a polybag

Brown (W1) w/
raised white
symbol

41.68

017405

-

5

Black (W2) w/
raised white
symbol

41.68

098102

Blue (W3) w/
raised white
symbol

41.68

089101





Description	Color	2022 List	Stock No.	Box Qty.	Case Qty.
365M ADA Tactile Signage - MEN Material: .125" thick plastic Grade 2 Braille Translation Size: 6" x 8" Fasteners: Double sided pressure sensitive tape Signs are individually packed in a polybag	Brown (W1) w/ raised white symbol	68.02	089102	-	5
	Black (W2) w/ raised white symbol	68.02	089097		
	Blue (W3) w/ raised white symbol	68.02	089098		



365W ADA Tactile Signage - WOMEN Material: .125" thick plastic Grade 2 Braille Translation Size: 6" x 8" Fasteners: Double sided pressure sensitive tape Signs are individually packed in a polybag	Brown (W1) w/ raised white symbol	71.53	089116	-	5
	Black (W2) w/ raised white symbol	71.53	089117		
	Blue (W3) w/ raised white symbol	71.53	089118		



366R ADA Tactile Signage Room Number Material: .125" thick plastic Grade 2 Braille Translation Size: 2-1/2" x 5" Fasteners: Double sided pressure sensitive tape Up to 3 characters included Add \$6.30 for a fourth character Signs are individually packed in a polybag	Brown (W1) w/ raised white symbol	34.10	113411	-	5
	Black (W2) w/ raised white symbol	34.10	008919		
	Blue (W3) w/ raised white symbol	34.10	008910		



366S ADA Tactile Signage - STAIRS Material: .125" thick plastic Grade 2 Braille Translation Size: 6" x 8" Fasteners: Double sided pressure sensitive tape Signs are individually packed in a polybag	Brown (W1) w/ raised white symbol	60.64	089112	-	5
	Black (W2) w/ raised white symbol	60.64	089113		
	Blue (W3) w/ raised white symbol	60.64	089115		

1. U/M is price per hundred square inches.



Trim & Auxiliary



Description	Color	2022 List	Stock No.	Box Qty.	Case Qty.
368E ADA Tactile Signage - EXIT Material: .125" thick plastic Grade 2 Braille Translation Size: 6" x 8" Fasteners: Double sided pressure sensitive tape Signs are individually packed in a polybag	Brown (W1) w/ raised white symbol	60.64	089119	-	5
	Black (W2) w/ raised white symbol	60.64	090296		
	Blue (W3) w/ raised white symbol	60.64	089088		



368M ADA Tactile Signage - MEN Material: .125" thick plastic Grade 2 Braille Translation Size: 6" x 8" Fasteners: Double sided pressure sensitive tape Signs are individually packed in a polybag	Brown (W1) w/ raised white symbol	71.84	089089	-	5
	Black (W2) w/ raised white symbol	71.84	089456		
	Blue (W3) w/ raised white symbol	71.84	089090		



368W ADA Tactile Signage - WOMEN Material: .125" thick plastic Grade 2 Braille Translation Size: 6" x 8" Fasteners: Double sided pressure sensitive tape Signs are individually packed in a polybag	Brown (W1) w/ raised white symbol	75.41	089092	-	5
	Black (W2) w/ raised white symbol	75.41	090033		
	Blue (W3) w/ raised white symbol	75.41	089093		





Description	Color	2022 List	Stock No.	Box Qty.	Case Qty.
368U ADA Tactile Signage - UNISEX Material: .125" thick plastic Grade 2 Braille Translation Size: 8" x 8" Fasteners: Double sided pressure sensitive tape Signs are individually packed in a polybag	Brown (W1) w/ raised white symbol	83.11	089719	-	5
	Black (W2) w/ raised white symbol	83.11	090224		
	Blue (W3) w/ raised white symbol	83.11	089091		
369L ADA Tactile Signage - ACCESS LEFT Material: .125" thick plastic Grade 2 Braille translation Size: 6" x 8" Fasteners: Double sided pressure sensitive tape Signs are individually packed in a polybag	Brown (W1) w/ raised white symbol	68.02	089094	-	5
	Black (W2) w/ raised white symbol	68.02	094727		
	Blue (W3) w/ raised white symbol	68.02	089095		
369R ADA Tactile Signage - ACCESS RIGHT Material: .125" thick plastic Grade 2 Braille translation Size: 6" x 8" Fasteners: Double sided pressure sensitive tape Signs are individually packed in a polybag	Brown (W1) w/ raised white symbol	68.02	089096	-	5
	Black (W2) w/ raised white symbol	68.02	094726		
	Blue (W3) w/ raised white symbol	68.02	089120		
370M ADA Tactile Signage - RESTROOM MEN Material: 9/16" thick plastic Grade 2 Braille Translation Size: 10-1/2" side Fasteners: Double sided pressure sensitive tape Signs are individually packed in a polybag	Blue (W3) w/ raised white symbol and lettering	41.68	089558	-	5



1. U/M is price per hundred square inches.



Trim & Auxiliary



Description

370U

ADA Tactile Signage - RESTROOM UNISEX
 Material: 9/16" thick plastic
 Grade 2 Braille Translation
 Size: 12" diameter
 Fasteners: Double sided pressure sensitive tape
 Signs are individually packed in a polybag

Color

Blue (W3) w/
 raised white
 symbol and
 lettering

2022 List

41.68

Stock No.

091565

Box Qty.

-

Case Qty.

5



370W

ADA Tactile Signage - RESTROOM WOMEN
 Material: 9/16" thick plastic
 Grade 2 Braille Translation
 Size: 12" diameter
 Fasteners: Double sided pressure sensitive tape
 Signs are individually packed in a polybag

Blue (W3) w/
 raised white
 symbol and
 lettering

41.68

089557

-

5



Description	Finish	2022 List	Stock No.	Box Qty.	Case Qty.
901P Coat Hook - Short single Material: Brass Diameter: 1" Projection: 1-1/4" Fasteners: #14 x 1-1/4" wood thread	US3 US26D	23.21 23.21	004095 006028	1	-
902P Coat Hook - Long Single Material: Brass Diameter: 1" Projection: 2-1/2" Fasteners: #14 x 1-1/4" wood thread	US3 US26D	32.57 32.57	004098 011657	1	12
903P Coat Hook - Long Double Material: Brass Diameter: 1" Projection: 2-1/2" Fasteners: #14 x 1-1/4" wood thread	US3 US26D	44.75 44.75	022247 006364	1	12

1. U/M is price per hundred square inches.



Trim & Auxiliary



Description	Finish	2022 List	Stock No.	Box Qty.	Case Qty.
910P					
Offset Mounting Vertical Pull					
Pull Diameter: 1-1/4"					
Fasteners: 3/8 - 16 FPHMS with finish washers					
Clearance: 1-1/2"					
Projection: 2-3/4"					
Length: 36"	US3	418.36	033176	1	12
CTC: 20"	US4	418.36	117797		
	US10	432.52	045611		
	US10B	432.52	075958		
	US15A	432.52	-		
	US26	432.52	013794		
	US26D	432.52	034212		
	US28	395.40	097652		
	US32D	316.42	034762		
Length: 72"	US3	503.19	199095	1	12
CTC: 56"	US4	503.19	-		
	US10	533.85	126115		
	US10B	533.85	001763		
	US15A	533.85	-		
	US26	533.85	013765		
	US26D	533.85	001766		
	US28	439.48	-		
	US32D	445.45	001767		



Description	Finish	2022 List	Stock No.	Box Qty.	Case Qty.
910B					
Offset Mounting Vertical Pull					
BTB Mounting					
Pull Diameter: 1-1/4"					
Clearance: 1-1/2"					
Projection: 2-3/4"					
Offset: 1-5/8"					
Length: 36"					
CTC: 20"					
	US3	861.78	141396	1	12
	US4	861.78	133716		
	US10	890.03	048451		
	US10B	890.03	043270		
	US15A	890.03	-		
	US26	890.03	-		
	US26D	890.03	048202		
	US28	815.92	167363		
	US32D	657.83	022333		
<hr/>					
Length: 72"	US3	1,031.44	-	1	12
CTC: 56"	US4	1,031.44	193465		
	US10	1,092.63	099392		
	US10B	1,092.63	045049		
	US15A	1,092.63	-		
	US26	1,092.63	145909		
	US26D	1,092.63	095610		
	US28	904.07	043452		
	US32D	915.89	034310		



915P					
Straight Mounting Vertical Pull					
Pull Diameter: 1-1/4"					
Fasteners: 3/8 - 16 FPHMS with finish washers					
Length: 36"					
CTC: 20"					
Clearance: 1-1/2"					
Projection: 2-3/4"					
	US3	395.40	188905	1	12
	US4	395.40	030973		
	US10	417.13	176190		
	US10B	417.13	024013		
	US15A	417.13	142862		
	US26	417.13	114370		
	US26D	417.13	095117		
	US28	302.88	046879		
	US32D	345.35	022924		
<hr/>					
Length: 72"	US3	460.78	-	1	12
CTC: 56"	US4	460.78	093132		
	US10	489.71	-		
	US10B	489.71	047686		
	US15A	489.71	198625		
	US26	489.71	107976		
	US26D	489.71	076713		
	US28	395.40	147145		
	US32D	417.13	033534		

1. U/M is price per hundred square inches.



Trim & Auxiliary



Description	Finish	2022 List	Stock No.	Box Qty.	Case Qty.
-------------	--------	-----------	-----------	----------	-----------

915B
 915B
 Straight Mounting Vertical Pull
 BTB Mounting
 Pull Diameter: 1-1/4"

Length: 36"	US3	815.92	083233	1	12
CTC: 20"	US4	815.92	045884		
Clearance: 1-1/2"	US10	859.38	127056		
Projection: 2-3/4"	US10B	859.38	045158		
	US15A	859.38	160970		
	US26	859.38	042157		
	US26D	859.38	099445		
	US28	630.93	086258		
	US32D	715.82	036192		
Length: 72"	US3	946.61	079229	1	12
CTC: 56"	US4	946.61	030970		
Clearance: 1-1/2"	US10	1,004.35	169505		
Projection: 2-3/4"	US10B	1,004.35	039857		
	US15A	1,004.35	-		
	US26	1,004.35	107975		
	US26D	1,004.35	075209		
	US28	815.92	091752		
	US32D	859.38	038310		



920P
 C-Shaped Pull
 Projection: 2-1/4"
 Base Diameter: 1"
 Clearance: 1-3/4"
 CTC: 8-1/2"
 Fasteners: 3/8 - 16 FPHMS with finish washers

	US3	503.19	175665	1	12
	US4	503.19	023694		
	US10	575.03	068045		
	US10B	575.03	067513		
	US15A	575.03	007029		
	US26	575.03	150521		
	US26D	575.03	127861		
	US28	322.88	192274		
	US32D	489.71	006521		



920B
 C-Shaped Pull
 BTB Mounting
 Projection: 2-1/4"
 Base Diameter: 1"
 Clearance: 1-3/4"
 CTC: 8-1/2"

	US3	1,031.44	073762	1	12
	US4	1,031.44	023825		
	US10	1,175.12	180413		
	US10B	1,175.12	190801		
	US15A	1,175.12	-		
	US26	1,175.12	160784		
	US26D	1,175.12	060870		
	US28	670.88	-092159		
	US32D	1,004.35	028143		



Description	Finish	2022 List	Stock No.	Box Qty.	Case Qty.
921P					
C-Shaped Pull	US3	1,006.20	-	1	12
Projection: 2-1/8"	US4	1,006.20	-		
Clearance: 1-1/2"	US10B	1,006.20	025579		
Offset: 8-1/2"	US15A	1,006.20	-		
CTC: 17-1/2"	US26	1,006.20	-		
Fasteners: 3/8 - 16 FPHMS with finish washers	US26D	1,006.20	059648		
	US32D	948.45	039887		
921B					
C-Shaped Pull	US3	2,037.45	-	1	12
BTB Mounting	US4	2,037.45	-		
Projection: 2-1/8"	US10B	2,037.45	179234		
Clearance: 1-1/2"	US15A	2,037.45	-		
Offset: 8-1/2"	US26	2,037.45	-		
CTC: 17-1/2"	US26D	2,037.45	092126		
	US32D	1,921.90	021628		
922P					
C-Shaped Pull Continuous					
Pull Diameter: 1"					
Projection: 2-1/2"					
Fasteners: 3/8 - 16 FPHMS with finish washers					
Clearance: 1-1/2"					
CTC: 10"	US3	314.08	052183	1	12
	US4	314.08	050741		
	US10	381.86	-		
	US10B	381.86	076741		
	US15A	381.86	-		
	US26	381.86	-		
	US26D	381.86	033046		
	US28	202.22	-		
	US32D	302.88	040459		
CTC: 12"	US3	360.68	-	1	12
	US4	360.68	-		
	US10	403.03	029399		
	US10B	403.03	029237		
	US15A	403.03	-		
	US26	403.03	031122		
	US26D	403.03	033048		
	US28	230.42	097273		
	US32D	331.25	017908		

1. U/M is price per hundred square inches.



Trim & Auxiliary



Description	Finish	2022 List	Stock No.	Box Qty.	Case Qty.
922B					
C-Shaped Pull Continuous					
BTB Mounting					
Pull Diameter: 1"					
Projection: 2-1/2"					
Clearance: 1-1/2"					
CTC: 10"					
	US3	653.21	043544	1	12
	US4	653.21	054798		
	US10	788.65	-		
	US10B	788.65	076740		
	US15A	788.65	-		
	US26	788.65	038676		
	US26D	788.65	028387		
	US28	429.44	047322		
	US32D	630.93	031463		
<hr/>					
CTC: 12"	US3	746.35	025373	1	12
	US4	746.35	049391		
	US10	831.12	-		
	US10B	831.12	031604		
	US15A	831.12	-		
	US26	831.12	-		
	US26D	831.12	054764		
	US28	486.02	-		
	US32D	687.50	032177		



923P					
C-Shaped Pull Flanged					
Pull Diameter: 1"					
Projection: 2-3/4"					
Clearance: 1-3/4"					
Base Diameter: 3/4"					
Fasteners: 3/8 - 16 FPHMS with finish washers					
CTC: 10"					
	US3	359.45	-	1	12
	US4	359.45	-		
	US10	380.63	-		
	US10B	380.63	042387		
	US15A	380.63	-		
	US26	380.63	-		
	US26D	380.63	-		
	US28	201.55	042579		
	US32D	301.77	107215		
<hr/>					
CTC: 12"	US3	387.70	028028	1	12
	US4	387.70	041357		
	US10	403.03	-		
	US10B	403.03	086167		
	US15A	403.03	-		
	US26	403.03	007281		
	US26D	403.03	059492		
	US28	232.20	-		
	US32D	331.25	043111		



Description	Finish	2022 List	Stock No.	Box Qty.	Case Qty.
923B					
C-Shaped Pull Flanged					
BTB Mounting					
Pull Diameter: 1"					
Projection: 2-3/4"					
Clearance: 1-3/4"					
Base Diameter: 3/4"					
CTC: 10"	US3	743.95	-	1	12
	US4	743.95	-		
	US10	786.24	-		
	US10B	786.24	-		
	US15A	786.24	-		
	US26	786.24	-		
	US26D	786.24	027475		
	US28	428.21	087162		
	US32D	628.53	097112		
CTC: 12"	US3	800.53	033306	1	12
	US4	800.53	-		
	US10	831.12	-		
	US10B	831.12	-		
	US15A	831.12	-		
	US26	831.12	-		
	US26D	831.12	100390		
	US28	489.46	-		
	US32D	687.50	032950		
924P					
C-Shaped Pull	US3	445.45	-	1	12
O/A Height: 15"	US4	445.45	-		
Projection: 2-1/2"	US10B	489.71	039224		
Clearance: 1-1/2"	US15A	489.71	-		
Offset: 6-1/2"	US26	489.71	170355		
Fasteners: 3/8 -16 FPHMS with finish washers	US26D	489.71	033435		
	US32D	648.04	091516		
924B					
C-Shaped Pull	US3	915.89	-	1	12
BTB Mounting	US4	915.89	094302		
O/A Height: 15"	US10B	1,004.35	027198		
Projection: 2-1/2"	US15A	1,004.35	113505		
Clearance: 1-1/2"	US26	1,004.35	-		
Offset: 6-1/2"	US26D	1,004.35	034830		
	US32D	1,321.08	073072		



1. U/M is price per hundred square inches.





Description	Finish	2022 List	Stock No.	Box Qty.	Case Qty.
926P					
Curved Shaped Pull					
Base Diameter: 1-1/4"	US3	460.78	-	1	12
Projection: 3"	US4	460.78	-		
Clearance: 1-13/16"	US10B	517.35	000085		
Offset: 5-9/32"					
CTC: 12"					
Pull Diameter: 1-3/16"					
Fasteners: 3/8 - 16 FPHMS with finish washers					



926B					
Curved Shaped Pull					
BTB Mounting	US3	946.61	-	1	12
Base Diameter: 1-1/4"	US4	946.61	-		
Projection: 3"	US10B	1,059.69	-		
Clearance: 1-13/16"					
Offset: 5-9/32"					
CTC: 12"					
Pull Diameter: 1-3/16"					



932P					
S-Shaped Pull	US3	603.84	-	1	12
Projection: 3"	US4	603.84	-		
Clearance: 2"	US10B	661.65	-		
Pull Diameter: 1"	US15A	661.65	-		
Fasteners: 3/8 - 16 FPHMS with finish washers	US26	661.65	-		
	US26D	661.65	-		
	US28	489.71	-		
	US32D	590.36	048039		

1. U/M is price per hundred square inches.





Description	Finish	2022 List	Stock No.	Box Qty.	Case Qty.
932B					
S-Shaped Pull	US26D	2,045.52	-	1	12
BTB Mounting	US32D	1,608.01	-		
Projection: 3"					
Clearance: 2"					
Pull Diameter: 1"					
Fasteners: 3/8 - 16 FPHMS with finish washers					
Note: must specify handing					
933P					
Colonial Style Door Pull	US3	115.61	021632	1	12
Projection: 2-3/16"	US4	101.51	025560		
Pull Diameter: 1"	US10B	136.79	041459		
Base Diameter: 15/16"	US26	136.79	140775		
Fasteners: 3/8 - 16 FPHMS with finish washers					
Clearance: 1-3/16"					
CTC: 6"					
933B					
Colonial Style Door Pull	US3	256.27	-	1	12
BTB Mounting	US4	228.14	-		
Projection: 2-3/16"	US10B	298.63	020879		
Pull Diameter: 1"	US26	298.63	-		
Base Diameter: 15/16"					
Clearance: 1-3/16"					
CTC: 6"					
934P					
Offset Pull					
Projection: 3-1/8"					
Pull Diameter: 1-1/4"					
Base Diameter: 1"					
Clearance: 1-7/8"					
Fasteners: 3/8 - 16 FPHMS with finish washers					
CTC: 12"	US3	417.13	015408	1	12
	US4	417.13	055245		
	US10B	417.13	018229		
	US15A	417.13	022244		
	US26	417.13	024963		
	US26D	417.13	009614		
	US28	412.39	-		
	US32D	503.19	087258		
CTC: 16"	US3	431.84	-	1	12
	US4	431.84	-		
	US10B	431.84	018887		
	US15A	431.84	-		
	US26	431.84	-		
	US26D	431.84	081586		
	US28	424.27	-		
	US32D	520.74	055788		
CTC: 18"	US3	473.09	-	1	12
	US4	473.09	-		
	US10B	473.09	018219		
	US15A	473.09	-		
	US26	473.09	-		
	US26D	473.09	-		
	US28	465.39	-		
	US32D	570.29	089638		

1. U/M is price per hundred square inches.



Trim & Auxiliary



Description	Finish	2022 List	Stock No.	Box Qty.	Case Qty.
934B					
Offset Pull					
BTB Mounting					
Base Diameter: 1"					
Projection: 3-1/8"					
Clearance: 1-7/8"					
Pull Diameter: 1-1/4"					
CTC: 12"	US3	859.38	-	1	12
	US4	859.38	038443		
	US10B	859.38	042701		
	US15A	859.38	-		
	US26	859.38	194305		
	US26D	859.38	-		
	US28	849.90	-		
	US32D	1,031.44	120341		
CTC: 16"	US3	888.86	-	1	12
	US4	888.86	-		
	US10B	888.86	-		
	US15A	888.86	-		
	US26	888.86	-		
	US26D	888.86	-		
	US28	873.54	-		
	US32D	1,066.65	-		
CTC: 18"	US3	971.29	-	1	12
	US4	971.29	-		
	US10B	971.29	-		
	US15A	971.29	-		
	US26	971.29	-		
	US26D	971.29	-		
	US28	955.84	-		
	US32D	1,165.52	-		



936P					
Coat Hook Single/Angled					
Material: Brass					
Base Diameter: 1-15/16"	US3	61.38	021976	1	12
Hook Diameter: 11/16"	US26D	61.38	009820		
Projection: 3-5/16"					



937P					
Coat Hook	US3	62.91	028259	1	12
Material: Brass	US26D	62.91	009821		
Projection: 3-3/4" top hook; 2-1/2" bottom hook					



Description	Finish	2022 List	Stock No.	Box Qty.	Case Qty.
940P Double Coat Hook Material: Brass Top Projection: 3-15/16" Bottom Projection: 2-1/8" Thickness: 1/4" Fasteners: #10 x 1" FPHWS	US3 US26D	22.96 22.96	028110 022327	1	12



941P Single Coat Hook Material: Brass Projection: 2-1/8" Thickness: 1/4" Fasteners: #10 x 1" FPHWS	US3 US26D	21.36 21.36	043274 017192	1	12
--	--------------	----------------	------------------	---	----



945P Double Coat Hook - Surface mounting Material: Brass O/A Height: 5-1/2" Projection: 3-5/16" Fasteners: #10 x 1" FPHWS w/ anchors	US3 US26D	58.30 58.30	041591 -	1	12
--	--------------	----------------	-------------	---	----



946P Double Coat Hook w/ Concealed Mounting Material: Brass O/A Height: 5-1/2" Projection: 3-11/16" Fasteners: #10 x 1" FPHWS w/ anchors	US3 US26D	111.12 111.12	035563 016502	1	12
--	--------------	------------------	------------------	---	----







951P Double Coat Hook/Straight Material: Brass O/A Height: 5-3/4" Projection: 2-3/4"	US3 US26D	111.12 111.12	009815 007030	1	12
---	--------------	------------------	------------------	---	----

1. U/M is price per hundred square inches.



Trim & Auxiliary

	Description	Finish	2022 List	Stock No.	Box Qty.	Case Qty.
	952P					
	Single Coat Hook/Straight Material: Brass O/A Height: 1-15/16" Projection: 2-1/4"	US3 US26D	89.14 89.14	009818 009816	1	12
	956P					
	Double Coat Hook/Angled Material: Brass O/A Height: 5-11/16" Projection: 3-23/32"	US3 US4 US26D	108.16 108.16 108.16	022248 190569 009823	1	12
	957P					
	Coat Hook Materials: Brass Projection: 1-3/4" Base Diameter: 3/4" Fasteners: #10 x 1" wood thread	US3 US26D	27.33 27.33	038315 010738	1	12
	960P					
	Square Tip Pull O/A Height: 16" Base Diameter: 1-1/4" Pull Diameter: 1" Projection: 3-1/4" Clearance: 1-3/4" Fasteners: 3/8 - 16 FPHMS with finish washers CTC: 12"	US3 US4 US10B US15A US26 US26D	546.10 546.10 546.10 546.10 546.10 546.10	009259 038157 011621 013611 020471 015493	1	12
	960B					
	Square Tip Pull BTB Mounting O/A Height: 16" Base Diameter: 1-1/4" Pull Diameter: 1" Projection: 3-1/4" Clearance: 1-3/4" CTC: 12"	US3 US4 US10B US15A US26 US26D	1,117.38 1,117.38 1,117.38 1,117.38 1,117.38 1,117.38	- 044725 075667 - - 069324	1	12



Description	Finish	2022 List	Stock No.	Box Qty.	Case Qty.
962P					
Acorn Tip Pull	US3	517.35	011390	1	12
O/A Height: 16-5/16"	US4	517.35	-		
Base Diameter: 2"	US10B	517.35	030177		
Pull Diameter: 1"	US15A	517.35	018220		
Projection: 3"	US26	517.35	-		
Clearance: 1-7/8"	US26D	517.35	023995		
Fasteners: 3/8 - 16 FPHMS with finish washers					
CTC: 12"					
963P					
Acorn Tip Pull - Offset					
Pull Diameter: 1"					
Fasteners: 3/8 - 16 FPHMS with finish washers					
CTC: 12"	US3	560.87	090673	1	12
	US4	539.70	185396		
	US10B	560.87	093281		
	US15A	560.87	064105		
	US26	560.87	-		
	US26D	560.87	182665		
CTC: 16"	US3	690.58	-	1	12
	US4	654.01	-		
	US10B	690.58	125026		
	US15A	690.58	-		
	US26	690.58	-		
	US26D	690.58	-		
CTC: 18"	US3	696.37	-	1	12
	US4	559.70	080532		
	US10B	701.78	099640		
	US15A	701.78	-		
	US26	701.78	-		
	US26D	701.78	058839		
CTC: 24"	US3	729.30	-	1	12
	US4	692.06	-		
	US10B	729.30	049909		
	US15A	729.30	-		
	US26	729.30	-		
	US26D	729.30	-		
CTC: 30"	US3	758.23	-	1	12
	US4	724.07	-		
	US10B	758.23	049907		
	US15A	758.23	-		
	US26	758.23	-		
	US26D	758.23	-		

1. U/M is price per hundred square inches.



Trim & Auxiliary



Description	Finish	2022 List	Stock No.	Box Qty.	Case Qty.
967P					
Curved Pull	US3	1,365.46	024430	1	12
O/A Height: 20-1/2"	US4	1,365.46	009305		
Clearance: 3-9/16"	US10B	1,580.00	016556		
Projection: 5-9/16"	US15A	1,580.00	-		
Specify handing	US26	1,580.00	-		
Fasteners: 3/8 - 16 FPHMS with finish washers	US26D	1,580.00	008614		



Description	Finish	2022 List	Case Qty.	Over 36"*
970P				
970P	US3	625.51	12	8.00
Push/Pull Set	US4	625.51		8.00
Base Diameter: 1"	US10	625.51		8.00
Pull Projection: 3"	US10B	625.51		8.00
Pull Clearance: 2"	US15A	625.51		8.00
CTC Length: 16-3/4"	US26	625.51		8.00
Push clearance: 1-3/4"	US26D	625.51		8.00
Push projection: 2-3/4"	US32D	603.66		13.40
Fasteners: Type 3 Mounting				
Handing Required				
Additional Bars by Quotation				
*Add per linear inch or fraction thereof				



Description	Finish	2022 List	Stock No.	Box Qty.	Case Qty.
974P					
Door Pull					
Pull Diameter: 1" (25 mm)					
Base Diameter: 2" (51 mm)					
Projection: 2-1/2"					
Fasteners: 3/8 - 16 FPHMS with finish washers					
CTC: 12"	US3	621.02	096812	1	12
	US4	621.02	-		
	US10B	621.02	077525		
	US26	621.02	178427		
	US26D	621.02	067183		
	US32D	621.02	090347		
CTC: 18"	US3	646.32	187112	1	12
	US4	646.32	-		
	US10B	646.32	124873		
	US26	646.32	-		
	US26D	646.32	077942		
	US32D	646.32	008568		
CTC: 24"	US3	675.13	-	1	12
	US4	675.13	057982		
	US10B	675.13	-		
	US26	675.13	-		
	US26D	675.13	118329		
	US32D	675.13	065323		
CTC: 30"	US3	704.00	-	1	12
	US4	704.00	067792		
	US10B	704.00	178035		
	US26	704.00	-		
	US26D	704.00	-		
	US32D	704.00	181045		
CTC: 36"	US3	704.00	-	1	12
	US4	704.00	057981		
	US10B	704.00	199053		
	US26	704.00	-		
	US26D	704.00	117957		
	US32D	704.00	138337		

1. U/M is price per hundred square inches.



Trim & Auxiliary



Description	Finish	2022 List	Stock No.	Box Qty.	Case Qty.
974B					
Door Pull					
BTB Mounting					
Pull Diameter: 1" (25 mm)					
Base Diameter: 2" (51 mm)					
Projection: 2-1/2"					
Fasteners: 3/8 - 16 FPHMS with finish washers					
CTC: 12"	US3	1,267.03	160776	1	12
	US4	1,267.03	181357		
	US10B	1,267.03	094407		
	US26	1,267.03	-		
	US26D	1,267.03	012146		
	US32D	1,267.03	094083		
CTC: 18"	US3	1,317.63	-	1	12
	US4	1,317.63	-		
	US10B	1,317.63	-		
	US26	1,317.63	190940		
	US26D	1,317.63	091914		
	US32D	1,317.63	080540		
CTC: 24"	US3	1,375.44	-	1	12
	US4	1,375.44	-		
	US10B	1,375.44	031371		
	US26	1,375.44	-		
	US26D	1,375.44	-		
	US32D	1,375.44	080541		
CTC: 30"	US3	1,433.06	-	1	12
	US4	1,433.06	067788		
	US10B	1,433.06	-		
	US26	1,433.06	-		
	US26D	1,433.06	107473		
	US32D	1,433.06	124943		
CTC: 36"	US3	1,433.06	162089	1	12
	US4	1,433.06	-		
	US10B	1,433.06	-		
	US26	1,433.06	-		
	US26D	1,433.06	-		
	US32D	1,433.06	091943		

1. U/M is price per hundred square inches.



Description	Finish	2022 List	Stock No.	Box Qty.	Case Qty.
975P					
Vertical Pull					
Pull Diameter: 1"					
Projection: 2.50"					
Fasteners: 3/8 - 16 FPHMS with finish washers					
Length: 36"	US3	340.61	-	1	12
CTC: 20"	US4	340.61	-		
	US10	340.61	-		
	US10B	340.61	042466		
	US15A	340.61	012591		
	US26	340.61	050339		
	US26D	340.61	012278		
	US32D	340.61	010891		
Length: 72"	US3	489.71	119290	1	12
CTC: 56"	US4	489.71	074642		
	US10	489.71	070431		
	US10B	489.71	022804		
	US15A	489.71	012601		
	US26	489.71	030738		
	US26D	489.71	029768		
	US32D	489.71	028382		



975B					
Vertical Pull					
BTB Mounting					
Pull Diameter: 1"					
Projection: 2.50"					
Length: 36"	US3	706.34	101090	1	12
CTC: 20"	US4	706.34	198942		
	US10	706.34	099259		
	US10B	706.34	025610		
	US15A	706.34	-		
	US26	706.34	030737		
	US26D	706.34	021401		
	US32D	706.34	028442		
Length: 72"	US3	1,004.35	-	1	12
CTC: 56"	US4	1,004.35	-		
	US10	1,004.35	-		
	US10B	1,004.35	021488		
	US15A	1,004.35	-		
	US26	1,004.35	030738		
	US26D	1,004.35	021402		
	US32D	1,004.35	021547		

1. U/M is price per hundred square inches.



Trim & Auxiliary



Description	Finish	2022 List	Stock No.	Box Qty.	Case Qty.
976P Door Pull Offset Overall: 29-1/2"; CTC: 19-13/16" Base Diameter: 1-1/4" Pull Diameter: 1-1/4" Projection: 5-3/8" Clearance: 4-1/8" Offset: 1-3/4" Fasteners: 3/8 - 16 FPHMS with finish washers	US32D	752.94	088820	1	12



976B Door Pull Offset Overall: 29-1/2"; CTC: 19-13/16" BTB Mounting Base Diameter: 1-1/4" Pull Diameter: 1-1/4" Projection: 5-3/8" Clearance: 4-1/8" Offset: 1-3/4"	US32D	1,530.94	062051	1	12
--	-------	----------	--------	---	----



980P Segment Shape - Straight Fasteners: 3/8 - 16 FPHMS with finish washers					
CTC: 9"	US3	227.53	-	1	12
Projection: 2-1/2"	US4	227.53	-		
	US10B	227.53	012840		
	US15A	227.53	076601		
	US26	227.53	-		
	US26D	227.53	-		
	US32D	227.53	027302		
CTC: 12"	US3	227.53	-	1	12
	US4	227.53	095352		
	US10B	227.53	083262		
	US15A	227.53	-		
	US26	227.53	014517		
	US26D	227.53	049530		
	US32D	227.53	031717		
CTC: 18"	US3	252.15	-	1	12
	US4	252.15	084595		
	US10B	252.15	012799		
	US15A	252.15	-		
	US26	252.15	-		
	US26D	252.15	057861		
	US32D	252.15	016625		
CTC: 24"	US3	252.15	-	1	12
	US4	252.15	-		
	US10B	252.15	065896		
	US15A	252.15	121326		
	US26	252.15	-		
	US26D	252.15	036275		
	US32D	252.15	024698		



Description	Finish	2022 List	Stock No.	Box Qty.	Case Qty.
980B					
Segment Shape - Straight					
BTB Mounting					
CTC: 9"	US3	480.04	-	1	12
Projection: 2-1/2"	US4	480.04	-		
	US10B	480.04	116185		
	US15A	480.04	114829		
	US26	480.04	-		
	US26D	480.04	-		
	US32D	480.04	083497		
CTC: 12"	US3	480.04	-	1	12
	US4	480.04	-		
	US10B	480.04	101513		
	US15A	480.04	-		
	US26	480.04	-		
	US26D	480.04	039876		
	US32D	480.04	032307		
CTC: 18"	US3	529.35	-	1	12
	US4	529.35	-		
	US10B	529.35	-		
	US15A	529.35	-		
	US26	529.35	-		
	US26D	529.35	044015		
	US32D	529.35	022336		
CTC: 24"	US3	529.35	-	1	12
	US4	529.35	-		
	US10B	529.35	017774		
	US15A	529.35	-		
	US26	529.35	-		
	US26D	529.35	-		
	US32D	529.35	-		

1. U/M is price per hundred square inches.



Trim & Auxiliary



Description	Finish	2022 List	Stock No.	Box Qty.	Case Qty.
981P					
Segment Shape - Offset Pull					
Projection: 2-5/16"					
Fasteners: 3/8 - 16 FPHMS with finish washers					
CTC: 12"	US3	268.71	-	1	12
	US4	268.71	-		
	US10B	268.71	-		
	US15A	268.71	-		
	US26	268.71	-		
	US26D	268.71	-		
	US32D	268.71	-		
CTC: 18"	US3	302.88	-	1	12
	US4	302.88	-		
	US10B	302.88	-		
	US15A	302.88	-		
	US26	302.88	-		
	US26D	302.88	010525		
	US32D	302.88	015619		
CTC: 24"	US3	374.22	-	1	12
	US4	374.22	-		
	US10B	374.22	-		
	US15A	374.22	-		
	US26	374.22	-		
	US26D	374.22	010526		
	US32D	374.22	033975		



Description	Finish	2022 List	Stock No.	Box Qty.	Case Qty.
981B					
Segment Shape - Offset Pull					
BTB Mounting					
Projection: 2-5/16"					
CTC: 12"	US3	562.41	027231	1	12
	US4	562.41	-		
	US10B	562.41	-		
	US15A	562.41	-		
	US26	562.41	-		
	US26D	562.41	-		
	US32D	562.41	-		
	CTC: 18"	US3	630.93	-	1
US4		630.93	050164		
US10B		630.93	001599		
US15A		630.93	188633		
US26		630.93	022355		
US26D		630.93	097705		
US32D		630.93	028505		
CTC: 24"		US3	773.44	-	1
	US4	773.44	-		
	US10B	773.44	085243		
	US15A	773.44	-		
	US26	773.44	049864		
	US26D	773.44	027598		
	US32D	773.44	031349		

1. U/M is price per hundred square inches.



Trim & Auxiliary



Description	Finish	2022 List	Stock No.	Box Qty.	Case Qty.
983P					
Curved Pull					
Base Diameter: 14-1/4"					
Projection: 3-9/16"					
Clearance: 1-7/8"					
Fasteners: 3/8 - 16 FPHMS with finish washers					
Specify handing					
Left Hand	US3	560.87	-	1	12
	US4	560.87	-		
	US10B	603.84	099179		
	US15A	603.84	-		
	US26	603.84	-		
	US26D	603.84	186027		
	US32D	690.58	083105		
Right Hand	US3	560.87	-	1	12
	US4	560.87	-		
	US10B	603.84	140022		
	US15A	603.84	-		
	US26	603.84	-		
	US26D	603.84	105909		
	US32D	690.58	083106		



983B					
Curved Pull					
BTB Mounting					
Base Diameter: 14-1/4"					
Projection: 3-9/16"					
Clearance: 1-7/8"					
Specify handing					
Left Hand	US3	1,146.86	-	1	12
	US4	1,146.86	-		
	US10B	1,232.80	044345		
	US15A	1,232.80	-		
	US26	1,232.80	-		
	US26D	1,232.80	065560		
	US32D	1,406.15	-		
Right Hand	US3	1,146.86	-	1	12
	US4	1,146.86	-		
	US10B	1,232.80	044347		
	US15A	1,232.80	-		
	US26	1,232.80	-		
	US26D	1,232.80	-		
	US32D	1,406.15	085557		



Description	Finish	2022 List	Stock No.	Box Qty.	Case Qty.
984P					
Curved Pull					
Projection: 3"					
Fasteners: 3/8 - 16 FPHMS with finish washers					
CTC: 12"					
	US3	374.22	-	1	12
	US4	374.22	-		
	US10B	374.22	-		
	US15A	374.22	-		
	US26	374.22	060382		
	US26D	374.22	-		
	US32D	466.69	078894		
<hr/>					
CTC: 20"	US3	558.53	-	1	12
	US4	558.53	-		
	US10B	558.53	-		
	US15A	558.53	-		
	US26	558.53	-		
	US26D	558.53	014652		
	US32D	721.67	082549		



984B					
Curved Pull					
BTB Mounting					
Projection: 3"					
CTC: 12"					
	US3	773.44	-	1	12
	US4	773.44	-		
	US10B	773.44	033349		
	US15A	773.44	-		
	US26	773.44	-		
	US26D	773.44	-		
	US32D	958.37	047511		
<hr/>					
CTC: 20"	US3	1,142.18	-	1	12
	US4	1,142.18	-		
	US10B	1,142.18	-		
	US15A	1,142.18	-		
	US26	1,142.18	-		
	US26D	1,142.18	-		
	US32D	1,468.51	-		

1. U/M is price per hundred square inches.



Trim & Auxiliary



Description	Finish	2022 List	Stock No.	Box Qty.	Case Qty.
1442					
Roller Latch with Full Lip Strike					
Material: Forged brass					
Latch Face: 1" x 3-3/8"	US3	41.00	070478	1	12
Strike: 1-11/16" x 2-1/4" x 5/32" thick	US4	57.93	011444		
Max Roller Projection: 3/8"	US10	57.93	011442		
Fasteners: #8 x 1" FPHWS; 8 - 32 x 3/4" FPHMS; #10 x 1-1/2" FPHWS	US10B	43.71	070462		
Non-Ferrous Version available on US3, US10B, US15, and US26D with extended lead time - 13.85 adder	US15	48.63	060770		
(NF) comp	US15A	78.18	054026		
	US19	43.71	054513		
	US26	43.03	064292		
	US26D	34.78	011443		



1443					
Roller Latch w/ ASA Strike					
Material: Forged brass	US3	45.00	061158	1	12
Latch Face: 1" x 3-3/8"	US4	60.58	051299		
Strike: 1-1/4" x 4-7/8" w/ 5/8" Lip	US10B	51.28	061159		
Strike Thickness: .093"	US15	67.96	060765		
Max Roller Projection: 3/8"	US15A	78.18	054032		
Fasteners: 12 - 24 x 1/2" FPHMS; #12 x 3/4" FPHWS; #10 x 1-1/2" FPHWS	US19	51.28	054515		
	US26	57.93	088079		
	US26D	38.29	011446		



Description	Finish	2022 List	Stock No.	Box Qty.	Case Qty.
2610					
Finger Pull	US3		013049	-	500
Material: Brass	US4	See Sliding Door Hardware Section for Pricing	071953		
Overall Diameter: 31/32"	US5		-		
Finger Pull Diameter: 3/4"	US10A		068711		
Pull Clearance: 5/16"	US15		040589		
Projection: 1/32"	US15A		-		
	US26		013047		
	US26D		071169		



2620					
Round Flush Pull	US3	See Sliding Door Hardware Section for Pricing	013081	-	50
Material: Brass	US4		072997		
Overall Diameter: 2-1/16"	US5		072148		
Finger Pull Diameter: 1-11/16"	US10A		072534		
Pull Clearance: 11/32"	US15		072624		
Projection: 5/64"	US15A		072158		
	US26		072554		
	US26D		075322		



2630					
Round Flush Pull	US3	See Sliding Door Hardware Section for Pricing	051919	-	50
Material: Brass	US4		073783		
Overall Diameter: 2-7/16"	US5		053163		
Finger Pull Diameter: 2-1/16"	US10A		073053		
Pull Clearance: 11/32"	US15		073056		
Projection: 3/32"	US15A		005307		
	US26		023430		
	US26D		023431		



2640					
Oblong Flush Pull	US3	See Sliding Door Hardware Section for Pricing	096760	-	50
Material: Brass	US4		075056		
Size: 1-5/16" x 2-3/4"	US5		074270		
Cup Clearance: 5/16"	US10A		074533		
Fasteners: #6 x 5/8" OPHWS	US15		074711		
	US15A		074350		
	US26		026751		
	US26D		074664		

1. U/M is price per hundred square inches.



Trim & Auxiliary



Description	Finish	2022 List	Stock No.	Box Qty.	Case Qty.
9558 Wood Knob Knob Diameter: 1-1/2" Base Diameter: 15/16" Fasteners: #8 x 1-3/4" PPHWS	Wood	See Sliding Door Hardware Section for Pricing	096567	-	100



9566 Knob Material: Zinc Knob Diameter: 1-1/4" Projection: 1" Fasteners: #8 - 32 x 2" PPHMS; #8 - 32 x 1-3/4" PPHMS	US3 US4 US5 US10A US10B US15 US15A US26 US26D	See Sliding Door Hardware Section for Pricing	099824 098635 - 098634 098633 098632 - 098628 098627	-	100
--	---	---	--	---	-----



9567 Rose - For use with 9566 knob Material: Zinc Base Diameter: 1-3/4" Projection: 15/32" Fasteners: #8 - 32 x 2" PPHMS; #8 - 32 x 1-3/4" PPHMS	US3 US4 US5 US10A US10B US15 US15A US26 US26D	See Sliding Door Hardware Section for Pricing	099825 - - - 098624 098623 - 098621 098620	-	100
---	---	---	--	---	-----



9865 Plastic Pull Overall Diameter: 1-31/32" Finger Pull Diameter: 1-19/32" Pull Clearance: 11/32" Projection: 5/64"	Plastic	1.29	098993	-	100
--	---------	------	--------	---	-----



9882 Pocket Door Edge Pull Material: Brass Finger Pull Extends: 3/4" Faceplate: 3/4" x 3-7/8" Fasteners: #6 x 5/8" FPHWS Note: See Sliding Door section for pricing and multiplier.	US3 US10B US26 US26D	18.53 22.41 22.41 22.41	049582 049580 049579 049581	-	100
--	-------------------------------	----------------------------------	--------------------------------------	---	-----



Description	Finish	2022 List	Stock No.	Box Qty.	Case Qty.
9884 Pocket Door Edge Pull Material: Zinc Finger Pull Extends: 1-1/16" Faceplate: 21/32" x 3-1/2" Fasteners: #6 x 5/8" FPHWS Note: See Sliding Door section for pricing and multiplier.	US3	See Sliding Door Hardware Section for Pricing	099056	-	20



Description	Finish	2022 List	Stock No.	Box Qty.	Case Qty.	Disc Code
208 Kick Down Door Holder Material: Aluminum alloy Base: 1-5/8" x 1-7/8" Arm: 3-7/8" Fasteners: #6 x 3/4" FPHWS	US15A/AN	8.62	039115	5	50	485
	US26	8.62	001104			
	US26D	8.62	075679			



209 Floor Door Stop Material: Zinc Height: 1-1/4" Base Diameter: 1-3/32" Tip Diameter: 19/32" Fasteners: #8 x 2" FPHWS U/M - 1 each	US26	1.48	76165	5	50	485
---	------	------	-------	---	----	-----







210 Door Stop - Rigid Material: Zinc Projection: 3" Base Diameter: 1" Tip Diameter: 11/16" Fasteners: #8 x 5/8" wood thread U/M - 1 each	US3	2.40	076443	5	50	485
	US4	2.09	078852			
	US5/ABA	2.22	078854			
	US10A	2.22	075736			
	US10R	2.22	097367			
	US15A/AN	2.22	039117			
	US15	2.22	039118			
	US19	2.05	021943			
	US26	2.15	076171			
	US26D	2.40	076170			

1. U/M is price per hundred square inches.



Trim & Auxiliary

	Description	Finish	2022 List	Stock No.	Box Qty.	Case Qty.	Disc Code
	211						
	Door Stop - Flexible	US3	1.91	076206	10	100	485
	Material: Zinc	US4	1.60	001109			
	Projection: 3-1/8"	US5/ABA	2.09	053162			
	Base Diameter: 1"	US10A	2.09	076199			
	Tip Diameter: 9/16"	US10R	2.09	097368			
	Fasteners: #8 x 3/4" PPHWS	US15A/AN	2.09	039126			
	U/M - 1 each	US15	2.09	039121			
		US26	1.72	076205			
	US26D	1.91	076203				
	212						
	Hinge Pin Door Bumper	US3	2.52	056477	10	100	485
	Material: Zinc	US4	2.40	023084			
	U/M - 1 each	US5/ABA	2.52	023083			
	Adjustable from 180° to 120°	US10A	2.09	076219			
	For use with residential hinges	US10R	2.09	097369			
	Works with 1/4" hinge pins	US15A/AN	2.52	034530			
		US15	2.46	034492			
		US19	2.40	021931			
		US26	1.91	076221			
	US26D	1.91	076220				
	1412						
	Door Guard	US3	10.83	056475	5	50	485
	Arm Length: 4"	ABA	8.37	011433			
	Material: Zinc	US10A	8.37	076222			
	Fasteners: #6 x 3/4" FPHWS	US15A/AN	8.37	035285			
	U/M - 1 each with screws	US15	8.37	035279			
		US26	8.37	011431			
	US26D	10.83	076223				
	1413						
	Flush Bolt - Square Corners	US3	10.96	051915	10	100	485
	Material: Brass w/ steel components	US4	10.96	055562			
	Bolt Diameter: 1/2"	US5/ABA	13.42	051916			
	Bolt Throw: 15/16"	US10A	13.42	-			
	Faceplate: 3/4" x 6"	US10R	13.42	072931			
	Backset: 7/16"	US15A/AN	13.42	035457			
	Strike: 7/8" x 1-3/4"	US15	10.96	035457			
Fasteners: #6 x 3/4" FPHWS	US26	10.96	-				
U/M - 1 each with screws	US26D	10.96	055561				



Description	Finish	2022 List	Stock No.	Box Qty.	Case Qty.	Disc Code
1414						
Flush Bolt	US3	10.96	051917	10	100	485
Material: Brass w/ steel components	US10R	13.42	097374			
Bolt Diameter: 1/2"	US15	10.96	040830			
Bolt Throw: 15/16"	US26D	10.96	055589			
Faceplate: 3/4" x 6"						
Backset: 7/16"						
Strike: 7/8" x 1-3/4"						
Fasteners: #6 x 3/4" FPHWS						
Strikeplate and screws, U/M - 1 each						



1415						
Strike Plate	US3	2.52	081300	100	500	485
Material: Brass	US10A	2.52	081308			
Size: 7/8" x 1-3/4"	US15A/AN	2.52	081311			
Fasteners: #6 x 3/4" FPHWS	US15	2.52	081305			
U/M - 1 each with screws	US26D	2.52	081307			



1416						
Flush Bolt - Single Route	US3	12.99	078952	10	100	485
Material: Brass w/ steel components	US4	12.99	076239			
Bolt Diameter: 5/16"	US5/ABA	15.39	076225			
Backset: 3/8"	US10A	15.39	076236			
Faceplate: 3/4" x 7-1/8"	US10R	15.39	097375			
Strike: 21/32" x 1-1/2"	US15A/AN	15.39	035990			
Bolt Throw: 7/8"	US15	15.39	036004			
Fasteners: #8 x 1-1/2" FPHWS; #6 x 3/4" FPHWS	US26	12.99	076238			
U/M - 1 each with strikeplate and screws	US26D	12.99	076237			



1418						
Flush Bolt with Extension Rod	US3	15.27	068407	10	100	485
Material: Brass w/ steel components	US4	15.27	068337			
Bolt Diameter: 5/16"	US5/ABA	15.27	068263			
Backset: 3/8"	US10A	17.54	068467			
Faceplate: 23/32" x 7-3/8"	US10R	16.81	072930			
Strike: 5/8" x 1-1/2"	US15A/AN	17.54	068249			
Bolt Throw: 3/4"	US15	15.27	068448			
Extended Rod Length: 16"	US26	15.27	068447			
Fasteners: #8 x 1-1/2" FPHWS; #6 x 3/4" FPHWS	US26D	15.27	068436			
U/M - 1 each						






1419						
Flip/Foot Bolt Flush Bolt	US3	12.19	019228	10	100	485
Material: Brass with steel components	US4	12.19	019227			
Faceplate: 3/4" x 7-1/8"	US5/ABA	15.27	019224			
Strike: 5/8" x 1-1/2"	US10R	15.27	019212			
Bolt Diameter: 5/16"	US15	12.19	019231			
Bolt Throw: 3/4"	US26	12.19	019230			
Backset: 5/16"	US26D	12.19	019229			
Fasteners: #8 x 1-1/2" FPHWS; #6 x 3/4" FPHWS						
U/M - 1 each						

1. U/M is price per hundred square inches.



Trim & Auxiliary

	Description	Finish	2022 List	Stock No.	Box Qty.	Case Qty.	Disc Code
	1439 Magnetic Catch Material: Plastic Catch: 1-1/16" x 2" Strike: 7/8" x 1" Fasteners: #6 x 1/2" TPHWS; #4 x 1/2" FPHWS U/M - 1 each with screws	-	2.52	011439	25	100	485
	1446 Ball Catch Material: Zinc Faceplate: 1" x 2-1/4" Strike: 1-3/8" x 2-1/4" Fasteners: #6 FPHWS U/M - 1 each with two strikeplates and screws	US3 US4 US5/ABA US10A US10R US15A/AN US15 US26 US26D	4.86 4.86 5.54 5.54 5.54 5.54 5.54 4.86 4.86	051902 055624 051903 055634 097376 036870 036878 055635 055608	10	50	485
	1447 Drive in Ball Catch Material: Zinc Faceplate: 1" diameter Strike: 1-3/8" x 2-1/4" Fasteners: #6 FPHWS U/M - 1 each with 2 strikeplates and screws	US3 US4 US5/ABA US10A US10R US15A/AN US15 US26 US26D	4.43 4.86 5.54 5.54 5.54 5.54 5.54 4.43 4.86	043896 055638 055636 055639 097377 037445 036882 055640 055637	10	50	485
	1448 Strike Plate for 1446 or 1447 Size: 1-3/8" x 2-1/4" Fasteners: #6 FPHWS U/M - 1 each with screws	US3 US4 US5/ABA US10A US10R US15A/AN US15 US26 US26D	2.52 2.52 2.52 2.52 2.52 2.52 2.52 2.52 2.52	079333 079334 079351 079339 097378 079340 079335 079337 079338	100	500	485
	1449 Drive In Ball Catch for 1448 Material: Zinc Faceplate: 1" diameter U/M - 1 each	US4	2.22	101876	100	300	485



Description	Finish	2022 List	Stock No.	Box Qty.	Case Qty.	Disc Code
1755						
115° One Way Door Viewer	US3	7.76	056866	10	100	485
UL Listed	US4	7.76	011919			485
U/M - 1 each	US5/ABA	7.63	076270			485
90 min. fire rated	US10A	7.63	076272			485
Door Thickness: 1-3/8" - 2-1/8"	US10R	7.63	097475			485
	US15A/AN	7.63	076271			485
	US15	7.63	076276			485
	US26	7.45	076274			485
	US26D	7.51	055225			485



1756						
185° One Way Door Viewer	US3	11.70	011920		50	485
UL Listed	US4	11.70	066884			485
U/M - 1 each	US5/ABA	17.42	072679			485
90 Minute Fire-Rated	US10A	17.42	076442			485
Door Thickness: 1-3/8" - 2-1/8"	US10R	17.42	097476			485
	US15A/AN	17.42	076441			485
	US15	17.42	067422			485
	US19	17.42	021917			485
	US26	17.24	044337			485
	US26D	12.13	086149			485



1758						
115° One Way Door Viewer with Privacy Flap	US3	12.31	146215	10	100	485
Door Thickness: 1-3/8" - 2-1/8"	US10A	12.00	146216			485
UL Listed	US26	12.00	146217			485
U/M - 1 each	US26D	11.94	146218			485
90 Minute Fire-Rated						



1759						
185° One Way Door Viewer with Privacy Flap	US3	16.01	146219		50	485
Door Thickness: 1-3/8" - 2-1/8"	US10A	22.78	146220			485
UL Listed	US26	22.78	146221			485
U/M - 1 each	US26D	15.51	146222			485
90 Minute Fire-Rated						



1765						
Privacy Flap for 115° One Way Viewer 1755	US3	5.97	146207	1	200	485
	US26	5.36	146209			485
	US26D	5.97	146210			485









1766						
Privacy Flap for 185° One Way Viewer 1756	US3	6.83	146211	1	200	485
	US10A	6.34	146212			485
	US26	6.34	146213			485
	US26D	6.65	146214			485

1. U/M is price per hundred square inches.



Trim & Auxiliary

	Description	Finish	2022 List	Stock No.	Box Qty.	Case Qty.	Disc Code
	6211						
	Door Stop Flexible	US3	1.17	056256	-	150	485
	Projection: 3"	US4	0.98	058289			
	Tip Diameter: 7/16"	US5/ABA	1.11	058295			
	Base Diameter: 3/4"	US10A	1.11	056269			
	Fastener: #8 x 11/32" thread	US10R	1.11	097482			
	U/M - 1 each	US15	1.11	040032			
	US26D	1.11	040031				
	6212						
	Hinge Pin Door Bumper	US3	1.42	056320	-	100	485
	U/M - 1 each	US4	1.35	058298			
	Adjustable from 180° to 120°	US5/ABA	1.35	058296			
	For use with residential hinges	US10A	1.35	056321			
	Works with 1/4" hinge pins	US10R	1.35	097483			
		US15A/AN	1.35	056315			
		US15	1.35	040033			
	US26	1.42	056323				
	US26D	1.35	040035				
	6601						
	Handrail Bracket	US3	2.71	011385	-	300	485
	Material: Cast Aluminum	US4	2.71	011380			
	Base to Center of Rail: 2-3/4"	US5/ABA	3.51	011328			
	Projection: 3-1/4"	US10A	3.69	011374			
	Fasteners: #8 x 1-1/2" OPHWS; #8 x 3/4" OPHWS	US10R	3.69	011371			
	U/M - 1 each with screws	US15A/AN	3.51	011327			
		US15	3.51	011335			
	US26	2.71	011332				
	US26D	3.51	011331				
	6610						
	Coat & Hat Hook	US3	1.35	056300	-	100	485
	Max. Projection: 2-13/16"	US4	1.29	058317			
	Min. Projection: 1-5/16"	US5/ABA	1.35	058329			
	Fastener: #6 x 3/4" FPHWS	US10A	1.35	056299			
	U/M - 1 each with screws	US15	1.35	040045			
		US26	1.35	056298			
	US26D	1.35	040046				
	BL6793						
	Pole Sockets	2D	1.91	013512	-	100	485
	Material: Steel						
	U/M - 2 each with screws						
	BL6794						
	Pole Sockets		1.17	013514	-	100	485
	Material: Plastic						
	U/M - 2 each with screws						