



PRICE LIST

Effective March 4, 2023

DETEX[®]
A Century of Security
1923-2023

NOTES

TABLE OF CONTENTS

Finish Cross Reference Chart	7
Order Conditions	8
Warranties	9
Minimum Advertising Policy (MAP)	9
Standards and Certifications	10

Life Safety and Security Door Hardware **ADVANTEK (Superior Heavy Duty Exit Devices)**

Wide Stile Devices

10 Series Rim Device	12
20/21 Series Surface Vertical Rod Device.....	13
27 Series High Security Surface Vertical Rod Device	14
30 Series Mortise Lock Device	15
Outside Trims for 10/20/21/30 Series Devices	16
FSB Levers and Trims	17

Narrow Stile Devices

40 Series Rim Device	18
50/51 Series Surface Vertical Rod Device.....	19
Outside Trims for 40/50/51 Series Devices	20
FSB Levers and Trims	21

Narrow Stile Concealed Vertical Rod Devices

60/61 Series Concealed Vertical Rod Device (aluminum door)...	22
62/63 Series Concealed Vertical Rod Device (hollow metal door)	23
Outside Trims for 60/61/62/63 Series Devices	24
FSB Levers and Trims	25

Wide Stile Concealed Vertical Rod Devices

70/71 Series Concealed Vertical Rod Device (wood door).....	26
80/81 Series Concealed Vertical Rod Device (hollow metal door)	27
82/83 Series Concealed Vertical Rod Device (aluminum door)...	28
87 Series High Security Concealed Vertical Rod Device	29
Outside Trims for 70/71/80/81/82/83 Series Devices	30
FSB Levers and Trims	31
00/01/04/05 Series No Latch Rail/Dummy Rim Device	32
Advantex How To Order Pages	34
Advantex Trim Cross Reference Matrix.....	46
Advantex Exit Device Cross Reference Matrix.....	49
Advantex Electrified Options Cross Reference Matrix.....	50
Electrified Options	51
Advantex Easy Price Reference Chart	60
Parts & Accessories.....	64

TABLE OF CONTENTS (cont'd.)

VALUESERIES® (Premium Economical Exit Devices)

Wide & Narrow Stile Devices

Value Series V40 Rim Device.....	68
Value Series V40xNS Narrow Stile Rim Device	69
Value Series V50/V51 Surface Vertical Rod Device.....	70
Value Series V50xNS/V51xNS Narrow Stile Surface Vertical Rod Device.....	71
Outside Trims for V40/V50/V51 Devices	72
Value Series How To Order Pages	74
Value Series Trim Cross Reference Matrix.....	79
Value Series Exit Device Cross Reference Matrix.....	80
Value Series Electrified Options Cross Reference Matrix	81
Electrified Options	82
Value Series Easy Price Reference Chart	88
Parts & Accessories	90

Series 800

Power Supplies.....	96
Power Supply Logic Controllers	98
Power Supply Accessories	99

Mullions

90 Series	100
-----------------	-----

AO19 SERIES® (Low Energy Automatic Door Operators)

How to Order	102
AO19-1 (Single Door).....	103
AO19-2 (Pair of Doors).....	104
AO19-3 (Double Egress Doors).....	105
AO19 Parts/Accessories.....	107

TABLE OF CONTENTS (cont'd.)

ECL™ (Exit Control Locks)

Exit Control Locks (ECL-230D, ECL-600)	115
Accessories (ECL-230D, ECL-600).....	116
Keepers and Strike Kits	117
Multi-Point Security (ECL-230DxVRA)	118
Exit Control Locks (ECL-230X Single Point Lock)	119
Exit Control Locks (ECL-230X 2-Point Lock)	120
Exit Control Locks (ECL-230X 3-Point Lock)	121
Exit Control Locks Trim (ECL-230X)	122
Hinge Side Bolts (DX1, DX2, DX3)	122
Exit Control Locks Accessories (ECL-230X)	123
Cylinders and Accessories	124
Rim or Mortise Cylinder?	125

EAX® (Exit Alarms)

Exit Alarms - EAX-500	126
Exit Alarms - EAX-2500	127
Exit Alarms - EAX-3500	128
Door Prop Alarms (EAX-300 Series and EAX-411 Series).....	129
Remote Alarms (CS-900 and CS-2900)	130
Door Switches	131
Accessories	132
Power Sources	133

AT-5000 SERIES™

Tailgate Detection	134
--------------------------	-----

TABLE OF CONTENTS (cont'd.)

Miscellaneous

Keyswitches and Covers	136
Motion Sensor	138
Push Buttons	138
Electric Strikes.....	138
Electromagnetic Locks	138
Weatherized Horns/Strobes	138
Relay Kits	139
Power Transfers/Electric Hinges	139
Remote Indicating Panels.....	139

Integrated Door Security Systems

EasyKit[®]















Automatically Operated Doors.....	143
Electrified Dogging	145
Access Control Doors.....	149
Delayed Egress Doors.....	151
Weatherized Delayed Egress Doors	153



Door Closers	155
--------------------	-----

Index	156
Designed Security, Inc. (DSI)	160
Support	162
Helpful Links	163

FINISH CROSS REFERENCE CHART

BHMA	US	Description	BHMA	US	Description
	605 US3	Brass, bright - PVD		628 US28	Aluminum, satin
	606 US4	Brass, satin - PVD		629 US32	Stainless Steel, bright
	611 US9	Bronze, bright - PVD		630 US32D	Stainless Steel, satin
	612 US10	Bronze, satin - PVD		689 SP28	Lacquer-sprayed Aluminum
	613 US10B	Bronze, oil-rubbed		693 SPBLK	Black, painted
	625 US26	Chromium, bright (See Detex trims)		695 SP313	Dark Bronze, painted
	626 US26D	Chromium, satin		711 DC35	Anodized Aluminum, black

ORDER CONDITIONS

Prices: Prices are subject to change without notice. **No prices are guaranteed;** all shipments will be made at prices prevailing at the time of receipt of order.

Terms: Net 45 days. Past due accounts may be subject to a shipping hold.

Acceptance: We reserve the right to decline an order, in whole or part, when the type or quantity of goods or creditworthiness of the purchaser is not satisfactory.

Delivery: All shipments are Ex Works* Factory New Braunfels, Texas. **Freight allowance (ground service only) will be based on individual shipments of \$10,000 or more in the contiguous U.S. and Canada.**

***Ex Works:** It is the buyer's responsibility to get Detex products from the Detex factory to the buyer's warehouse. The buyer can appoint a shipping and freight-forwarding company to collect goods from the Detex factory and transport them to the buyer's warehouse, including insurance of goods.

Returned Goods: Materials may be returned for credit within **six (6) months** of purchase. No goods will be accepted for return unless a **Return Materials Authorization** has been issued. Contact your local representative or factory with requests. **Returns must be unopened and in original packaging.** Credit will be issued at price paid or current price, whichever is lower, less a minimum 25% restocking charge. **Obsolete, discontinued or special products are not returnable.**

Special Order Items: Detex Custom Engineered EasyKits, products made for a specific customer requirement and other specialized one-of-a-kind products are **non-returnable** and **non-cancelable**, and may require a prepayment of 50%. Exit devices can be precut at factory for \$75.

Cancellation & Changes: If orders have been entered for manufacturing, cancellations cannot be accepted without our permission and may be subject to a cancellation charge.

Corrections: We expressly reserve the right to correct clerical, stenographic and other obvious errors at any time.

TOLL FREE FAX NUMBER FOR PLACING ORDERS

1-800-653-3839

**TOLL FREE NUMBER FOR PLACING ORDERS DIRECTLY TO
OUR SALES DEPARTMENT**

1-800-729-3839

or e-mail

sales@detex.com

International e-mail: export@detex.com

For the name of the representative / sales office in your area,
see Local Sales Offices at www.detex.com



Detex products can expose you to chemicals including Chromium (hexavalent compounds) and Lead, which are known to the State of California to cause cancer and birth defects or other reproductive harm. For more information go to www.detex.com/prop65

WARRANTIES

DETEX LIMITED WARRANTY

The Detex product you have purchased is warranted to be free of defects in material and workmanship when properly applied, installed, used and maintained according to Detex installation instructions and maintenance manual. We will guarantee mechanical and electrical components and repair or replace any part that, upon our examination, proves to be defective under normal use and has failed to properly operate as designed. This does not apply to batteries or damage from leaking batteries.

STANDARD WARRANTY PERIOD: 10 years mechanical, 3 years electrical from date of purchase

EXCEPTIONS TO STANDARD WARRANTY PERIOD:

- 3 years mechanical, 1 year electrical on AO19 Low Energy Operators, EAX Exit Alarms, BE Battery Eliminator, Series 800 Power Supplies and Controllers, DTX Access Control and MS Magnetic Switches
- 3 years mechanical on VRA 2-point vertical rods, 90KR and 90 mullions

This warranty will be honored only upon presentation of proof that the product covered thereby was purchased directly from an authorized Detex Distributor. WE SHALL NOT BE LIABLE FOR ANY DIRECT, INCIDENTAL OR CONSEQUENTIAL LOSS OR DAMAGE ARISING OUT OF THE FAILURE OF THIS DEVICE.

NOT UNDER WARRANTY FOR WEATHERIZED AND NON-WEATHERIZED DOOR HARDWARE PRODUCTS

Specifically excluded and not covered under this warranty are (1) the effects of corrosion, erosion and normal wear and tear, (2) cosmetic damage to exit device finishes, including scratches, dents, chips and other similar damage, unless such damage results from defects in materials and workmanship, and (3) exposure to extreme climate changes or harsh chemicals.

The service life and appearance of finishes of most Detex products can be degraded if the product is used in certain environments that are subject to extreme climate changes or exposure to the presence of harsh chemicals. The conscientious performance of a comprehensive maintenance program on a regular basis will help to maximize the service life and preserve the appearance of the product. Information about recommended maintenance procedures can be found at

www.detex.com/maintenance

For full warranty information, including warranty for finish & weatherized products, see www.detex.com/warranty

Minimum Advertised Price (MAP) Policy

Detex has established a Minimum Advertised Price (MAP) policy for select products within this price book.

The MAP policy currently applies to the following products:


V40 EB
ECL-230D
EAX-500

For more information, visit www.detex.com/map

Look for this symbol


MAP Policy Applies
See page 9

STANDARDS AND CERTIFICATIONS

Product	Type	Application	Fire Rated Openings	Certification Listing		Windstorm Listing	Mortise Cylinder Required	Limited Warranty
Advantex								
10 Series	Relatching Lock	Rim Exit	Yes*, 3hr UL Listed	UL Listed panic hardware	4140-0127:0105 3774-0127:0106 3725-0127:0108	FBC**	CD, EA, EI, EE, & EE ER	10/3 years
20 Series	Relatching 2-point Lock	SVR	Yes*, 3hr UL Listed	UL Listed panic hardware	4140-0127:0105 3774-0127:0106 3725-0127:0108	FBC**	CD, EA, EE, & EE ER	10/3 years
21 Series	Relatching Lock	SVR Top Rod Only	Yes*, 3hr UL Listed	UL Listed panic hardware	4140-0127:0105 3774-0127:0106 3725-0127:0108	No	CD, EA, EE, & EE ER	10/3 years
27 Series	Heavy Duty 2-point Relatching Lock	SVR	Yes*, 3hr UL Listed	UL Listed panic hardware	No	FEMA 361***	CD, EA, EE, & EE ER	10/3 years
30 Series	Mortise Lock	Mortise Exit Device	Yes*, 3hr UL Listed	UL Listed panic hardware	4140-0127:0105 3774-0127:0106 3725-0127:0108	No	CD, EA, EE, & EE ER	10/3 years
40 Series	Relatching Lock	Narrow Stile Rim Exit Device	Yes*, 3hr UL Listed	UL Listed panic hardware	4140-0127:0105 3774-0127:0106 3725-0127:0108	FBC**	CD, EA, EI, EE, & EE ER	10/3 years
50 Series	Relatching 2-point Lock	Narrow Stile SVR	Yes*, 3hr UL Listed	UL Listed panic hardware	4140-0127:0105 3774-0127:0106 3725-0127:0108	FBC**	CD, EA, EE, & EE ER	10/3 years
51 Series	Relatching Lock	Narrow Stile SVR Top Rod Only	Yes*, 3hr UL Listed	UL Listed panic hardware	4140-0127:0105 3774-0127:0106 3725-0127:0108	No	CD, EA, EE, & EE ER	10/3 years
60 Series	Relatching 2-point Lock	CVR for Aluminum Doors	Yes*, 3hr UL Listed	UL Listed panic hardware	4140-0127:0110 3774-0127:0106 3725-0127:0108	No	CD, EA, EE, & EE ER	10/3 years
61 Series	Relatching Lock	CVR for Aluminum Doors Top Rod Only	Yes*, 3hr UL Listed	UL Listed panic hardware	4140-0127:0110 3774-0127:0106 3725-0127:0108	No	CD, EA, EE, & EE ER	10/3 years
62 Series	Relatching 2-point Lock	CVR for Hollow Metal Doors	Yes*, 3hr UL Listed	UL Listed panic hardware	4140-0127:0110 3774-0127:0106 3725-0127:0108	No	CD, EA, EE, & EE ER	10/3 years
63 Series	Relatching Lock	CVR for Hollow Metal Doors Top Rod Only	Yes*, 3hr UL Listed	UL Listed panic hardware	4140-0127:0110 3774-0127:0106 3725-0127:0108	No	CD, EA, EE, & EE ER	10/3 years
70 Series	Relatching 2-point Lock	CVR for Wood Doors	Yes* 90 Min WH/ ETL Listed	UL Listed panic hardware	4140-0127:0110 3774-0127:0106 3725-0127:0108	No	CD, EA, EE, & EE ER	10/3 years
71 Series	Relatching Lock	CVR for Wood Doors Top Rod Only	Yes* 90 Min WH/ ETL Listed	UL Listed panic hardware	4140-0127:0110 3774-0127:0106 3725-0127:0108	No	CD, EA, EE, & EE ER	10/3 years
80 Series	Relatching 2-point Lock	CVR for Hollow Metal Doors	Yes*, 3hr UL Listed	UL Listed panic hardware	4140-0127:0110 3774-0127:0106 3725-0127:0108	No	CD, EA, EE, & EE ER	10/3 years
81 Series	Relatching Lock	CVR for Hollow Metal Doors Top Rod Only	Yes*, 3hr UL Listed	UL Listed panic hardware	4140-0127:0110 3774-0127:0106 3725-0127:0108	No	CD, EA, EE, & EE ER	10/3 years
82 Series	Relatching 2-point Lock	CVR for Aluminum Doors	Yes*, 3hr UL Listed	UL Listed panic hardware	4140-0127:0110 3774-0127:0106 3725-0127:0108	No	CD, EA, EE, & EE ER	10/3 years
83 Series	Relatching Lock	CVR for Aluminum Doors Top Rod Only	Yes*, 3hr UL Listed	UL Listed panic hardware	4140-0127:0110 3774-0127:0106 3725-0127:0108	No	CD, EA, EE, & EE ER	10/3 years
87 Series	Heavy-Duty 2-point Relatching Lock	CVR	Yes*, 3hr UL Listed	UL Listed panic hardware	No	FEMA 361***	CD, EA, EE, & EE ER	10/3 years
Value Series								
V40 Series	Relatching Lock	Rim Exit Device	Yes*, 3hr UL Listed	UL Listed panic hardware	4140-0127:0105 3774-0127:0106 3725-0127:0108	FBC**	CD, EB(W), EE, & EI	10/3 years
V50 Series	Relatching 2-point Lock	SVR	Yes*, 3hr UL Listed	UL Listed panic hardware	4140-0127:0105 3774-0127:0106 3725-0127:0108	FBC**	CD, EB(W), & EE	10/3 years
V51 Series	Relatching Lock	SVR Top Rod Only	Yes*, 3hr UL Listed	UL Listed panic hardware	4140-0127:0105 3774-0127:0106 3725-0127:0108	No	CD, EB(W), & EE	10/3 years



STANDARDS AND CERTIFICATIONS

Product	Type	Application	Fire Rated Openings	Certification Listing		Windstorm Listing	Cylinder Type Required	Limited Warranty
AO19 Series	Low Energy Automatic Operator	Single, Pairs, and Double Egress Doors	WH Listed Fire Exit Hardware	ETL Listed ANSI 156.19	N/A	N/A	N/A	3/1 years
90KR	Keyed Removable Mullion	Pairs of Doors	3hr WH/ Intertek listed*	UL Listed	N/A	No	Rim	3 years
90R	Removable Mullions	Pairs of Doors	Contact Factory	UL Listed	N/A	FBC**	N/A	3 years
ECL-230D	Deadbolt Lock	9V Alarm	No	UL Listed panic hardware	4140-0127:0102	No	Rim	10/3 years
ECL-230D-PH	Deadbolt Lock	9V Alarm	No	UL Listed panic hardware	4140-0127:0102	No	Rim	10/3 years
ECL-230X	Deadbolt Lock	9V Alarm	No	UL Listed panic hardware	4140-0127:0109	FBC**	Rim	10/3 years
ECL-230X-TD	2-Point Deadbolt Lock	9V Alarm	No	UL Listed panic hardware	4140-0127:0109	No	Rim	10/3 years
ECL-230X-TB	SVR Non-Relatching Lock	9V Alarm	No	UL Listed panic hardware	4140-0127:0109	No	Rim	10/3 years
ECL-230X-TDB	3-Point Deadbolt Lock	9V Alarm	No	UL Listed panic hardware	4140-0127:0109	FBC**	Rim	10/3 years
ECL-600	Deadbolt & Relatching 2-Point Lock	9V Alarm	3hr WH/ETL listed	ETL Listed panic hardware	N/A	No	Rim	10/3 years
VRA-143	2-Point Vertical Rod Deadbolt Lock	N/A	No	UL Listed exit lock	N/A	No	N/A	3 years
EAX-300	Door Prop Alarm	9V Alarm	Yes§	ANSI 156.29 Listed	N/A	¶	Mortise	3/1 years
EAX-500	Door Mount Alarm	9V Alarm	Yes§	ANSI 156.29 Listed	N/A	¶	Mortise	3/1 years
EAX-2500	Wall Mount Door Alarm	12-24VAC Alarm	¶	ANSI 156.29 Listed	N/A	N/A	Mortise	3/1 years
EAX-3500	Timed Bypass Exit Alarm	24VAC / VDC Alarm	¶	N/A	N/A	N/A	Mortise	3/1 years
BE-961	Power Supply	9VDC Power Supply	∞	N/A	N/A	¶	N/A	3/1 years
Series 800	Power Supplies & Logic Controllers	Power Supplies w/ Logic	∞	UL Listed	3774-0127:0107	N/A	N/A	3/1 years
MS-2049	Magnetic Door Switch	Industrial grade	Yes§	UL Listed	N/A	N/A	N/A	3/1 years
MS-1039/59	Magnetic Switch	Standard grade	No	UL Listed	N/A	N/A	N/A	3/1 years
DTX Series	Access Keypad / Card Readers	Access Control	∞	N/A	N/A	N/A	N/A	3/1 years
D-4550	Door Closers	Single Doors	Yes	UL Listed	N/A	N/A	N/A	10 years

* Add Prefix "F" for Fire Exit Hardware

**Add Prefix "H" for Florida Building Code Hurricane component

*** Add prefix "T" for FEMA rated hardware

For detailed windstorm and fire listings, visit detex.com/PROVEN

¶ Wall mounted - may be used with Rated Openings - use fire door accessory (see MS-2049)

∞ Allowed with fire-rated doors, but product itself is not fire-rated

§ UL Listed Miscellaneous Fire Door Accessory

10/3 year warranty = 10-year limited warranty on mechanical components
3-year limited warranty on electrical components

3/1 year warranty = 3-year limited warranty on mechanical components
1-year limited warranty on electrical components



		Finishes					
		630 (Std.)	628	693, 695	606, 612	605, 611, 613, 629	
Device Only - Exit Only		10	\$2,044	\$1,768	\$1,810	\$2,318	\$2,419
Outside Function	Device/ Function/Trim	630/630	628/630				
Device with pull trim	01 Exit only, cover plate	1001C	\$2,311	\$2,035	\$2,145	\$2,653	\$2,754
		1001W	\$2,260	\$1,984	\$2,056	\$2,570	\$2,671
	02 Dummy pull trim	1002C	\$2,451	\$2,175	\$2,291	\$2,750	\$2,851
		1002Z	\$2,890	\$2,614	N/A	N/A	N/A
	03 Key Retracts Latch pull trim	1003C	\$2,466	\$2,190	\$2,400	\$2,813	\$2,914
		1003Z	\$2,890	\$2,614	N/A	N/A	N/A
	03 Key Retracts Latch cylinder trim	1003W	\$2,260	\$1,984	\$2,056	\$2,587	\$2,712
	1003WS	\$2,233	\$1,957	\$2,022	\$2,601	\$2,722	

		630/626	628/626				
Device with lever trim	01 Blank Escutcheon	1001D	\$2,635	\$2,359	\$2,447	\$2,983	\$3,133
	02 Dummy Lever Trim	1002D	\$2,635	\$2,359	\$2,447	\$2,983	\$3,133
	08 Key Locks/Unlocks Lever	1008D	\$2,779	\$2,503	\$2,623	\$3,131	\$3,277
	09 Key Unlocks Lever; Locked when key removed	1009D	\$2,779	\$2,503	\$2,623	\$3,131	\$3,277
	10 Double Cylinder	1010D	\$3,033	\$2,757	\$2,829	\$3,427	\$3,528
	14 Lever Always Active	1014D	\$2,779	\$2,503	\$2,623	\$3,131	\$3,277
	EU Electric Lock/Unlock	10EU	\$3,551	\$3,275	\$3,328	\$3,856	\$3,983

NOTE:
For all trim
information
and graphics
see page 16

Trilogy Mechanical & Electronic Push Button Access Control Lever Trim - See EasyKit/Access Control Doors/ACD Section

DEVICE COMES STANDARD WITH:

Same finish, device exterior (except 628 finish which includes stainless steel cover, pushpad and endcap) Hex Dogging
EC1 Ramped Endcap - Heavy Duty 36" Device for 3-foot doors
99 Surface Strike



(99 Strike)

OPTIONS

F Fire Rated - Specify prefix F (ex. F1001) Add \$150
H Hurricane Rated - Specify prefix H (ex. H1001) Add \$75
FH Fire Rated/Hurricane Rated - Specify prefix FH (ex. FH1001) Add \$225

W Weatherized (Mechanical only - For weatherized electrified functions, see Electrified Options) Add \$200

Electrified Options - see pages 51-59

Custom lengths - Specify size (min. 24" to max. 48") Add \$75

NOTE: See Electrified Options for availability on devices shorter than 30", certain sizes come with EC2 endcap

48" Add for 4-foot door width Add \$50

EC2 Flush Endcap No charge when ordered with device

AM Antimicrobial (AM coating applied to pushpad only) Add \$80

KS Keystop Installed (alarm always armed when key removed) Add \$9

SN1 Sex Nuts / Throughbolts (Device with trim requires 1 set / Device only requires 3 sets) \$24 PER SET

SLR Silent Pushpad Return Add \$80

CD Cylinder Dogging No charge when ordered with device

LD Less Dogging No charge when ordered with device

94 Double Door Strike available - see page 64 No charge when ordered with device

98 Semi-Mortise Strike No charge when ordered with device

NOTE - Cylinders not included. Products on this page can be ordered with cylinders (C65) or Interchangeable core housings (IC7) pre-installed at Detex prior to shipping (See page 65).



(EC2 Endcap)



(EC1 Endcap)

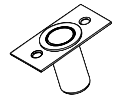

	Top & Bottom Rod Device	Top Rod Only Device	Finishes					
			630 (Std.)	628	693, 695	606, 612	605, 611, 613, 629	
Device Only - Exit Only	20	21	\$3,022	\$2,622	\$2,869	\$3,061	\$3,525	
	Outside Function	Device/Function/Trim	630/630	628/630				
Device with pull trim	01 Exit only, cover plate	2001C	2101C	\$3,289	\$2,889	\$3,204	\$3,396	\$3,860
		2001W	2101W	\$3,238	\$2,838	\$3,115	\$3,313	\$3,777
	02 Dummy pull trim	2002C	2102C	\$3,429	\$3,029	\$3,350	\$3,493	\$3,957
		2002Z	2102Z	\$3,868	\$3,468	N/A	N/A	N/A
	03 Key Retracts Latch pull trim	2003C	2103C	\$3,444	\$3,044	\$3,459	\$3,556	\$4,020
		2003Z	2103Z	\$3,868	\$3,468	N/A	N/A	N/A
03 Key Retracts Latch cylinder trim	2003W	2103W	\$3,238	\$2,838	\$3,115	\$3,330	\$3,818	
	2003WS	2103WS	\$3,211	\$2,811	\$3,081	\$3,344	\$3,828	
			630/626	628/626				
Device with lever trim	01 Blank Escutcheon	2001D	2101D	\$3,613	\$3,213	\$3,506	\$3,726	\$4,239
	02 Dummy Lever Trim	2002D	2102D	\$3,613	\$3,213	\$3,506	\$3,726	\$4,239
	08 Key Locks/Unlocks Lever	2008D	2108D	\$3,757	\$3,357	\$3,682	\$3,874	\$4,383
	09 Key Unlocks Lever; Locked when key removed	2009D	2109D	\$3,757	\$3,357	\$3,682	\$3,874	\$4,383
	14 Lever Always Active	2014D	2114D	\$3,757	\$3,357	\$3,682	\$3,874	\$4,383
	EU Electric Lock/Unlock	20EU	21EU	\$4,529	\$4,129	\$4,387	\$4,599	\$5,089

NOTE: Devices are shipped RHR unless specified LHR (Field Reversible)

DEVICE COMES STANDARD WITH:

Rod, Latch and ADA Bottom Bolt Covers
 Same finish, device exterior (except 628 finish which includes stainless steel cover, pushpad and endcap)
 EC1 Ramped Endcap - Heavy Duty

Hex Dogging
 36" Device for 3-foot doors
 84" Rods for 7-foot doors
 97 Surface Strike
 97 Dustproof Bottom Strike (20 Series only)



NOTE:
 For all trim information and graphics see page 16

OPTIONS

F Fire Rated - Specify prefix F (ex. F2001) - Fire pin included for F21 Series Only Add \$150
 H Hurricane Rated - Specify prefix H (ex. H2001) Add \$75
 FH Fire Rated/Hurricane Rated - Specify prefix FH (ex. FH2001) Add \$225

W Weatherized (Mechanical only - For weatherized electrified functions, see Electrified Options) Add \$200
For Electrified Options see pages 51-59

Custom lengths - Specify size (min. 24" to max. 48") Add \$75
 NOTE: See Electrified Options for availability on devices shorter than 30", certain sizes come with EC2 endcap
 48" Add for 4-foot door width Add \$50
 96" Add for 8-foot door height Add \$50
 120" Add for 10-foot door height Add \$100
 EC2 Flush Endcap No charge when ordered with device



AM Antimicrobial (AM coating applied to pushpad only) Add \$80
 SN1 Sex Nuts / Throughbolts (20 device with trim requires 3 sets / 20 device only requires 5 sets) \$24 PER SET
 (21 device with trim requires 2 sets / 21 device only requires 4 sets)
 KS Keystop Installed (alarm always armed when key removed) Add \$9
 SLR Silent Pushpad Return Add \$80

CD Cylinder Dogging No charge when ordered with device
 LD Less Dogging No charge when ordered with device

NOTE - Cylinders not included. Products on this page can be ordered with cylinders (C65) or Interchangeable core housings (IC7) pre-installed at Detex prior to shipping (See page 65).

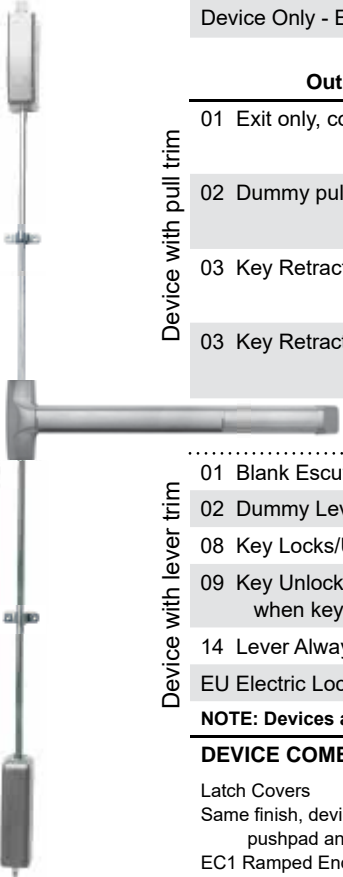
NOTE - Application NOTE for 2' device (Available on Surface Vertical Device. Will ship less UL Fire label):

When vertical rod devices are used on both doors of a pair, operation of the inactive door (smaller door) will not disengage the active door, creating a potential safety issue for those using the inactive door during an emergency.



27 SERIES ROD COVERS SOLD SEPARATELY

Advantex Exit Devices



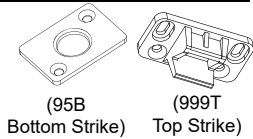
	Top & Bottom Rod Device	Finishes					
		630 (Std.)	628	693, 695	606, 612	605, 611, 613, 629	
Device Only - Exit Only	27	\$3,908	N/A	\$3,690	\$4,137	\$4,942	
	Device/Function/Trim	630/630	628/630				
Device with pull trim	01 Exit only, cover plate	2701C	\$4,175	N/A	\$4,025	\$4,472	\$5,277
		2701W	\$4,124	N/A	\$3,936	\$4,389	\$5,194
	02 Dummy pull trim	2702C	\$4,315	N/A	\$4,171	\$4,569	\$5,374
		2702Z	\$4,754	N/A	N/A	N/A	N/A
	03 Key Retracts Latch pull trim	2703C	\$4,330	N/A	\$4,280	\$4,632	\$5,437
		2703Z	\$4,754	N/A	N/A	N/A	N/A
03 Key Retracts Latch cylinder trim	2703W	\$4,124	N/A	\$3,936	\$4,406	\$5,235	
	2703WS	\$4,097	N/A	\$3,902	\$4,420	\$5,245	
		628/626					
Device with lever trim	01 Blank Escutcheon	2701D	\$4,499	N/A	\$4,327	\$4,802	\$5,656
	02 Dummy Lever Trim	2702D	\$4,499	N/A	\$4,327	\$4,802	\$5,656
	08 Key Locks/Unlocks Lever	2708D	\$4,643	N/A	\$4,503	\$4,950	\$5,800
	09 Key Unlocks Lever; Locked when key removed	2709D	\$4,643	N/A	\$4,503	\$4,950	\$5,800
	14 Lever Always Active	2714D	\$4,643	N/A	\$4,503	\$4,950	\$5,800
	EU Electric Lock/Unlock	27EU	\$5,415	N/A	\$5,208	\$5,675	\$6,506

NOTE: Devices are shipped RHR unless specified LHR (Field Reversible)

DEVICE COMES STANDARD WITH:

- Latch Covers
- Same finish, device exterior (except 628 finish which includes stainless steel pushpad and endcap)
- EC1 Ramped Endcap - Heavy Duty

- Hex Dogging
- 36" Device for 3-foot doors
- 84" Device for 7-foot doors



OPTIONS

T Tornado Rated (maximum 42" wide and 88" tall)	Add \$75
F Fire Rated (Contact Factory)	Add \$150
W Weatherized (Mechanical only - For weatherized electrified functions, see Electrified Options)	Add \$200
For Electrified Options see pages 51-59	
Custom lengths - Specify size (min. 24" to max. 48")	Add \$75
NOTE: See Electrified Options for availability on devices shorter than 30", certain sizes come with EC2 endcap	
48" Add for 4-foot door width	Add \$50
96" Add for 8-foot door height	Add \$50
120" Add for 10-foot door height	Add \$100
EC2 Flush Endcap	No charge when ordered with device
AM Antimicrobial (AM coating applied to pushpad only)	Add \$80
SN1 Sex Nuts / Throughbolts (Device with trim requires 3 sets / Device only requires 5 sets)	\$24 PER SET
KS Keystop Installed (alarm always armed when key removed)	Add \$9
SLR Silent Pushpad Return	Add \$80
CD Cylinder Dogging (Cylinder Dogging and Hex Dogging not available with Tornado Rated Device - Contact factory for electrified dogging options)	No charge when ordered with device
LD Less Dogging	No charge when ordered with device

NOTE:
For all trim information and graphics see page 16




(EC2 Endcap)



(EC1 Endcap)

NOTE - Cylinders not included. Products on this page can be ordered with cylinders (C65) or Interchangeable core housings (IC7) pre-installed at Detex prior to shipping (See page 65).


NOTE - When vertical rod devices are used on both doors of a pair, operation of the inactive door (smaller door) will not disengage the active door, creating a potential safety issue for those using the inactive door during an emergency.



		Finishes					
		Device	630 (Std.)	628	693, 695	606, 612	605, 611, 613, 629
Device Only - Exit Only		30	\$2,910	\$2,577	\$2,739	\$2,934	\$3,416
Outside Function		Device/ Function/Trim	630/630	628/630			
Device with pull trim	01 Exit only, cover plate	3001CM	\$3,177	\$2,844	\$3,074	\$3,269	\$3,751
		3001WM	\$3,126	\$2,793	\$2,985	\$3,186	\$3,668
	02 Dummy pull trim	3002CM	\$3,317	\$2,984	\$3,220	\$3,366	\$3,848
	03 Key Retracts Latch pull trim	3003CM	\$3,332	\$2,999	\$3,329	\$3,429	\$3,911
	03 Key Retracts Latch cylinder trim	3003WM	\$3,126	\$2,793	\$2,985	\$3,203	\$3,709
			630/626	628/626			
Device with lever trim	02 Dummy Lever Trim	3002DM	\$3,501	\$3,168	\$3,376	\$3,599	\$4,130
	08 Key Locks/Unlocks Lever	3008DM	\$3,645	\$3,312	\$3,552	\$3,747	\$4,274
	09 Key Unlocks Lever; Locked when key removed	3009DM	\$3,645	\$3,312	\$3,552	\$3,747	\$4,274
	10 Double Cylinder	3010DM	\$3,949	\$3,616	\$3,842	\$4,099	\$4,581
	14 Lever Always Active	3014DM	\$3,645	\$3,312	\$3,552	\$3,747	\$4,274
	EU Electric Lock/Unlock	30EUxDM	\$4,417	\$4,084	\$4,257	\$4,472	\$4,980

NOTE:
For all trim information and graphics see page 16

DEVICE COMES STANDARD WITH:

Same finish, device exterior (except 628 finish which includes stainless steel cover, pushpad and endcap)	Hex Dogging	
EC1 Ramped Endcap - Heavy Duty	36" Device for 3-foot doors 90 Non-Handed Curved Lip Strike (90 Strike)	

OPTIONS

F Fire Rated - Specify prefix F (ex. F3001) Add \$150

For Electrified Options see pages 51-59

Custom lengths - Specify size (min. 26" to max. 48") Add \$75

NOTE: See Electrified Options for availability on devices shorter than 30", certain sizes come with EC2 endcap

48" Add for 4-foot door width Add \$50
EC2 Flush Endcap No charge when ordered with device

AM Antimicrobial (AM coating applied to pushpad only) Add \$80

SN1 Sex Nuts / Throughbolts (Device with trim requires 3 sets / Device only requires 5 sets) \$24 PER SET

KS Keystop Installed (alarm always armed when key removed) Add \$9

SLR Silent Pushpad Return Add \$80

CD Cylinder Dogging No charge when ordered with device

LD Less Dogging No charge when ordered with device

91 ANSI Flat Lip Strike Add \$47

92 Double Door Short Open Back Strike Add \$134

93 Double Door Long Open Back Strike Add \$134

NOTE - Cylinders not included. Products on this page can be ordered with cylinders (C65) or Interchangeable core housings (IC7) pre-installed at Detex prior to shipping (See page 65).











(EC2 Endcap)











(EC1 Endcap)

PLATES AND PULL TRIMS

W Trim for 10/20/21 Series Devices WM Trim (30 Series)		WS Trim for 10/20/21/27 Series Devices	C Trim for 10/20/21/27 Series Devices CM Trim (30 Series) S Handle			Z Trim for 10/20/21 Series Devices		
 01W/ 01WM	 03W/ 03WM	 03WS	 01C/ 01CM	 02C/ 02CM	 03C/ 03CM	 02Z	 03Z	Specify Handing
Antimicrobial (AM) - Add \$80								
Finishes								
Function	Description	Trim	626	630 (Std.)	693, 695	606, 612	605, 611, 613, 625, 629	
01	Exit only, cover plate	W, WM	N/A	\$216	\$246	\$252	\$252	
03*	Key retracts latch	W, WM	N/A	\$216	(03W only) \$246	\$269	\$293	
03*	Key retracts latch	WS**	\$189	N/A	\$212	\$283	\$303	
01	Exit only, cover plate	C, CM	N/A	\$267	(01C only) \$335	\$335	\$335	
02	Dummy pull	C, CM	N/A	\$407	(02C only) \$481	\$432	\$432	
03*	Key retracts latch	C, CM	N/A	\$422	(03C only) \$590	\$495	\$495	
02	Dummy vandal pull	Z	N/A	\$846	N/A	N/A	N/A	
03*	Key retracts latch vandal pull	Z	N/A	\$846	N/A	N/A	N/A	
* 03 function cylinder sold separately. C, W and Z trims require rim cylinder. WM and CM trims require mortise cylinder - see page 65								
** WS Trim - Not available in Stainless Steel (630) - Specify 625 or 626 (626 - same price as 630)								
NOTE: 02Z and 03Z Trims are shipped RHR unless specified LHR								




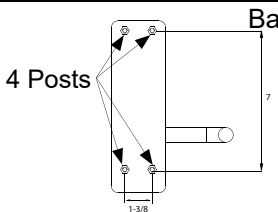
LEVER TRIMS




D Trim - for 10/20/21/27 Series Devices DM Trim - for 30 Series Device								
 08D/DM	 09D/DM	 10D/10DM	 02D/DM	 14D/DM	 S Lever (Std.)	 T Lever	 U Lever	
Lever Switch (LS) - Add \$275 • Knurling (KN) - Add \$90 • Antimicrobial (AM) - Add \$80								
Finishes								
Function	Description	Trim	Lever	626 (Std.)	693, 695	606, 612	605, 611, 613, 625²	
01	Blank Escutcheon	D	N/A	\$591	\$637	\$665	\$714	
02	Dummy lever	D, DM	S, T or U	\$591	\$637	\$665	\$714	
08*	Key locks/unlocks lever	D, DM	S, T or U	\$735	\$813	\$813	\$858	
09*	Key unlocks lever; locked when key removed	D, DM	S, T or U	\$735	\$813	\$813	\$858	
10*	Double Cylinder (10/30 Series only)	D, DM	S, T or U	\$989	\$1,019	\$1,109	\$1,109	
14	Lever always active	D, DM	S, T or U	\$735	\$813	\$813	\$858	
Trilogy Mechanical & Electronic Push Button Access Control Lever Trim - Sold with Exit Device Only (See EasyKit/Access Control Doors/ACD Section)								
* Mortise cylinder not included (order separately - see page 65)								
² Use 625 finish for lever trim to match 629 exit device finish.								
NOTE: Lever Trims are shipped RHR unless specified LHR (02, 08, 09 and 14 are Field Reversible)								



103789 Cylinder Nut Socket
100783 Cylinder Nut
See page 124 for more information

EU Electrified Lever Trim - for 10/20/21 Series Devices
EUxDM Electrified Lever Trim - for 30 Series Device


S Lever (Std.) **T Lever** **U Lever**

				Finishes			
Function	Description	Trim	Lever	626 (Std.)	693, 695	606, 612	605, 611, 613, 625 ^Ω
EU*	Electric Lock/Unlock	EU, EUxDM	S, T or U	\$1,507	\$1,518	\$1,538	\$1,564

(For EU specify Fail Secure [FSE - std.] or Fail Safe [FSA] and specify handing - **not field reversible**)

* Mortise cylinder not included (order separately - see page 65)
^ΩUse 625 finish for lever trim to match 629 exit device finish.

NOTE: Lever Trims are shipped RHR unless specified LHR




MC65 IC7

Also available 12VDC - Specify 12VDC Lever Switch (LS) - Add \$275 • Knurling (KN) - Add \$90 • Antimicrobial (AM) - Add \$80


FSB LEVERS




Wide Stile FSB Levers For Use With 10/20/21/27/30 Series (long lead times apply)





EU/EUxDMFSB _____
08D/DMFSB _____
09D/DMFSB _____





02D/DMFSB _____
14D/DMFSB _____



1076



1035



1147


1075


1016


1093


1119


1058

Example 08DFSB1076

				Finishes			
Function	Description	Trim	Lever	630 (Std.)	693, 695	606, 612	605, 611, 613, 629
02	Dummy lever	D, DM	FSB____†	\$1,115	Contact factory for special pricing and extended lead times.		
08*	Key locks/unlocks lever	D, DM	FSB____†	\$1,163			
09*	Key unlocks lever; locked when key removed	D, DM	FSB____†	\$1,163			
14	Lever always active	D, DM	FSB____†	\$1,163			
EU*	Electric Lock/Unlock	EU, EUxDM	FSB____†	\$1,802			

(For EU specify Fail Secure [FSE - std.] or Fail Safe [FSA] and specify handing - **not field reversible**)

FSB Lever Trims available in 630 / US32D Brushed Stainless Steel finish only

* Mortise cylinder not included (order separately - see page 65)

NOTE: Lever Trims are shipped RHR unless specified LHR (02, 08, 09 and 14 are Field Reversible)

† To order, use FSB then 4-letter designator. (Example: FSB1076)





		Finishes					
		Device	630 (Std.)	628	693, 695	606, 612	605, 611, 613, 629
Device Only - Exit Only		40	\$2,222	\$1,962	\$2,098	\$2,420	\$2,599
Device with pull trim	Outside Function	Device/Function/Trim	630/630	628/630			
	01 Exit only, cover plate	4001CN	\$2,482	\$2,222	\$2,433	\$2,755	\$2,934
	02 Dummy pull trim	4002CN	\$2,618	\$2,358	\$2,579	\$2,853	\$3,032
	03 Key Retracts Latch pull trim	4003CN	\$2,632	\$2,372	\$2,688	\$2,916	\$3,095
	03 Key Retracts Latch cylinder trim	4003WS	\$2,411	\$2,151	\$2,310	\$2,704	\$2,904
			630/626	628/626			
Device with lever trim	01 Blank Escutcheon	4001DN	\$2,768	\$2,508	\$2,706	\$3,058	\$3,286
	02 Dummy Lever Trim	4002DN	\$2,768	\$2,508	\$2,706	\$3,058	\$3,286
	08 Key Locks/Unlocks Lever	4008DN	\$2,871	\$2,611	\$2,891	\$3,237	\$3,442
	09 Key Unlocks Lever; Locked when key removed	4009DN	\$2,871	\$2,611	\$2,891	\$3,237	\$3,442
	14 Lever Always Active	4014DN	\$2,871	\$2,611	\$2,891	\$3,237	\$3,442
	EU2W Electric Lock/Unlock	40EU2W	\$3,563	\$3,303	\$3,451	\$3,831	\$4,038

NOTE:
For all trim information and graphics see page 20



(EC2 Endcap)



(EC1 Endcap)

Special note: Specify EU2W trim for Hollow Metal Door, fits doors with minimum 4" (or greater) stile

DEVICE COMES STANDARD WITH:

Same finish, device exterior (except 628 finish which includes stainless steel pushpad and endcap) 36" Device for 3-foot doors
 EC1 Ramped Endcap - Heavy Duty 99 Surface Strike
 Hex Dogging Extended Extrusion



(99 Strike)

OPTIONS

F Fire Rated - Specify prefix F (ex. F4001)	Add \$150
H Hurricane Rated - Specify prefix H (ex. H4001)	Add \$75
FH Fire Rated/Hurricane Rated - Specify prefix FH (ex. FH4001)	Add \$225
W Weatherized (Mechanical only - For weatherized electrified functions, see Electrified Options)	Add \$200
Electrified Options - see pages 51-59	
Custom lengths - Specify size (min. 24" to max. 48")	Add \$75
NOTE: See Electrified Options for availability on devices shorter than 30", certain sizes come with EC2 endcap	
48" Add for 4-foot door width	Add \$50
EC2 Flush Endcap	No charge when ordered with device
AM Antimicrobial (AM coating applied to pushpad only)	Add \$80
SN1 Sex Nuts / Throughbolts (Device with trim requires 1 set / Device only requires 2 sets)	\$24 PER SET
KS Keystop Installed (alarm always armed when key removed)	Add \$9
SLR Silent Pushpad Return	Add \$80
CD Cylinder Dogging	No charge when ordered with device
LD Less Dogging	No charge when ordered with device
94 Double Door Strike Available - see page 64 (wide stile doors only)	No charge when ordered with device
99 Surface Strike	No charge when ordered with device

NOTE - Cylinders not included. Products on this page can be ordered with cylinders (C65) or Interchangeable core housings (IC7) pre-installed at Detex prior to shipping (See page 65).



	Top & Bottom Rod Device	Top Rod Only Device	Finishes				
			630 (Std.)	628	693, 695	606, 612	605, 611, 613, 629
Device Only - Exit Only	50	51	\$3,537	\$3,018	\$3,285	\$3,770	\$3,978
Device with pull trim	Outside Function	Device/Function/Trim	630/630	628/630			
	01 Exit only, cover plate	5001CN 5101CN	\$3,797	\$3,278	\$3,620	\$4,105	\$4,313
02 Dummy pull trim	5002CN 5102CN	\$3,933	\$3,414	\$3,766	\$4,203	\$4,411	
03 Key Retracts Latch pull trim	5003CN 5103CN	\$3,947	\$3,428	\$3,875	\$4,266	\$4,474	
03 Key Retracts Latch cylinder trim	5003WS 5103WS	\$3,726	\$3,207	\$3,497	\$4,054	\$4,283	
Device with lever trim			630/626	628/626			
	01 Blank Escutcheon	5001DN 5101DN	\$4,083	\$3,564	\$3,893	\$4,408	\$4,665
02 Dummy Lever Trim	5002DN 5102DN	\$4,083	\$3,564	\$3,893	\$4,408	\$4,665	
08 Key Locks/Unlocks Lever	5008DN 5108DN	\$4,186	\$3,667	\$4,078	\$4,587	\$4,821	
09 Key Unlocks Lever; Locked when key removed	5009DN 5109DN	\$4,186	\$3,667	\$4,078	\$4,587	\$4,821	
14 Lever Always Active	5014DN 5114DN	\$4,186	\$3,667	\$4,078	\$4,587	\$4,821	
EU2W Electric Lock/Unlock	50EU2W 51EU2W	\$4,878	\$4,359	\$4,638	\$5,181	\$5,417	

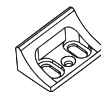
Special NOTE: Specify EU2W trim for Hollow Metal Door, fits doors with minimum 4" (or greater) stile

NOTE: Devices are shipped RHR unless specified LHR (Field Reversible)

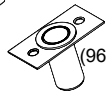
DEVICE COMES STANDARD WITH:

- Rod Covers
- Same finish, device exterior (except 628 finish which includes stainless steel cover, pushpad and endcap)
- EC1 Ramped Endcap - Heavy Duty
- Hex Dogging

- 36" Device for 3-foot doors
- 84" Rods for 7-foot doors
- 96 Surface Strike
- 96 Dustproof Bottom Strike (50 Series only)
- Extended Extrusion



(96 Surface Strike)



(96 Dust Proof Bottom Strike)

OPTIONS

NOTE:
For all trim information and graphics see page 20

- F Fire Rated - Specify prefix F (ex. F5001) - Fire pin included for F51 Series Only Add \$150
 - H Hurricane Rated - Specify prefix H (ex. H5001) Add \$75
 - FH Fire Rated/Hurricane Rated - Specify prefix FH (ex. FH5001) Add \$225
 - W Weatherized (Mechanical only - For weatherized electrified functions, see Electrified Options) Add \$200
- For Electrified Options see pages 51-59**

Custom lengths - Specify size (min. 24" to max. 48") Add \$75

NOTE: See Electrified Options for availability on devices shorter than 30", certain sizes come with EC2 endcap

- 48" Add for 4-foot door width Add \$50
- 96" Add for 8-foot door height Add \$50
- 120" Add for 10-foot door height Add \$100
- EC2 Flush Endcap No charge when ordered with device



(EC2 Endcap)

- AM Antimicrobial (AM coating applied to pushpad only) Add \$80
- SN1 Sex Nuts / Throughbolts (50 device with trim requires 3 sets / 50 device only requires 4 sets) \$24 PER SET
- (51 device with trim requires 2 sets / 51 device only requires 3 sets)
- KS Keystop Installed (alarm always armed when key removed) Add \$9
- SLR Silent Pushpad Return Add \$80



(EC1 Endcap)







- CD Cylinder Dogging No charge when ordered with device
- LD Less Dogging No charge when ordered with device

NOTE - Cylinders not included. Products on this page can be ordered with cylinders (C65) or interchangeable core housings (IC7) pre-installed at Detex prior to shipping (See page 65).








NOTE - Application NOTE for 2' device (Available on Surface Vertical Device. Will ship less UL Fire label):

When vertical rod devices are used on both doors of a pair, operation of the inactive door (smaller door) will not disengage the active door, creating a potential safety issue for those using the inactive door during an emergency.

PLATES AND PULL TRIMS

WS Trim for 40/50/51 Series Devices			CN Trim for 40/50/51 Series Devices S Handle				
 03WS			 01CN  02CN  03CN				
Antimicrobial (AM) - Add \$80			Finishes				
Function	Description	Trim	626	630 (Std.)	693, 695	606, 612	605, 611, 613, 625, 629
03*	Key retracts latch	WS**	\$189	N/A	\$212	\$284	\$305
01	Exit only, cover plate	CN	N/A	\$260	\$335	\$335	\$335
02	Dummy pull	CN	N/A	\$396	\$481	\$433	\$433
03*	Key retracts latch	CN	N/A	\$410	\$590	\$496	\$496
* Rim cylinder not included (order separately - see page 65)			RC65  IC7R 				
** WS Trim - Not available in Stainless Steel (630) - Specify 625 or 626 (626 - same price as 630)							

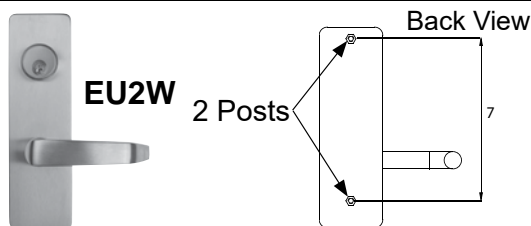
LEVER TRIMS

DN Trims for 40/50/51 Series Devices									
 08DN 09DN		 02DN 14DN		 S Lever (Std.)		 T Lever		 U Lever	
Lever Switch (LS) - Add \$275 • Knurling (KN) - Add \$90 • Antimicrobial (AM) - Add \$80									
				Finishes					
Function	Description	Trim	Lever	626 (Std.)	693, 695	606, 612	605, 611, 613, 625 ^α		
01	Blank Escutcheon	DN	N/A	\$546	\$608	\$608	\$687		
02	Dummy lever	DN	S, T or U	\$546	\$608	\$608	\$687		
08*	Key locks/unlocks lever	DN	S, T or U	\$649	\$793	\$793	\$843		
09*	Lever trim active by key; locked when key removed	DN	S, T or U	\$649	\$793	\$793	\$843		
14	Lever always active	DN	S, T or U	\$649	\$793	\$793	\$843		
For Vandal Resistant Lever, for use on Hollow Metal Doors or doors with minimum 4" stile, specify suffix 2W (example: 08D2W). See page 72 for more information.									
* Mortise cylinder not included (order separately - see page 65)									
α Use 625 finish for lever trim to match 629 exit device finish.									
NOTE: Lever Trims are shipped RHR unless specified LHR (02, 08, 09 and 14 are Field Reversible)									
MC65  IC7 									



103789 Cylinder Nut Socket
100783 Cylinder Nut
See page 124 for more information

EU2W Electrified Lever Trim for 40/50/51 Series Devices



Special NOTE: Specify EU2W trim for Hollow Metal Door, fits doors with minimum 4" (or greater) stile

Function	Description	Trim	Lever	Finishes			
				626 (Std.)	693, 695	606, 612	605, 611, 613, 625 ^Ω
EU2W*	Electric Lock/Unlock Wide Escutcheon	EU2W	S, T or U	\$1,341	\$1,353	\$1,411	\$1,439
(For EU2W specify Fail Secure [FSE - std.] or Fail Safe [FSA] and specify handing - not field reversible)							
* Mortise cylinder not included (order separately - see page 65) ^Ω Use 625 finish for lever trim to match 629 exit device finish. NOTE: Lever Trims are shipped RHR unless specified LHR							






Also available 12VDC - Specify 12VDC Lever Switch (LS) - Add \$275 • Knurling (KN) - Add \$90 • Antimicrobial (AM) - Add \$80

FSB LEVERS



Narrow Stile FSB Levers For Use With 40/50/51 Series (long lead times apply)



Example 08DNFSB1076

Function	Description	Trim	Lever	Finishes			
				630 (Std.)	693, 695	606, 612	605, 611, 613, 629
02	Dummy lever	DN	FSB____†	\$1,082			
08*	Key locks/unlocks lever	DN	FSB____†	\$1,128			
09*	Key unlocks lever; locked when key removed	DN	FSB____†	\$1,128			
14	Lever always active	DN	FSB____†	\$1,128			

Contact factory for special pricing and extended lead times.

FSB Lever Trims available in 630 / US32D Brushed Stainless Steel finish only


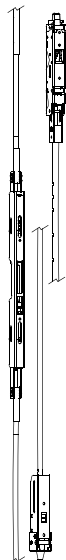
* Mortise cylinder not included (order separately - see page 65)

NOTE: Lever Trims are shipped RHR unless specified LHR (02, 08, 09 and 14 are Field Reversible)

† To order, use FSB then 4-letter designator. (Example: FSB1076)



60/61 SERIES CONCEALED VERTICAL ROD (NARROW STILE FOR ALUMINUM DOOR)



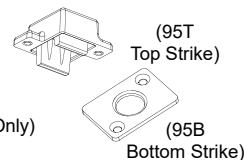
	Top & Bottom Rod Device	Top Rod Only Device	Finishes				
			630 (Std.)	628	693, 695	606, 612	605, 611, 613, 629
Device Only - Exit Only	60	61	\$3,532	\$3,074	\$3,330	\$3,888	\$4,270
	Device/Function/Trim		630/630	628/630			
Device with pull trim	01 Exit only, cover plate	6001CNV 6101CNV	\$3,792	\$3,334	\$3,665	\$4,223	\$4,605
	01 Dummy pull trim	6002CNV 6102CNV	\$3,881	\$3,423	\$3,798	\$4,310	\$4,692
		6002WP 6102WP	\$3,822	\$3,364	N/A	N/A	N/A
Device with lever trim	03 Key Retracts Latch cylinder trim	6003R 6103R	\$3,979	\$3,521	N/A	N/A	N/A
	03 Key Retracts latch pull trim	6003CNV 6103CNV	\$4,026	\$3,568	\$3,847	\$4,405	\$4,787
			630/626	628/626			
	01 Blank Escutcheon	6001DNV 6101DNV	\$4,198	\$3,740	\$4,000	\$4,558	\$5,076
	02 Dummy Lever Trim	6002DNV 6102DNV	\$4,198	\$3,740	\$4,000	\$4,558	\$5,076
08 Key Locks/Unlocks Lever	6008DNV 6108DNV	\$4,309	\$3,851	\$4,136	\$4,777	\$5,175	
09 Key Unlocks Lever; Locked when key removed	6009DNV 6109DNV	\$4,309	\$3,851	\$4,136	\$4,777	\$5,175	
14 Outside Lever Always Active	6014DNV 6114DNV	\$4,309	\$3,851	\$4,136	\$4,777	\$5,175	

NOTE: Devices are shipped RHR unless specified LHR (Field Reversible)

DEVICE COMES STANDARD WITH:

Same finish, device exterior (except 628 finish which includes stainless steel cover, pushpad and endcap)
 EC1 Ramped Endcap - Heavy Duty
 Hex Dogging

36" Device for 3-foot doors
 80" - 96" Fits 6'8" to 8' doors
 95T Top Strike
 95B Bottom Strike (60 Series Only)



OPTIONS

F Fire Rated (3 Hour) with steel door - Specify prefix F (ex. F6001) - Fire pin included for F61 Series Only Add \$150

For Electrified Options see pages 51-59

Custom lengths - Specify size (min. 24" to max. 48") Add \$75

NOTE: See Electrified Options for availability on devices shorter than 30", certain sizes come with EC2 endcap

48" Add for 4-foot door width Add \$50

120" Add for door height 97" to 120" (10 ft.) Add \$100

EC2 Flush Endcap No charge when ordered with device

AM Antimicrobial (AM coating applied to pushpad only) Add \$80

SN1 Sex Nuts / Throughbolts (Device with trim requires 1 set long / Device only requires 1 set long, 1 set short) \$24 PER SET

KS Keystop Installed (alarm always armed when key removed) Add \$9

SLR Silent Pushpad Return Add \$80

CD Cylinder Dogging No charge when ordered with device

LD Less Dogging No charge when ordered with device

NOTE - Cylinders not included. Products on this page can be ordered with cylinders (C65) or Interchangeable core housings (IC7) pre-installed at Detex prior to shipping (See page 65).


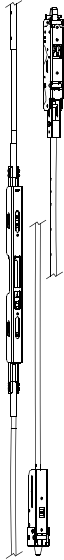
NOTE:
 For all trim information and graphics see page 24



(EC2 Endcap)



(EC1 Endcap)



	(62 Series shown)	Top & Bottom Rod Device	Top Rod Only Device	Finishes				
				630 (Std.)	628	693, 695	606, 612	605, 611, 613, 629
	Device Only - Exit Only	62	63	\$3,532	\$3,074	\$3,330	\$3,888	\$4,270
	Outside Function	Device/Function/Trim		630/630	628/630			
Device with pull trim	01 Exit only, cover plate	6201CNV	6301CNV	\$3,792	\$3,334	\$3,665	\$4,223	\$4,605
	01 Dummy pull trim	6202CNV	6302CNV	\$3,881	\$3,423	\$3,798	\$4,310	\$4,692
		6202WP	6302WP	\$3,822	\$3,364	N/A	N/A	N/A
	03 Key Retracts Latch cylinder trim	6203R	6303R	\$3,979	\$3,521	N/A	N/A	N/A
03 Key Retracts latch pull trim	6203CNV	6303CNV	\$4,026	\$3,568	\$3,847	\$4,405	\$4,787	
				630/626	628/626			
Device with lever trim	01 Blank Escutcheon	6201DNV	6301DNV	\$4,198	\$3,740	\$4,000	\$4,558	\$5,076
	02 Dummy Lever Trim	6202DNV	6302DNV	\$4,198	\$3,740	\$4,000	\$4,558	\$5,076
	08 Key Locks/Unlocks Lever	6208DNV	6308DNV	\$4,309	\$3,851	\$4,136	\$4,777	\$5,175
	09 Key Unlocks Lever; Locked when key removed	6209DNV	6309DNV	\$4,309	\$3,851	\$4,136	\$4,777	\$5,175
	14 Outside Lever Always Active	6214DNV	6314DNV	\$4,309	\$3,851	\$4,136	\$4,777	\$5,175

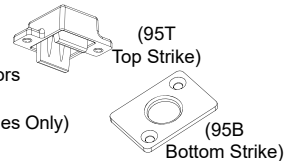
NOTE:
For all trim information and graphics see page 24

NOTE: Devices are shipped RHR unless specified LHR (Field Reversible)

DEVICE COMES STANDARD WITH:

Same finish, device exterior (except 628 finish which includes stainless steel cover, pushpad and endcap)
36" Device for 3-foot doors
EC1 Ramped Endcap - Heavy Duty
NOTE: Fits 3-1/2" stile door

Hex Dogging
80" - 96" Fits 6'8" to 8' doors
95T Top Strike
95B Bottom Strike (62 Series Only)



OPTIONS

F Fire Rated (3 Hour) - Specify prefix F (ex. F6201) - Fire pin included for F63 Series Only Add \$150

For Electrified Options see pages 51-59

Custom lengths - Specify size (min. 24" to max. 48") Add \$75

NOTE: See Electrified Options for availability on devices shorter than 30", certain sizes come with EC2 endcap

48" Add for 4-foot door width Add \$50

120" Add for door height 97" to 120" (10 ft.) Add \$100

EC2 Flush Endcap No charge when ordered with device

AM Antimicrobial (AM coating applied to pushpad only) Add \$80

SN1 Sex Nuts / Throughbolts (Device with trim requires 1 set long / Device only requires 1 set long, 1 set short) \$24 PER SET

KS Keystop Installed (alarm always armed when key removed) Add \$9

SLR Silent Pushpad Return Add \$80

CD Cylinder Dogging No charge when ordered with device

LD Less Dogging No charge when ordered with device

NOTE - Cylinders not included. Products on this page can be ordered with cylinders (C65) or Interchangeable core housings (IC7) pre-installed at Detex prior to shipping (See page 65).








(EC2 Endcap)



(EC1 Endcap)






PLATES AND PULL TRIMS

R Trim for 60 Series Devices		WP Trim for 60 Series Devices	CNV Narrow Stile Trim for 62/63 Series Devices Only - S Handle			
 03R		 02WP	 01CNV	 02CNV	 03CNV	
Antimicrobial (AM) - Add \$80			Finishes			
Function	Description	Trim	630 (Std.)	693, 695	606, 612	605, 611, 613, 629
03*	Key retracts latch	R	\$447	N/A	N/A	N/A
02	Dummy pull (wire)	WP	\$290	N/A	N/A	N/A
01	Exit only, cover plate	CNV	\$260	\$335	\$335	\$335
02	Dummy pull	CNV	\$349	\$468	\$422	\$422
03*	Key retracts latch	CNV	\$494	\$517	\$517	\$517

* Rim cylinder not included (order separately - see page 65)

LEVER TRIMS

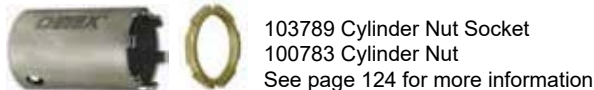


DNV Narrow Stile Trim - for 60 Series Device							
 08DNV 09DNV		 02DNV 14DNV		 S Lever (Std.)	 T Lever	 U Lever	
Lever Switch (LS) - Add \$275 • Knurling (KN) - Add \$90 • Antimicrobial (AM) - Add \$80							
				Finishes			
Function	Description	Trim	Lever	626 (Std.)	693, 695	606, 612	605, 611, 613, 625 ^Ω
01	Blank Escutcheon	DNV	S, T or U	\$666	\$670	\$670	\$806
02	Dummy lever	DNV	S, T or U	\$666	\$670	\$670	\$806
08*	Key locks/unlocks lever	DNV	S, T or U	\$777	\$806	\$889	\$905
09*	Lever trim active by key; locked when key removed	DNV	S, T or U	\$777	\$806	\$889	\$905
14	Lever always active	DNV	S, T or U	\$777	\$806	\$889	\$905

* Mortise cylinder not included (order separately - see page 65)

^ΩUse 625 finish for lever trim to match 629 exit device finish.

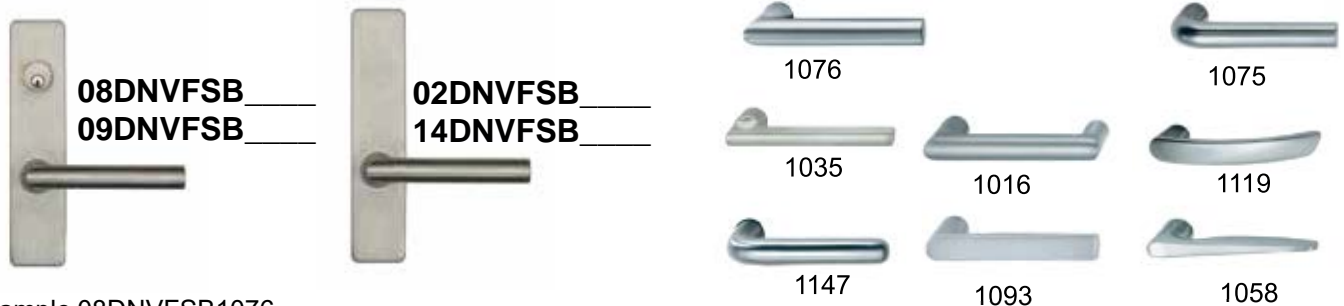
NOTE: Lever Trims are shipped RHR unless specified LHR (02, 08, 09 and 14 are Field Reversible)



FSB LEVERS



Narrow Stile FSB Levers For Use With 60/61/62/63 Series (long lead times apply)



Example 08DNVFSB1076

Function	Description	Trim	Lever	Finishes			
				630 (Std.)	693, 695	606, 612	605, 611, 613, 629
02	Dummy lever	DNV	FSB_ _ _ _ †	\$1,105			
08*	Key locks/unlocks lever	DNV	FSB_ _ _ _ †	\$1,154	Contact factory for special pricing and extended lead times.		
09*	Key unlocks lever; locked when key removed	DNV	FSB_ _ _ _ †	\$1,154			
14	Lever always active	DNV	FSB_ _ _ _ †	\$1,154			

(For EU specify Fail Secure [FSE - std.] or Fail Safe [FSA] and specify handing - not field reversible)

FSB Lever Trims available in 630 / US32D Brushed Stainless Steel finish only

* Mortise cylinder not included (order separately - see page 65)

NOTE: Lever Trims are shipped RHR unless specified LHR (02, 08, 09 and 14 are Field Reversible)


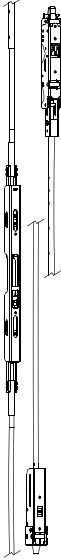
† To order, use FSB then 4-letter designator. (Example: FSB1076)

LS Lever Switch available - Add \$275

Knurling available - Add \$90

Antimicrobial available - Add \$80





(70 Series shown)

	Top & Bottom Rod Device	Top Rod Only Device	Finishes				
			630 (Std.)	628	693, 695	606, 612	605, 611, 613, 629
Device Only - Exit Only	70	71	\$3,438	\$3,063	\$3,320	\$3,719	\$4,190
	Device/Function/Trim		630/630	628/630			
01 Exit only, cover plate	7001CV	7101CV	\$3,697	\$3,322	\$3,655	\$4,054	\$4,525
02 Dummy pull trim	7002CV	7102CV	\$3,787	\$3,412	\$3,788	\$4,141	\$4,612
	7002WP	7102WP	\$3,729	\$3,354	N/A	N/A	N/A
03 Key Retracts Latch pull trim	7003CV	7103CV	\$3,891	\$3,516	\$3,834	\$4,233	\$4,704
03 Key Retracts Latch cylinder trim	7003WSV	7103WSV	\$3,774	\$3,399	\$3,676	\$4,091	\$4,598
			630/626	628/626			
01 Blank Escutcheon	7001DV	7101DV	\$4,077	\$3,702	\$4,001	\$4,400	\$4,913
02 Dummy Lever Trim	7002DV	7102DV	\$4,077	\$3,702	\$4,001	\$4,400	\$4,913
08 Key Locks/Unlocks Lever	7008DV	7108DV	\$4,159	\$3,784	\$4,135	\$4,541	\$5,036
09 Key Unlocks Lever; Locked when key removed	7009DV	7109DV	\$4,159	\$3,784	\$4,135	\$4,541	\$5,036
14 Lever Always Active	7014DV	7114DV	\$4,159	\$3,784	\$4,135	\$4,541	\$5,036
EU Electric Lock/Unlock	70EUV	71EUV	\$4,983	\$4,608	\$4,794	\$5,387	\$5,858

Device with pull trim

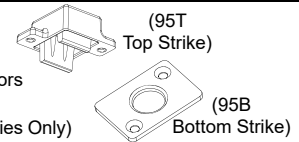
Device with lever trim

NOTE: Devices are shipped RHR unless specified LHR (Field Reversible)
For Top Rod Only Device specify 71 (example 7101CV)
For high-security or high-traffic doors, 2" solid-core door recommended

DEVICE COMES STANDARD WITH:

Same finish, device exterior (except 628 finish which includes stainless steel cover, pushpad and endcap)
 36" Device for 3-foot doors
 EC1 Ramped Endcap - Heavy Duty

Hex Dogging
 80" - 96" Fits 6'8" to 8' doors
 95T Top Strike
 95B Bottom Strike (70 Series Only)



OPTIONS

F Fire Rated (90 minutes) - Specify prefix F (ex. F101) - Fire pin included for F71 only Add \$150

For Electrified Options see pages 51-59

48" Add for 4-foot door width Add \$50
 Custom lengths - Specify size (min. 24" to max. 48") Add \$75

NOTE: See Electrified Options for availability on devices shorter than 30", certain sizes come with EC2 endcap

120" Add for door height 97" to 120" (10 ft.) Add \$100
 EC2 Flush Endcap No charge when ordered with device

AM Antimicrobial (AM coating applied to pushpad only) Add \$80
 SN1 Sex Nuts / Throughbolts (Device with trim requires 1 set / Device only requires 3 sets) \$24 PER SET
 KS Keystop Installed (alarm always armed when key removed) Add \$9
 SLR Silent Pushpad Return Add \$80

CD Cylinder Dogging No charge when ordered with device
 LD Less Dogging No charge when ordered with device

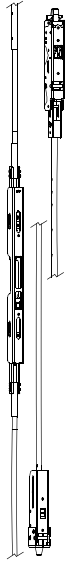
NOTE - Cylinders not included. Products on this page can be ordered with cylinders (C65) or interchangeable core housings (IC7) pre-installed at Detex prior to shipping (See page 65).



(EC2 Endcap)



(EC1 Endcap)



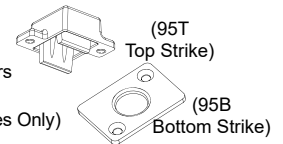
	(80 Series shown)	Top & Bottom Rod Device	Top Rod Only Device	Finishes				
				630 (Std.)	628	693, 695	606, 612	605, 611, 613, 629
Device Only - Exit Only		80	81	\$3,438	\$3,063	\$3,320	\$3,719	\$4,190
		Outside Function	Device/Function/Trim	630/630	628/630			
Device with pull trim	01 Exit only, cover plate	8001CV	8101CV	\$3,697	\$3,322	\$3,655	\$4,054	\$4,525
	02 Dummy pull trim	8002CV	8102CV	\$3,787	\$3,412	\$3,788	\$4,141	\$4,612
		8002WP	8102WP	\$3,729	\$3,354	N/A	N/A	N/A
	03 Key Retracts Latch pull trim	8003CV	8103CV	\$3,891	\$3,516	\$3,834	\$4,233	\$4,704
03 Key Retracts Latch cylinder trim	8003WSV	8103WSV	\$3,774	\$3,399	\$3,676	\$4,091	\$4,598	
				630/626	628/626			
Device with lever trim	01 Blank Escutcheon	8001DV	8101DV	\$4,077	\$3,702	\$4,001	\$4,400	\$4,913
	02 Dummy Lever Trim	8002DV	8102DV	\$4,077	\$3,702	\$4,001	\$4,400	\$4,913
	08 Key Locks/Unlocks Lever	8008DV	8108DV	\$4,159	\$3,784	\$4,135	\$4,541	\$5,036
	09 Key Unlocks Lever; Locked when key removed	8009DV	8109DV	\$4,159	\$3,784	\$4,135	\$4,541	\$5,036
	14 Lever Always Active	8014DV	8114DV	\$4,159	\$3,784	\$4,135	\$4,541	\$5,036
	EU Electric Lock/Unlock	80EUV	81EUV	\$4,983	\$4,608	\$4,794	\$5,387	\$5,858

**NOTE: Devices are shipped RHR unless specified LHR (Field Reversible)
For Top Rod Only Device specify 81 (example 8101CV)**

DEVICE COMES STANDARD WITH:

Same finish, device exterior (except 628 finish which includes stainless steel cover, pushpad and endcap)
36" Device for 3-foot doors
EC1 Ramped Endcap - Heavy Duty

Hex Dogging
80" - 96" Fits 6'8" to 8' doors
95T Top Strike
95B Bottom Strike (80 Series Only)



OPTIONS

F Fire Rated (3 Hour) - Specify prefix F (ex. F8001) - Fire pin included for F81 Series Only Add \$150

For Electrified Options see pages 51-59

48" Add for 4-foot door width Add \$50
Custom lengths - Specify size (min. 24" to max. 48") Add \$75

NOTE: See Electrified Options for availability on devices shorter than 30", certain sizes come with EC2 endcap

120" Add for door height 97" to 120" (10 ft.) Add \$100
EC2 Flush Endcap No charge when ordered with device

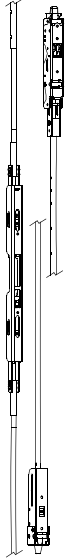
AM Antimicrobial (AM coating applied to pushpad only) Add \$80
SN1 Sex Nuts / Throughbolts (Device with trim requires 1 set / Device only requires 3 sets) \$24 PER SET
KS Keystop Installed (alarm always armed when key removed) Add \$9
SLR Silent Pushpad Return Add \$80

CD Cylinder Dogging No charge when ordered with device
LD Less Dogging No charge when ordered with device

NOTE - Cylinders not included. Products on this page can be ordered with cylinders (C65) or Interchangeable core housings (IC7) pre-installed at Detex prior to shipping (See page 65).

NOTE:
For all trim information and graphics see page 30





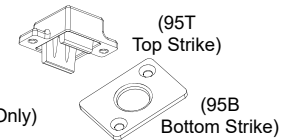
	Top & Bottom Rod Device	Top Rod Only Device	Finishes				
			630 (Std.)	628	693, 695	606, 612	605, 611, 613, 629
Device Only - Exit Only	82	83	\$3,438	\$3,063	\$3,320	\$3,719	\$4,190
	Outside Function	Device/Function/Trim	630/630	628/630			
Device with pull trim	01 Exit only, cover plate	8201CV 8301CV	\$3,697	\$3,322	\$3,655	\$4,054	\$4,525
	02 Dummy pull trim	8202CV 8302CV	\$3,787	\$3,412	\$3,788	\$4,141	\$4,612
		8202WP 8302WP	\$3,729	\$3,354	N/A	N/A	N/A
	03 Key Retracts Latch pull trim	8203CV 8303CV	\$3,891	\$3,516	\$3,834	\$4,233	\$4,704
03 Key Retracts Latch cylinder trim	8203WSV 8303WSV	\$3,774	\$3,399	\$3,676	\$4,091	\$4,598	
			630/626	628/626			
Device with lever trim	01 Blank Escutcheon	8201DV 8301DV	\$4,077	\$3,702	\$4,001	\$4,400	\$4,913
	02 Dummy Lever Trim	8202DV 8302DV	\$4,077	\$3,702	\$4,001	\$4,400	\$4,913
	08 Key Locks/Unlocks Lever	8208DV 8308DV	\$4,159	\$3,784	\$4,135	\$4,541	\$5,036
	09 Key Unlocks Lever; Locked when key removed	8209DV 8309DV	\$4,159	\$3,784	\$4,135	\$4,541	\$5,036
	14 Lever Always Active	8214DV 8314DV	\$4,159	\$3,784	\$4,135	\$4,541	\$5,036
	EU Electric Lock/Unlock	82EUV 83EUV	\$4,983	\$4,608	\$4,794	\$5,387	\$5,858

NOTE: Devices are shipped RHR unless specified LHR (Field Reversible)
For Top Rod Only Device specify 83 (example 8301CV)

DEVICE COMES STANDARD WITH:

Same finish, device exterior (except 628 finish which includes stainless steel cover, pushpad and endcap)
36" Device for 3-foot doors
EC1 Ramped Endcap - Heavy Duty

Hex Dogging
80" - 96" Fits 6'8" to 8' doors
95T Top Strike
95B Bottom Strike (80 Series Only)



OPTIONS

(N/C* - No charge when ordered with device)

F Fire Rated (3 Hour) - Specify prefix F (ex. F8201) - Fire pin included for F83 Series Only	Add \$150
For Electrified Options see pages 51-59	
48" Add for 4-foot door width	Add \$50
Custom lengths - Specify size (min. 24" to max. 48")	Add \$75
NOTE: See Electrified Options for availability on devices shorter than 30", certain sizes come with EC2 endcap	
120" Add for door height 97" to 120" (10 ft.)	Add \$100
EC2 Flush Endcap	No charge when ordered with device
AM Antimicrobial (AM coating applied to pushpad only)	Add \$80
SN1 Sex Nuts / Throughbolts (Device with trim requires 1 set / Device only requires 3 sets)	\$24 PER SET
KS Keystop Installed (alarm always armed when key removed)	Add \$9
SLR Silent Pushpad Return	Add \$80
CD Cylinder Dogging	No charge when ordered with device
LD Less Dogging	No charge when ordered with device

NOTE - Cylinders not included. Products on this page can be ordered with cylinders (C65) or Interchangeable core housings (IC7) pre-installed at Detex prior to shipping (See page 65).

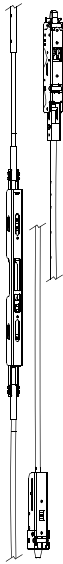
NOTE:
For all trim information and graphics see page 30



(EC2 Endcap)



(EC1 Endcap)



	Top & Bottom Rod Device	Finishes					
		630 (Std.)	628	693, 695	606, 612	605, 611, 613, 629	
Device Only - Exit Only	87	\$4,535	N/A	\$4,276	\$4,963	\$5,516	
Outside Function	Device/Function/Trim	630/630					
Device with pull trim	01 Exit only, cover plate	8701CV	\$4,794	N/A	\$4,611	\$5,298	\$5,851
	02 Dummy pull trim	8702CV	\$4,884	N/A	\$4,744	\$5,385	\$5,938
		8702WP	\$4,826	N/A	N/A	N/A	N/A
	03 Key Retracts Latch pull trim	8703CV	\$4,988	N/A	\$4,790	\$5,477	\$6,030
	03 Key Retracts Latch cylinder trim	8703WSV	\$4,871	N/A	\$4,632	\$5,335	\$5,924
		630/626					
Device with lever trim	01 Blank Escutcheon	8701DV	\$5,174	N/A	\$4,957	\$5,644	\$6,239
	02 Dummy Lever Trim	8702DV	\$5,174	N/A	\$4,957	\$5,644	\$6,239
	08 Key Locks/Unlocks Lever	8708DV	\$5,256	N/A	\$5,091	\$5,785	\$6,362
	09 Key Unlocks Lever; Locked when key removed	8709DV	\$5,256	N/A	\$5,091	\$5,785	\$6,362
	14 Lever Always Active	8714DV	\$5,256	N/A	\$5,091	\$5,785	\$6,362
	EU Electric Lock/Unlock	87EUV	\$6,080	N/A	\$5,750	\$6,631	\$7,184

NOTE:
For all trim information and graphics see page 30



(EC2 Endcap)

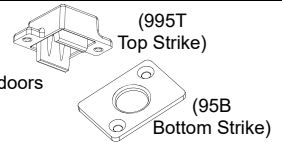


(EC1 Endcap)

DEVICE COMES STANDARD WITH:

Same finish, device exterior
36" Device for 3-foot doors
EC1 Ramped Endcap - Heavy Duty

Hex Dogging
80" - 96" Fits 6'8" to 8' doors
995T Top Strike
95B Bottom Strike



OPTIONS

T Tornado Rated (maximum 42" wide and 88" tall) Add \$75
F Fire Rated (Contact Factory) Add \$150

For Electrified Options see pages 51-59

48" Add for 4-foot door width Add \$50
Custom lengths - Specify size (min. 24" to max. 48") Add \$75

NOTE: See Electrified Options for availability on devices shorter than 30", certain sizes come with EC2 endcap






120" Add for door height 97" to 120" (10 ft.) Add \$100
EC2 Flush Endcap No charge when ordered with device

AM Antimicrobial (AM coating applied to pushpad only) Add \$80
SN1 Sex Nuts / Throughbolts (Device with trim requires 1 set / Device only requires 3 sets) \$24 PER SET
KS Keystop Installed (alarm always armed when key removed) Add \$9
SLR Silent Pushpad Return Add \$80

CD Cylinder Dogging (Cylinder Dogging and Hex Dogging not available with Tornado Rated Device - Contact factory for dogging options) No charge when ordered with device
LD Less Dogging No charge when ordered with device

NOTE - Cylinders not included. Products on this page can be ordered with cylinders (C65) or Interchangeable core housings (IC7) pre-installed at Detex prior to shipping (See page 65).






PLATES AND PULL TRIMS

WSV Trim for 70/80 Series Devices		WP Trim for 70/71/80/81/82/83/87 Series Devices		CV Trim for 70/80 Series Devices S Handle			
 03WSV		 02WP		   01CV 02CV 03CV			
Antimicrobial (AM) - Add \$80							
			Finishes				
Function	Description	Trim	626	630 (Std.)	693, 695	606, 612	605, 611, 613, 625, 629
03*	Key retracts latch	WSV	\$336	N/A	\$356	\$372	\$408
02	Dummy pull (wire)	WP	N/A	\$291	N/A	N/A	N/A
01	Exit only, cover plate	CV	N/A	\$259	\$335	\$335	\$335
02	Dummy pull	CV	N/A	\$349	\$468	\$422	\$422
03*	Key retracts latch	CV	N/A	\$453	\$514	\$514	\$514

* Rim cylinder not included (order separately - see page 65)



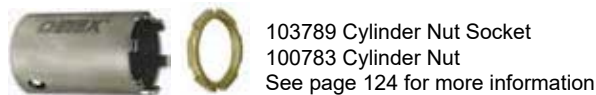
LEVER TRIMS

DV Trim - for 70/71/80/81/82/83/87 Series Devices							
 08DV 09DV		 02DV 14DV		 S Lever (Std.)	 T Lever	 U Lever	
Lever Switch (LS) - Add \$275 • Knurling (KN) - Add \$90 • Antimicrobial (AM) - Add \$80							
			Finishes				
Function	Description	Trim	Lever	626 (Std.)	693, 695	606, 612	605, 611, 613, 625 ^Ω
01	Blank Escutcheon	DV	S, T or U	\$639	\$681	\$681	\$723
02	Dummy lever	DV	S, T or U	\$639	\$681	\$681	\$723
08*	Key locks/unlocks lever	DV	S, T or U	\$721	\$815	\$822	\$846
09*	Lever trim active by key; locked when key removed	DV	S, T or U	\$721	\$815	\$822	\$846
14	Lever always active	DV	S, T or U	\$721	\$815	\$822	\$846

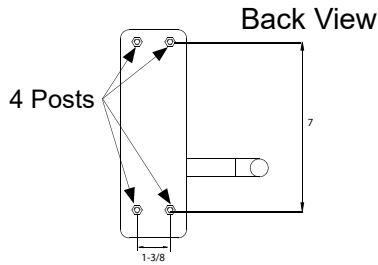
* Mortise cylinder not included (order separately - see page 65)

^ΩUse 625 finish for lever trim to match 629 exit device finish.

NOTE: Lever Trims are shipped RHR unless specified LHR (02, 08, 09 and 14 are Field Reversible)



EUV Electrified Lever Trim - for 70/71/80/81/82/83/87 Series Devices



Function	Description	Trim	Lever	Finishes			
				626 (Std.)	693, 695	606, 612	605, 611, 613, 625 ^Ω
EU*	Electric Lock/Unlock	EUV	S, T or U	\$1,545	\$1,474	\$1,668	\$1,668
(For EU specify Fail Secure [FSE - std.] or Fail Safe [FSA] and specify handing - not field reversible)							
* Mortise cylinder not included (order separately - see page 65)							
Ω Use 625 finish for lever trim to match 629 exit device finish.							
NOTE: Lever Trims are shipped RHR unless specified LHR							




Also available 12VDC - specify 12VDC

LS Lever Switch available - Add \$275
 Knurling available - Add \$90
 Antimicrobial available - Add \$80

FSB LEVERS



Wide Stile FSB Levers For Use With 70/71/80/81/82/83/87 Series (long lead times apply)



Example 08DVFSB1075

Function	Description	Trim	Lever	Finishes			
				630 (Std.)	693, 695	606, 612	605, 611, 613, 629
02	Dummy lever	DV	FSB____†	\$1,105			
08*	Key locks/unlocks lever	DV	FSB____†	\$1,154			
09*	Key unlocks lever; locked when key removed	DV	FSB____†	\$1,154	Contact factory for special pricing and extended lead times.		
14	Lever always active	DV	FSB____†	\$1,154			
EU*	Electric Lock/Unlock	DV	FSB____†	\$1,775			
(For EU specify Fail Secure [FSE - std.] or Fail Safe [FSA] and specify handing - not field reversible)							

FSB Lever Trims available in 630 / US32D Brushed Stainless Steel finish only

* Mortise cylinder not included (order separately - see page 65)

NOTE: Lever Trims are shipped RHR unless specified LHR (02, 08, 09 and 14 are Field Reversible)

† To order, use FSB then 4 letter designator. (Example: FSB1076)



00/05 SERIES NO LATCH RAIL (NO MOVING PARTS)



(EC1 Endcap)



(EC2 Endcap)

Function	Device	Finishes				
		630 (Std.)	628	693, 695	606, 612	605, 611, 613, 629
00 Wide Stile, No moving parts, rail with 2 end caps	0000	\$1,037	\$1,037	\$1,042	\$1,418	\$1,528
05 Narrow Stile, No moving parts, rail with EC2 end caps	0500xEC2	\$1,238	\$1,238	\$1,258	\$1,632	\$1,741

01/04 SERIES NO LATCH DUMMY BAR (ACTIVE PUSHPAD)



01 Series



04 Series

Function	Device	Finishes				
		630 (Std.)	628	693, 695	606, 612	605, 611, 613, 629
01 Active pushpad, std. head cover, no latch bolt	01	\$1,165	\$1,165	\$1,186	\$1,560	\$2,141
04 Active pushpad, narrow head cover, no latch bolt	04	\$1,317	\$1,317	\$1,340	\$1,716	\$2,292

Outside Function	Device/Function/Trim	630/630	628/630	693/695	606/612	605/611, 613, 629
01 Active pushpad, std. head cover, no latch bolt	0101C	\$1,432	\$1,432	\$1,521	\$1,895	\$2,476
	0101W	\$1,381	\$1,381	\$1,432	\$1,812	\$2,393
	0102C	\$1,572	\$1,572	\$1,667	\$1,992	\$2,573
	0102D	\$1,756	\$1,756	\$1,823	\$2,225	\$2,855
04 Active pushpad, narrow head cover, no latch bolt	0401CN	\$1,577	\$1,577	\$1,675	\$2,051	\$2,627
	0402CN	\$1,713	\$1,713	\$1,821	\$2,149	\$2,725
	0402DN	\$1,863	\$1,863	\$1,948	\$2,354	\$2,979

OPTIONS

	Price
W Weatherized (Mechanical only - For weatherized electrified functions, see Electrified Options) For Electrified Options see pages 51-59	Add \$200
48" Add for 4-foot door width	Add \$50
Custom lengths - Specify size (min. 24" to max. 48")	Add \$75
SLR Silent Pushpad Return (01 only)	Add \$80

NOTES

ADVANTEX® 10 SERIES (WIDE RIM)

RATING

For no rating, leave blank

H = Hurricane Rated

F = Fire Rated (Less/No Dogging)

Only)

FH = Hurricane and Fire Rated

OUTSIDE TRIM / DEVICE FINISH

605 = Polished Brass (PVD)

606 = Brushed brass (PVD)

611 = Polished bronze (PVD)

612 = Brushed bronze (PVD)

613 = Oil rubbed bronze

625 = Polished chrome

626 = Brushed chrome (std. on lever trims)

628 = Aluminum, powder coated (device only)

629 = Polished stainless steel

630 = Brushed stainless steel (std. on pull trims & device)

693 = Black, powder coated

695 = Dark bronze, powder coated

DOGGING FUNCTION

LD = Less/No dogging

HD = Hex key dogging

CD = Cylinder key dogging

PRE-INSTALLED CYLINDERS

If cylinders provided by others, leave blank

MC65 = Mortise Cylinder(s) 6pin/Keyed 5

IC7 = Mortise Cylinder(s) SFIC housing

IK7 = Mortise Cylinder(s) InstakKey housing

RC65 = Rim Cylinder(s) 6pin/Keyed 5

IC7R = Rim Cylinder(s) SFIC housing

IK7R = Rim Cylinder(s) InstakKey housing

ENDCAP

EC1 = Ramped endcap*

EC2 = Flush endcap

POWER TRANSFERS

For no power transfers, leave blank

FC3 = 3' Flex Conduit

FC-10 = 10' Flex Conduit

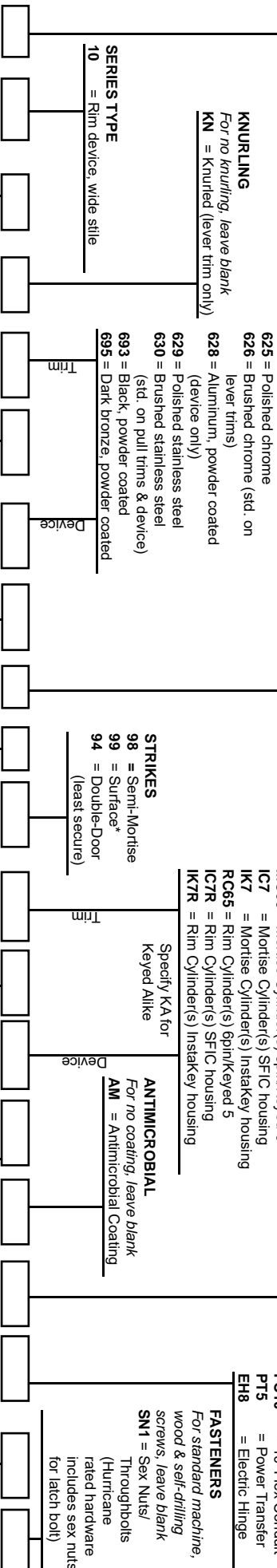
PTS = Power Transfer

EH8 = Electric Hinge

FASTENERS

For standard machine, wood & self-drilling screws, leave blank

SN1 = Sex Nuts/ Throughbolts (Hurricane rated hardware includes sex nuts for latch bolt)



OUTSIDE TRIM FUNCTION

For no outside trim, leave blank

01C = Exit only, blank plate

01W = Exit only, wide blank plate - long

02C = Dummy pull trim

02Z = Inactive Vandal pull handle (handed)

03C = Key retracts latch; pull trim

03Z = Key retracts latch; vandal pull handle (handed)

03W = Key retracts latch; wide plate - long

03WS = Key retracts latch; plate - short

01D = Dummy lever trim

08D = Active lever, key locks / unlocks lever. Wide lever handle (handed) (J, Q, S, T, U or FSB 1076 lever**)

09D = Lever trim active by key, locked when key removed. Wide lever handle (handed) (J, Q, S, T, U or FSB 1076 lever**)

10D = Double cylinder. Wide lever handle (handed) (J, Q, S, T, U or FSB 1076 lever**)

14D = Active lever, no key cylinder. Wide lever handle (handed) (J, Q, S, T, U or FSB 1076 lever**)

CBK = Cylinder bracket kit. 03 only, plate & pull handle by others required

EU = Electric Unlock Trim (24VDC & Fail Secure [FSE] Std.) - Specify handling (not field reversible). For 12VDC specify 12VDC. For Fail Safe specify FSA

DOOR HANDLING

RHR = Right hand reverse*

LHR = Left hand reverse

ELECTRIFIED FUNCTION

For no electrified function, leave blank

Standard

EA = Hardwired Electric Alarm

EA EX = Exit Alarm with Request To Exit (Signal) Switch

EA EXV = Exit Alarm with Request To Exit (3Amp Current) Switch

ED = Electric Dogging

EX = Request To Exit (Signal) Switch

EXV = Request To Exit (3Amp Current) Switch

EI = Electric Integration (logic controller required)

ES = Electric Switching (dead latch & OKC switches)

SWITCHING

For no switching, leave blank

LX = Latch Bolt Signal Switch

LXV = Latch Bolt 3 Amp Current Switch

DOOR WIDTH

24" wide door

30" wide door

36" wide door (3")*

48" wide door (4')

SILENCER

For standard pushpad, leave blank

SLR = Silent Latch & Pushpad

Delayed Egress

Select Arming Delay, Delayed Egress

Time and Silent Arming

EE = Delayed Egress

Power Supply for Delayed Egress

Comes standard with 90-800 power supply

Single = (1) 90-800 w/o bat backup

Pair = (1) 90-800 w/o bat backup

Delayed Egress/Latch Retraction

EE ER = Delayed Egress with Electric Latch Retraction (silencer standard)

Required Power Supply / Controller for Delayed Egress with Latch Retraction (EE ER)

Order/Sold Separately

Single EE ER = 84-800

Pair of EE ER = 85-800

One EE ER and One EE = 85-800 EE

One EE ER and One ER = 85-800 ER

Latch Retraction

ER EX = Electric Latch Retraction with Request To Exit Switch (silencer standard)

Power Supply / Controller for Latch Retraction Only (ER EX)

Order/Sold Separately

Single = 81-800

Pair = 82-800


2 Independent Singles = 83-800

Fire-rated trims must be fail safe (FSA)

**Other FSB levers available: 1016, 1035, 1058, 1075, 1093, 1119, 1147. FSB levers available in 630 finish only. See catalog pages for more information.

NOTE: * = default/standard

Also see online version at detex.com/hto



Detex products can expose you to chemicals including Chromium (hexavalent compounds) and Lead, which are known to the State of California to cause cancer and birth defects or other reproductive harm. For more information go to www.detex.com/pp065

ADVANTEX® 10XW SERIES (WIDE RIM, WEATHERIZED)



RATING

For no rating, leave blank
H = Hurricane Rated
F = Fire Rated (Less/No Dogging Only)
FH = Hurricane and Fire Rated

OUTSIDE TRIM / DEVICE FINISH

605 = Polished brass (PVD)
 606 = Brushed brass (PVD)
 611 = Polished bronze (PVD)
 612 = Brushed bronze (PVD)
 613 = Oil rubbed bronze
 625 = Polished chrome
 626 = Brushed chrome (std. on lever trims)
 628 = Aluminum, powder coated (device only)
 629 = Polished stainless steel
 630 = Brushed stainless steel (std. on pull trims & device)
 693 = Black, powder coated
 695 = Dark bronze, powder coated

DOGGING FUNCTION

LD = Less/No dogging
 HD = Hex key dogging
 CD = Cylinder key dogging

PRE-INSTALLED CYLINDERS

If cylinders provided by others, leave blank
MC65 = Mortise Cylinder(s) 6pin/Keyed 5
IC7 = Mortise Cylinder(s) SFlC housing
IK7 = Mortise Cylinder(s) Instakey housing
RC65 = Rim Cylinder(s) 6pin/Keyed 5
IC7R = Rim Cylinder(s) SFlC housing
IK7R = Rim Cylinder(s) Instakey housing

POWER TRANSFERS

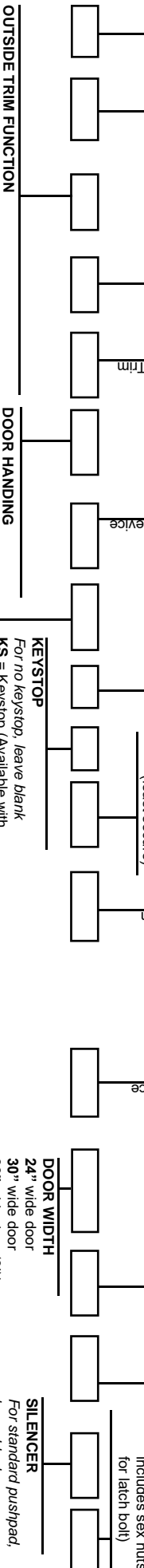
For no power transfers, leave blank
FC3W = 3" Weatherized Flex Conduit
FC10W = 10" Weatherized Flex Conduit
PT5 = Power Transfer
EH8 = Electric Hinge

FASTENERS

For standard machine, wood & self-drilling screws, leave blank
SN1 = Sex Nuts/ Throughbolts (Hurricane rated hardware includes sex nuts for latch bolt)

KNURLING
 For no knurling, leave blank
KN = Knurled (lever trim only)

SERIES TYPE
10XW = Weatherized Rim device, wide stile (not-electrified)



OUTSIDE TRIM FUNCTION

For no outside trim, leave blank
01C = Exit only, blank plate
01W = Exit only, wide blank plate - long
02C = Dummy pull trim
02Z = Inactive Vandal pull handle (handed)
03C = Key retracts latch, pull trim
03Z = Key retracts latch; Vandal pull handle (handed)
03WS = Key retracts latch; wide plate - long
03WS = Key retracts latch; plate - short
01D = Blank escutcheon
02D = Dummy lever trim
08D = Active lever, key locks / unlocks lever; Wide lever handle (handed) (J, Q, S, T, U or FSB1076 lever)**
09D = Lever trim active by key, locked when key removed; Wide lever handle (handed) (J, Q, S, T, U or FSB1076 lever)** (storeroom)
14D = Active lever, no key cylinder; Wide lever handle (handed) (J, Q, S, T, U or FSB1076 lever***) (passage)
CBK = Cylinder bracket kit, 03 only, plate & pull handle by others required
EU = Electric Unlock Trim (24VDC & Fail Secure [FSE] Std.) - Specify handling (not field reversible). For 12VDC specify 12VDC. For Fail Safe specify FSA

DOOR HANDING

RHR = Right hand reverse*
 LHR = Left hand reverse

KEYSTOP

For no keystop, leave blank
KS = Keystop (Available with EB W functions)

ELECTRIFIED FUNCTION

For no electrified function, leave blank

Weatherized Alarms

Select Arming Time and Auto Rearm
EB W = Electric Battery Operated Alarm Weatherized
EB EX W = Electric Battery Operated Exit Alarm Weatherized with Request To Exit (Signal) Switch
EB EXV W = Electric Battery Operated Exit Alarm Weatherized with Request To Exit (3Amp Current) Switch

Weatherized Others

ER EX W = Electric Latch Retraction Switch (silencer standard)
EX W = Request To Exit (Signal) Switch Weatherized
EXV W = Request To Exit (3Amp Current) Switch Weatherized
WDE = Weatherized Delayed Egress (see EasyKis)

Latch Retraction

ER EX W = Electric Latch Retraction Weatherized with Request To Exit Switch (silencer standard)

Power Supply / Controller for Latch Retraction Only (ER EX W)

Order/Sold Separately
 Single = 81-800
 Pair = 82-800
 2 Independent Singles = 83-800

DOOR WIDTH

24" wide door
 30" wide door
 36" wide door (3")*
 48" wide door (4")

ENDCAP

EC1 = Ramped endcap*
EC2 = Flush endcap

SILENCER

For standard pushpad, leave blank
SLR = Silent Latch & Pushpad

Fire-rated trims must be fail safe (FSA)

**Other FSB levers available: 1016, 1035, 1058, 1075, 1093, 1119, 1147. FSB levers available in 630 finish only. See catalog pages for more information.

NOTE: * = default/standard

Also see online version at detex.com/hto

Detex products can expose you to chemicals including Chromium (hexavalent compounds) and Lead, which are known to the State of California to cause cancer and birth defects or other reproductive harm. For more information go to www.detex.com/pp065

ADVANTEX® 20/21 SERIES (WIDE SURFACE VERTICAL ROD)

RATING

For no rating, leave blank

H = Hurricane Rated

F = Fire Rated (Less/No Dogging)

Only - Fire pin included for F21

FH = Hurricane and Fire Rated

OUTSIDE TRIM / DEVICE FINISH

605 = Polished brass (PVD)

606 = Brushed brass (PVD)

611 = Polished bronze (PVD)

612 = Brushed bronze (PVD)

613 = Oil rubbed bronze

625 = Polished chrome

626 = Brushed chrome (std. on lever trims)

628 = Aluminum, powder coated (device only)

629 = Polished stainless steel

630 = Brushed stainless steel (std. on pull trims & device)

693 = Black, powder coated

695 = Dark bronze, powder coated

PRE-INSTALLED CYLINDERS

If cylinders provided by others, leave blank

MC65 = Mortise Cylinder(s) gbr/ik/eyed 5

IC7 = Mortise Cylinder(s) SF/C housing

IK7 = Mortise Cylinder(s) Instakey housing

RC65 = Rim Cylinder(s) gbr/ik/eyed 5

IC7R = Rim Cylinder(s) SF/C housing

IK7R = Rim Cylinder(s) Instakey housing

ANTIMICROBIAL

For no coating, leave blank

AM = Antimicrobial Coating

ENDCAP

EC1 = Rampend endcap*

EC2 = Flush endcap

FASTENERS

For standard machine, wood & self-drilling screws, leave blank

SN1 = Sex Nuts/Throughbolts

SILENCER

For standard pushpad, leave blank

SLR = Silent Latch & Pushpad

PT5 = Power Transfer

EH8 = Electric Hinge

POWER TRANSFERS

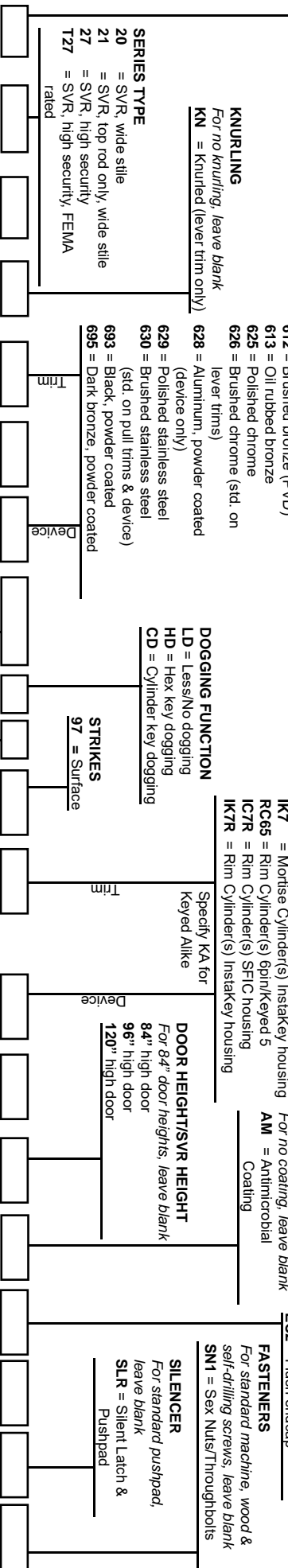
For no power transfers, leave blank

FC3 = 3" Flex Conduit

FC10 = 10" Flex Conduit

PT5 = Power Transfer

EH8 = Electric Hinge



OUTSIDE TRIM FUNCTION

For no outside trim, leave blank

01C = Exit only, blank plate

01W = Dummy pull trim, Wide blank plate - long

02C = Dummy pull trim

02Z = Inactive Vandal pull handle (handed)

03C = Key retracts latch: pull trim

03Z = Key retracts latch: Vandal pull handle (handed)

03W = Key retracts latch: wide plate - long

03WS = Key retracts latch: plate - short

01D = Blank escutcheon; Wide lever handle (handed) (J, Q, S, T, U or FSB1076 lever)**

02D = Dummy lever trim

08D = Active lever, key locks / unlocks lever; Wide lever handle (handed) (J, Q, S, T, U or FSB1076 lever**)

09D = Lever trim active by key, locked when key removed; Wide lever handle (handed) (J, Q, S, T, U or FSB1076 lever**)

14D = Active lever, no key cylinder; Wide lever handle (handed) (J, Q, S, T, U or FSB1076 lever**)

CBK = Cylinder bracket kit; 03 only, plate & pull handle by others required

EU = Electric Unlock Trim (24VDC & Fall Secure [FSE] Std.) - Specify handing (not field reversible). For 12VDC specify 12VDC. For Fall Safe specify FSA

Fire-rated trims must be fall safe (FSA)

**Other FSB levers available: 1016, 1035, 1058, 1075, 1093, 1119, 1147. FSB levers available in 630 finish only. See catalog pages for more information.

NOTE: * = default/standard

DOOR HANDING

RHR = Right hand reverse*

LHR = Left hand reverse

ELECTRIFIED FUNCTION

For no electrified function, leave blank

Standard

Select Arming Time and Auto Rearm

EA = Hardwired Electric Alarm

EA EX = Exit Alarm with Request To Exit (Signal) Switch

EA EXV = Exit Alarm with Request To Exit (3Amp Current) Switch

ED = Electric Dogging

EX = Request To Exit (Signal) Switch

EXV = Request To Exit (3Amp Current) Switch

Delayed Egress

Select Arming Delay, Delayed Egress Time and Silent Arming

EE = Delayed Egress

Power Supply for Delayed Egress

Comes standard with 90-800 power supply

Single = (1) 90-800 w/o bat backup

Pair = (1) 90-800 w/o bat backup

KEYSTOP

For no keystop, leave blank

KS = Keystop (Available with EA, EE, EE ER, EI functions)

KA = Keystop (Available with EA, EE, EE ER, EI functions)

KA EX = Keystop (Available with EA, EE, EE ER, EI functions)

KA EXV = Keystop (Available with EA, EE, EE ER, EI functions)

KA EX = Keystop (Available with EA, EE, EE ER, EI functions)

KA EXV = Keystop (Available with EA, EE, EE ER, EI functions)

KA EX = Keystop (Available with EA, EE, EE ER, EI functions)

KA EXV = Keystop (Available with EA, EE, EE ER, EI functions)

KA EX = Keystop (Available with EA, EE, EE ER, EI functions)

KA EXV = Keystop (Available with EA, EE, EE ER, EI functions)

KA EX = Keystop (Available with EA, EE, EE ER, EI functions)

KA EXV = Keystop (Available with EA, EE, EE ER, EI functions)

KA EX = Keystop (Available with EA, EE, EE ER, EI functions)

KA EXV = Keystop (Available with EA, EE, EE ER, EI functions)

KA EX = Keystop (Available with EA, EE, EE ER, EI functions)

KA EXV = Keystop (Available with EA, EE, EE ER, EI functions)

KA EX = Keystop (Available with EA, EE, EE ER, EI functions)

KA EXV = Keystop (Available with EA, EE, EE ER, EI functions)

KA EX = Keystop (Available with EA, EE, EE ER, EI functions)

KA EXV = Keystop (Available with EA, EE, EE ER, EI functions)

KA EX = Keystop (Available with EA, EE, EE ER, EI functions)

KA EXV = Keystop (Available with EA, EE, EE ER, EI functions)

KA EX = Keystop (Available with EA, EE, EE ER, EI functions)

KA EXV = Keystop (Available with EA, EE, EE ER, EI functions)

KA EX = Keystop (Available with EA, EE, EE ER, EI functions)

KA EXV = Keystop (Available with EA, EE, EE ER, EI functions)

KA EX = Keystop (Available with EA, EE, EE ER, EI functions)

KA EXV = Keystop (Available with EA, EE, EE ER, EI functions)

KA EX = Keystop (Available with EA, EE, EE ER, EI functions)

KA EXV = Keystop (Available with EA, EE, EE ER, EI functions)

KA EX = Keystop (Available with EA, EE, EE ER, EI functions)

KA EXV = Keystop (Available with EA, EE, EE ER, EI functions)

KA EX = Keystop (Available with EA, EE, EE ER, EI functions)

KA EXV = Keystop (Available with EA, EE, EE ER, EI functions)

Also see online version at detex.com/hto



ADVANTEX® 20XW/21XW SERIES (WIDE SURFACE VERTICAL ROD, WEATHERIZED)



RATING
 For no rating, leave blank
 H = Hurricane Rated
 F = Fire Rated (Less/No Dogging Only)
 FH = Hurricane and Fire Rated

OUTSIDE TRIM / DEVICE FINISH

- 605 = Polished brass (PVD)
- 606 = Brushed brass (PVD)
- 611 = Polished bronze (PVD)
- 612 = Brushed bronze (PVD)
- 613 = Oil rubbed bronze
- 625 = Polished chrome
- 626 = Brushed chrome (std. on lever trims)
- 628 = Aluminum, powder coated (device only)
- 629 = Polished stainless steel
- 630 = Brushed stainless steel (std. on pull trims & device)
- 693 = Black, powder coated
- 695 = Dark bronze, powder coated

PRE-INSTALLED CYLINDERS

- If cylinders provided by others, leave blank
- MC65 = Mortise Cylinder(s) 6pin/Keyed 5
 - IC7 = Mortise Cylinder(s) SFGC housing
 - IK7 = Mortise Cylinder(s) InstaKey housing
 - RC65 = Rim Cylinder(s) 6pin/Keyed 5
 - IC7R = Rim Cylinder(s) SFGC housing
 - IK7R = Rim Cylinder(s) InstaKey housing

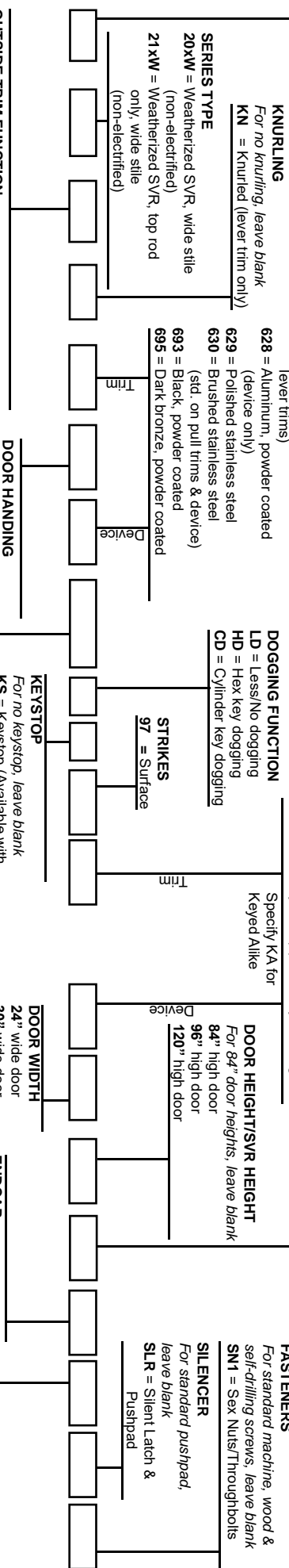
ANTIMICROBIAL
 For no coating, leave blank
 AMI = Antimicrobial Coating

FASTENERS

For standard machine, wood & self-drilling screws, leave blank
 SN1 = Sex Nut/Throughbolts

SILENCER

For standard pushpad, leave blank
 SLR = Silent Latch & Pushpad



OUTSIDE TRIM FUNCTION

For no outside trim, leave blank

- 01C = Exit only, blank plate
- 01W = Dummy pull trim, Wide blank plate - long
- 02C = Dummy pull trim
- 02Z = Inactive Vandal pull handle (handed)
- 03C = Key retracts latch; pull trim
- 03Z = Key retracts latch; Vandal pull handle (handed)
- 03W = Key retracts latch; wide plate - long
- 03WS = Key retracts latch; plate - short
- 01D = Blank escutcheon; Wide lever handle (handed) (J, Q, S, T, U or FSB1076 lever)**
- 02D = Dummy lever trim
- 08D = Active lever, key locks / unlocks lever; Wide lever handle (handed) (J, Q, S, T, U or FSB1076 lever**)
- 09D = Lever trim active by key, locked when key removed; Wide lever handle (handed) (J, Q, S, T, U or FSB1076 lever**)
- 14D = Active lever, no key cylinder; Wide lever handle (handed) (J, Q, S, T, U or FSB1076 lever**)
- CBK = Cylinder bracket kit, 03 only, plate & pull handle by others required
- EU = Electric Unlock Trim (24VDC & Fail Secure [FSE] Std.) - Specify handing (not field reversible). For 12VDC specify 12VDC. For Fail Safe specify FSA

DOOR HANDLING
 RHR = Right hand reverse*
 LHR = Left hand reverse

ELECTRIFIED FUNCTION

For no electrified function, leave blank

- Weatherized Alarms**
 Select Arming Time and Auto Rearm
- EB W = Electric Battery Operated Exit Alarm Weatherized
 - EB EX W = Electric Battery Operated Exit Alarm Weatherized with Request To Exit (Signal) Switch
 - EB EX V W = Electric Battery Operated Exit Alarm Weatherized with Request To Exit (3Amp Current) Switch

Latch Retraction

ER EX W = Electric Latch Retraction Weatherized with Request To Exit Switch (silencer standard)

Power Supply / Controller for Latch Retraction Only (ER EX W)
 Order/Sold Separately
 Single = 81-800
 Pair = 82-800
 2 Independent Singles = 83-800

Weatherized Others

- ER EX W = Electric Latch Retraction Weatherized with Request To Exit Switch (silencer standard)
- EX W = Request To Exit (Signal) Switch Weatherized
- EX V W = Request To Exit (3Amp Current) Switch Weatherized
- WDE = Weatherized Delayed Egress (see EasyKits)

POWER TRANSFERS


For no power transfers, leave blank
 FC3W = 3' Weatherized Flex Conduit
 FC10W = 10' Weatherized Flex Conduit
 PTS = Power Transfer
 EH8 = Electric Hinge

Fire-rated trims must be fail safe (FSA)

**Other FSB levers available: 1016, 1035, 1058, 1075, 1093, 1119, 1147, FSB levers available in 630 finish only. See catalog pages for more information.

NOTE: * = default/standard

Also see online version at detex.com/hfo



Detex products can expose you to chemicals including Chromium (hexavalent compounds) and Lead, which are known to the State of California to cause cancer and birth defects or other reproductive harm. For more information go to www.detex.com/prp65

ADVANTEX® 30 SERIES (MORTISE)

RATING

For no rating, leave blank
 "F" = Fire Rated (Less/No Dogging Only)

OUTSIDE TRIM / DEVICE FINISH

- 605 = Polished brass (PVD)
- 606 = Brushed brass (PVD)
- 611 = Polished bronze (PVD)
- 612 = Brushed bronze (PVD)
- 613 = Oil rubbed bronze
- 625 = Polished chrome
- 626 = Brushed chrome (std. on lever trims)
- 628 = Aluminum, powder coated (device only)
- 629 = Polished stainless steel
- 630 = Brushed stainless steel (std. on pull trims & devices)
- 693 = Black, powder coated
- 695 = Dark bronze, powder coated

STRIKES

- 90 = Non-handed curved lip
- 91 = ANSI flat lip
- 92 = Double door short open back
- 93 = Double door long open back

DOGGING FUNCTION

- LD = Less/No dogging
- HD = Hex key dogging
- CD = Cylinder key dogging

KEYSTOP

For no key/stop, leave blank
 KS = Keystop (Available with EA, EE, EE ER, EI functions)

ELECTRIFIED FUNCTION

For no electrified function, leave blank

Standard

- EA = Hardwired Electric Alarm
- EA EX = Exit Alarm with Request To Exit (Signal) Switch
- EA EXV = Exit Alarm with Request To Exit (3Amp Current) Switch
- ED = Electric Dogging
- EX = Request To Exit (Signal) Switch
- EXV = Request To Exit (3Amp Current) Switch
- ES = Electric Switching (dead latch & OKC switches)

Delayed Egress

Select Arming Delay, Delayed Egress Time and Silent Arming
 EE = Delayed Egress

Power Supply for Delayed Egress

Cornes standard with 90-800 power supply
 Single = (1) 90-800 w/o bat backup
 Pair = (1) 90-800 w/o bat backup

PRE-INSTALLED CYLINDERS

If cylinders provided by others, leave blank
 MC65 = Mortise Cylinder(s) 6pin/Keyed 5
 IC7 = Mortise Cylinder(s) SFIC housing
 IK7 = Mortise Cylinder(s) Instakey housing
 RC65 = Rim Cylinder(s) 6pin/Keyed 5
 IC7R = Rim Cylinder(s) SFIC housing
 IK7R = Rim Cylinder(s) Instakey housing

ENDCAP

- EC1 = Ramped endcap*
- EC2 = Flush endcap

ANTIMICROBIAL

For no coating, leave blank
 AM = Antimicrobial Coating

DOOR WIDTH

- 24" wide door
- 30" wide door
- 36" wide door (3)*
- 48" wide door (4)

SILENCER

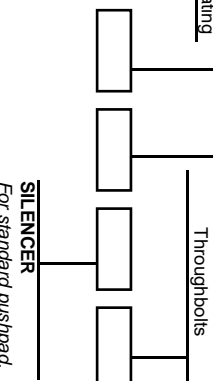
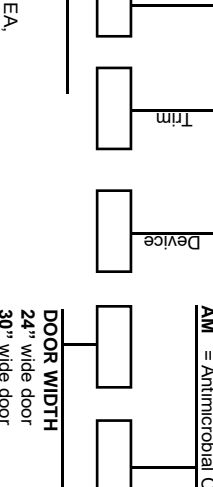
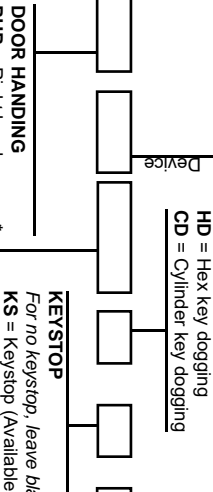
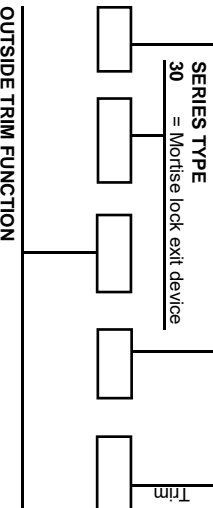
For standard pushpad, leave blank
 SLR = Silent Latch & Pushpad

POWER TRANSFERS

For no power transfers, leave blank
 FC3 = 3' Flex Conduit
 FC10 = 10' Flex Conduit
 P15 = Power Transfer
 E15 = Electric Hinge

FASTENERS

For standard machine, wood & self-drilling screws, leave blank
 SN1 = Sex Nuts/Throughbolts



Fire-rated trims must be full safe (FSA)
 **Other FSB levers available: 1016, 1035, 1058, 1075, 1093, 1119, 1147. FSB levers available in 630 finish only. See catalog pages for more information.
 NOTE: * = default/standard

Also see online version at detex.com/hfo



Detex products can expose you to chemicals including Chromium (hexavalent compounds) and Lead, which are known to the State of California to cause cancer and birth defects or other reproductive harm. For more information go to www.detex.com/pp065

NOTES

ADVANTEX® 40 SERIES (NARROW RIM)

RATING

For no rating, leave blank

- H = Hurricane
- F = Fire Rated (Less/No Dogging Only)
- FH = Hurricane and Fire Rated

OUTSIDE TRIM / DEVICE FINISH

- 605 = Polished brass (PVD)
- 606 = Brushed brass (PVD)
- 611 = Polished bronze (PVD)
- 612 = Brushed bronze (PVD)
- 613 = Oil rubbed bronze
- 625 = Polished chrome
- 626 = Brushed chrome (std. on lever trims)
- 628 = Aluminum, powder coated (device only)
- 629 = Polished stainless steel
- 630 = Brushed stainless steel (std. on pull trims & device)
- 693 = Black, powder coated
- 695 = Dark bronze, powder coated

DOGGING FUNCTION

- LD = Less/No dogging
- HD = Hex key dogging
- CD = Cylinder key dogging

PRE-INSTALLED CYLINDERS

- If cylinders provided by others, leave blank
- MIC65 = Mortise Cylinder(s) 6pin/Keyed 5
 - IC7 = Mortise Cylinder(s) SFIC housing
 - IK7 = Mortise Cylinder(s) InstaKey housing
 - RC65 = Rim Cylinder(s) 6pin/Keyed 5
 - ICTR = Rim Cylinder(s) SFIC housing
 - IK7R = Rim Cylinder(s) InstaKey housing

ENDCAP

- EC1 = Ramped endcap*
- EC2 = Flush endcap

POWER TRANSFERS

- For no power transfers, leave blank
- FC3 = 3" Flex Conduit
 - FC10 = 10" Flex Conduit
 - PT5 = Power Transfer
 - EH8 = Electric Hinge

FASTENERS

- For standard machine, wood & self-drilling screws, leave blank
- SN1 = Sex Nursi/ Throughbolts (Hurricane rated hardware includes sex nuts for latch bolt)

ANTIMICROBIAL

- For no coating, leave blank
- AM = Antimicrobial Coating

Specify KA for Keyed Alike

STRIKES

- 98 = Semi-Mortise*
- 99 = Surface

DOOR WIDTH

- 24" wide door
- 30" wide door
- 36" wide door (3")*
- 48" wide door (4')

SILENCER

- For standard pushpad, leave blank
- SLR = Silent Latch & Pushpad

OUTSIDE TRIM FUNCTION

- For no outside trim, leave blank
- 01CN = Exit only, blank plate
 - 02CN = Dummy pull trim
 - 03CN = Key retracts latch, pull trim
 - 03WS = Key retracts latch, plate - shout
 - 01DN = Blank escutcheon; Narrow lever handle (handed) (J, Q, S, T, U or FSB1076 lever)**
 - 02DN = Dummy lever trim
 - 08DN = Active lever, key locks / unlocks lever; Narrow lever handle (handed) (J, Q, S, T, U or FSB 1076 lever**)
 - 09DN = Lever trim active by key, locked when key removed; Narrow lever handle (handed) (J, Q, S, T, U or FSB1076 lever**)
 - 14DN = Active lever, no key cylinder; Narrow lever handle (handed) (J, Q, S, T, U or FSB1076 lever**)

DOOR HANDING

- RHR = Right hand reverse*
- LHR = Left hand reverse

KEYSTOP

- For no keystop, leave blank
- KS = Keystop (Available with EA, EE, EE ER, EI functions)

SWITCHING

- For no switching, leave blank
- LX = Latch Bolt Signal Switch
 - LXV = Latch Bolt 3Amp Current Switch

ELECTRIFIED FUNCTION

For no electrified function, leave blank

- Latch Retraction
- ER EX = Electric Latch Retraction with Request To Exit Switch (silencer standard)

Power Supply / Controller for Latch Retraction Only (ER EX) Order/Sold Separately

- Single = 81-800
- Pair = 82-800
- 2 Independent Singles = 83-800

Delayed Egress/Latch Retraction

- EE ER = Delayed Egress with Electric Latch Retraction (silencer standard)
- Required Power Supply / Controller for Delayed Egress with Latch Retraction (EE ER) Order/Sold Separately

Single EE ER = 84-800

- Pair of EE ER = 85-800
- One EE ER and One EE = 85-800 EE
- One EE ER and One ER = 85-800 ER

- CBK** = Cylinder bracket kit, 03 only, plate & pull handle by others required
- EU2W** = Electric Unlock Trim (24VDC & Fail Secure [FSE] Std.) - Specify handling (not field reversible). For 12VDC specify 12VDC. For Fail Safe specify FSA.

Fire-rated trims must be fail safe (FSA)

For EU (Electric Unlock Trim), see Outside Trim Function -

**Other FSB levers available: 1016, 1035, 1058, 1075, 1093, 1119, 1147. FSB levers available in 630 finish only. See catalog pages for more information.

NOTE: * = default/standard

Delayed Egress
Select Arming Delay, Delayed Egress
Time and Silent Arming
EE = Delayed Egress

Power Supply for Delayed Egress
Comes standard with 90-800 power supply
Single = (1) 90-800 w/o bat backup
Pair = (1) 90-800 w/o bat backup

Also see online version at detex.com/hto



Detex products can expose you to chemicals including Chromium (hexavalent compounds) and Lead, which are known to the State of California to cause cancer and birth defects or other reproductive harm. For more information go to www.detex.com/pp065

ADVANTEX® 40XW SERIES (NARROW RIM, WEATHERIZED)



RATING

For no rating, leave blank
 H = Hurricane
 F = Fire Rated (Less/No Dogging Only)
 FH = Hurricane and Fire Rated

OUTSIDE TRIM / DEVICE FINISH

605 = Polished brass (PVD)
 606 = Brushed brass (PVD)
 611 = Polished bronze (PVD)
 612 = Brushed bronze (PVD)
 613 = Oil rubbed bronze
 625 = Polished chrome
 626 = Brushed chrome (std. on lever trims)
 628 = Aluminum, powder coated (device only)
 629 = Polished stainless steel
 630 = Brushed stainless steel (std. on pull trims & device)
 693 = Black, powder coated
 695 = Dark bronze, powder coated

DOGGING FUNCTION

LD = Less/No dogging
 HD = Hex key dogging
 CD = Cylinder key dogging

PRE-INSTALLED CYLINDERS

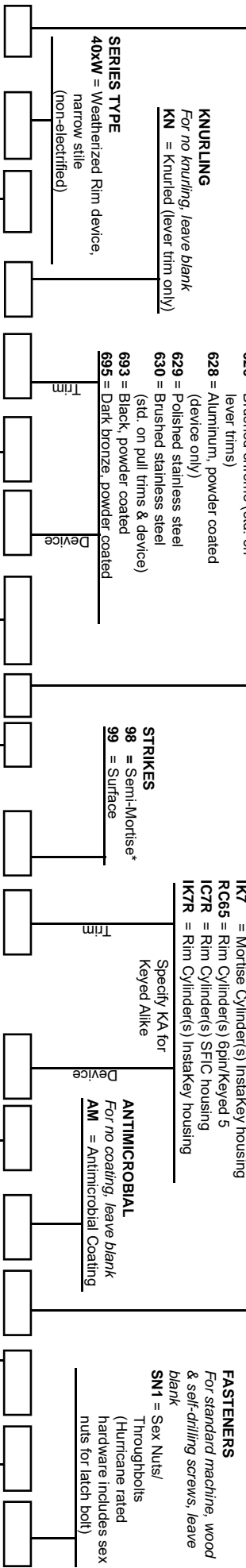
If cylinders provided by others, leave blank
 MC65 = Mortise Cylinder(s) 6pin/Keyed 5
 IC7 = Mortise Cylinder(s) SFIC housing
 IK7 = Mortise Cylinder(s) InstaKey housing
 RC65 = Rim Cylinder(s) 6pin/Keyed 5
 IC7R = Rim Cylinder(s) SFIC housing
 IK7R = Rim Cylinder(s) InstaKey housing

ENDCAP

EC1 = Ramped endcap*
 EC2 = Flush endcap

FASTENERS

For standard machine, wood & self-drilling screws, leave blank
 SN1 = Sex Nurs/
 Throughbolts (Hurricane rated hardware includes sex nuts for latch bolt)



OUTSIDE TRIM FUNCTION

For no outside trim, leave blank
 01CN = Exit only, blank plate
 02CN = Dummy pull trim
 03CN = Key retracts latch; pull trim
 03WS = Key retracts latch; plate - short
 01DN = Blank escutcheon; Narrow lever handle (handed) (J, Q, S, T, U or FSB1076 lever)**
 02DN = Dummy lever trim
 08DN = Active lever, key locks / unlocks lever; Narrow lever handle (handed) (J, Q, S, T, U or FSB1076 lever***) (classroom)
 09DN = Lever trim active by key, locked when key removed; Narrow lever handle (handed) (J, Q, S, T, U or FSB1076 lever***) (storeroom)
 14DN = Active lever, no key cylinder; Narrow lever handle (handed) (J, Q, S, T, U or FSB1076 lever***) (passage)
 CBK = Cylinder bracket kit; .03 only, plate & pull handle by others required
 EU2W = Electric Unlock Trim (24VDC & Fail Secure [FSE] Std.) - Specify handing (not field reversible); For 12VDC specify 12VDC; For Fail Safe specify FSA.

DOOR HANDING

RHR = Right hand reverse*
 LHR = Left hand reverse

KEYSTOP

For no keystone, leave blank
 KS = Keystop (Available with EB W functions)

ELECTRIFIED FUNCTION

For no electrified function, leave blank
Weatherized Alarms
 Select Arming Time and Auto Rearm
 EB W = Electric Battery Operated Exit Alarm Weatherized
 EB EX W = Electric Battery Operated Exit Alarm Weatherized with Request To Exit (Signal) Switch
 EB EXV W = Electric Battery Operated Exit Alarm Weatherized with Request To Exit (3Amp Current) Switch
Weatherized Others
 ER EX W = Electric Latch Retraction Weatherized with Request to Exit Switch (silencer standard)
 EX W = Request To Exit (Signal) Switch Weatherized
 EXV W = Request To Exit (3Amp Current) Switch Weatherized
 WDE = Weatherized Delayed Egress (see EasyKits)

POWER TRANSFERS

For no power transfers, leave blank
 FC3W = 3' Weatherized Flex Conduit
 FC10W = 10' Weatherized Flex Conduit
 PT5 = Power Transfer
 EH8 = Electric Hinge

SILENCER

For standard pushpad, leave blank
 SLR = Silent Latch & Pushpad

Fire-rated trims must be fail safe (FSA)

For E.U. (Electric Unlock Trim), see Outside Trim Function -

**Other FSB levers available: 1016, 1035, 1058, 1075, 1093, 1119, 1147. FSB levers available in 630 finish only. See catalog pages for more information.

NOTE: * = default/standard

Power Supply / Controller for Latch Retraction Only (ER EX W)
 Order/Sold Separately
 Single = 81-800
 Pair = 82-800
 2 Independent Singles = 83-800

Also see online version at detex.com/hto

Detex products can expose you to chemicals including Chromium (hexavalent compounds) and lead, which are known to the State of California to cause cancer and birth defects or other reproductive harm. For more information go to www.detex.com/pp065

ADVANTEX® 50/51 SERIES (NARROW SURFACE VERTICAL ROD)

RATING

For no rating, leave blank
H = Hurricane Rated
F = Fire Rated (Less/No Dogging Only) - Fire pin included for FS1
FH = Hurricane and Fire Rated

OUTSIDE TRIM / DEVICE FINISH

605 = Polished brass (PVD)
 606 = Brushed brass (PVD)
 611 = Polished bronze (PVD)
 612 = Brushed bronze (PVD)
 613 = Oil rubbed bronze
 625 = Polished chrome
 626 = Brushed chrome (std. on lever trims)
 628 = Aluminum, powder coated (device only)
 629 = Polished stainless steel
 630 = Brushed stainless steel (std. on pull trims & device)
 693 = Black, powder coated
 695 = Dark bronze, powder coated

DOGGING FUNCTION

LD = Less/No dogging
 HD = Hex key dogging
 CD = Cylinder key dogging

PRE-INSTALLED CYLINDERS

If cylinders provided by others, leave blank
MC65 = Mortise Cylinder(s) 6pin/Keyed 5
IC7 = Mortise Cylinder(s) SFIC housing
IK7 = Mortise Cylinder(s) InstakKey housing
RC65 = Rim Cylinder(s) 6pin/Keyed 5
IC7R = Rim Cylinder(s) SFIC housing
IK7R = Rim Cylinder(s) InstakKey housing

ENDCAP

EC1 = Ramped endcap*
 EC2 = Flush endcap

POWER TRANSFERS

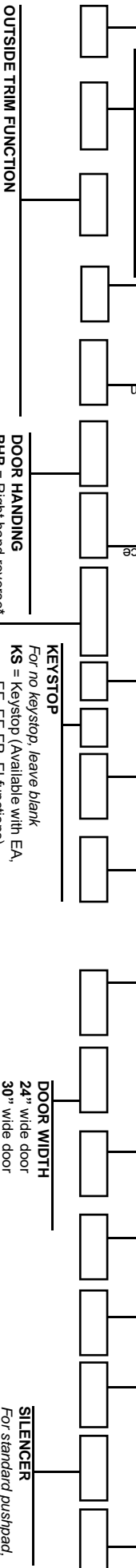
For no power transfers, leave blank
FC3 = 3' Flex Conduit
FC10 = 10' Flex Conduit
PTS = Power Transfer
EH8 = Electric Hinge

KNURLING

For no knurling, leave blank
KN = Knurled (lever trim only)

SERIES TYPE

50 = SVR, narrow stile
 51 = SVR, top rod only, narrow stile



OUTSIDE TRIM FUNCTION

For no outside trim, leave blank
01CN = Exit only, leave plate
02CN = Dummy pull trim
03CN = Key retracts latch; pull trim
03WS = Key retracts latch; plate - short
01DN = Blank escutcheon; Narrow lever handle (handed) (J, Q, S, T, U or FSB1076 lever)**
02DN = Dummy lever trim
08DN = Active lever, key locks / unlocks lever; Narrow lever handle (handed) (J, Q, S, T, U or FSB1076 lever***) (classroom)
09DN = Lever trim active by key, locked when key removed; Narrow lever handle (handed) (J, Q, S, T, U or FSB1076 lever***) (storeroom)
14DN = Active lever, no key cylinder; Narrow lever handle (handed) (J, Q, S, T, U or FSB1076 lever***) (passage)
CBK = Cylinder bracket kit; 03 only, plate & pull handle by others required
EU2W = Electric Unlock Trim (24VDC & Fail Secure [FSE] Std.) - Specify handing (not field reversible). For 12VDC specify 12VDC. For Fail Safe specify FSA.

DOOR HANDING

RHR = Right hand reverse*
 LHR = Left hand reverse

KEYSTOP

For no keystop, leave blank
KS = Keystop (Available with EA, EE, EE ER, EI functions)

ELECTRIFIED FUNCTION

For no electrified function, leave blank

Standard

Select Arming Time and Auto Rearm
EA = Hardwired Electric Alarm
EA EX = Exit Alarm with Request To Exit (Signal) Switch
EA EXV = Exit Alarm with Request To Exit (3Amp Current) Switch
ED = Electric Dogging
EX = Request To Exit (Signal) Switch
EXV = Request To Exit (3Amp Current) Switch

Delayed Egress

Select Arming Delay, Delayed Egress Time and Silent Arming
EE = Delayed Egress
Power Supply for Delayed Egress
 Comes standard with 90-800 power supply
Single = (1) 90-800 w/o bat backup
Pair = (1) 90-800 w/o bat backup

ANTIMICROBIAL

For no coating, leave blank
AM = Antimicrobial Coating

DOOR HEIGHT/SVR HEIGHT

For 84" door heights, leave blank
84" high door
96" high door
120" high door

DOOR WIDTH

24" wide door
30" wide door
36" wide door (3)*
48" wide door (4)

SILENCER

For standard pushpad, leave blank
SLR = Silent Latch & Pushpad


FASTENERS

For standard machine, wood & self-drilling screws, leave blank
SM1 = Sex Nuts/Throughbolts

NOTE: * = default/standard

**Other FSB levers available: 1016, 1035, 1058, 1075, 1093, 1119, 1147. FSB levers available in 630 finish only. See catalog pages for more information.

Also see online version at detex.com/hto



Detex products can expose you to chemicals including Chromium (hexavalent compounds) and Lead, which are known to the State of California to cause cancer and birth defects or other reproductive harm. For more information go to www.detex.com/prp055

April 22, 2020

ADVANTEX® 50XW/51XW SERIES (NARROW SURFACE VERTICAL ROD, WEATHERIZED)



RATING

For no rating, leave blank

H = Hurricane Rated

F = Fire Rated (Less/No Dogging)

Only - Fire pin included for F5-1

FH = Hurricane and Fire Rated

OUTSIDE TRIM / DEVICE FINISH

605 = Polished brass (PVD)
 606 = Brushed brass (PVD)
 611 = Polished bronze (PVD)
 612 = Brushed bronze (PVD)
 613 = Oil rubbed bronze
 625 = Polished chrome
 626 = Brushed chrome (std. on lever trims)
 628 = Aluminum, powder coated (device only)
 629 = Polished stainless steel
 630 = Brushed stainless steel (std. on pull trims & device)
 693 = Black, powder coated
 695 = Dark bronze, powder coated

DOGGING FUNCTION

LD = Less/No dogging
 HD = Hex key dogging
 CD = Cylinder key dogging

PRE-INSTALLED CYLINDERS

If cylinders provided by others, leave blank
 MC65 = Mortise Cylinder(s) 6pin/Keyed 5
 IC7 = Mortise Cylinder(s) SFIC housing
 IK7 = Mortise Cylinder(s) Instakey housing
 RC65 = Rim Cylinder(s) 6pin/Keyed 5
 ICR = Rim Cylinder(s) SFIC housing
 IKTR = Rim Cylinder(s) Instakey housing

ENDCAP

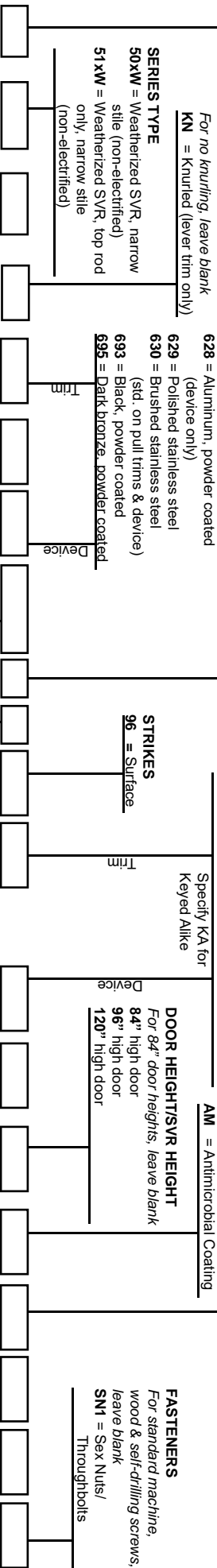
EC1 = Ramped endcap*
 EC2 = Flush endcap

ANTIMICROBIAL

For no coating, leave blank
 AM = Antimicrobial Coating

FASTENERS

For standard machine, wood & self-drilling screws, leave blank
 SN1 = Sex Nuts/Throughbolts



OUTSIDE TRIM FUNCTION

For no outside trim, leave blank
 01CN = Exit only, blank plate
 02CN = Dummy pull trim
 03CN = Key retracts latch; pull trim
 03WS = Key retracts latch; plate - short
 01DN = Blank escutcheon; Narrow lever handle (handed) (L, Q, S, T, U or FSB1076 lever)**
 02DN = Dummy lever trim
 08DN = Active lever, key locks / unlocks lever; Narrow lever handle (handed) (L, Q, S, T, U or FSB1076 lever)** (classroom)
 09DN = Lever trim active by key, locked when key removed; Narrow lever handle (handed) (L, Q, S, T, U or FSB1076 lever)** (storeroom)
 14DN = Active lever, no key cylinder; Narrow lever handle (handed) (L, Q, S, T, U or FSB1076 lever)** (passage)
 CBK = Cylinder bracket kit, 03 only, plate & pull handle by others required
 EU2W = Electric Unlock Trim (24VDC & Fail Secure [FSE] Std.) - Specify handling (not field reversible). For 12VDC specify 12VDC. For Fail Safe specify FSA.

DOOR HANDING

RHR = Right hand reverse*
 LHR = Left hand reverse

KEYSTOP

For no key/stop, leave blank
 KS = Keystop (Available with EB W function)

ELECTRIFIED FUNCTION

For no electrified function, leave blank

Weatherized Alarms
 Select Arming Time and Auto Rearm
 EB W = Electric Battery Operated Exit Alarm Weatherized
 EB EX W = Electric Battery Operated Exit Alarm Weatherized with Request To Exit (Signal) Switch
 EB EX V W = Electric Battery Operated Exit Alarm Weatherized with Request To Exit (3Amp Current) Switch
 EB EX V W = Electric Battery Operated Exit Alarm Weatherized with Request To Exit (Signal) Switch

Weatherized Others
 ER EX W = Electric Latch Retraction Switch (silencer standard)
 EX W = Request To Exit (Signal) Switch Weatherized
 EX V W = Request To Exit (3Amp Current) Switch Weatherized
 WDE = Weatherized Delayed Egress (see Easykits)

Required Power Supply / Controller for Delayed Egress with Latch Retraction (EE ER)
 Order/Sold Separately
 Single EE ER = 84-800
 Pair of EE ER = 85-800
 One EE ER and One EE = 85-800 EE
 One EE ER and One ER = 85-800 ER

Latch Retraction
 ER EX W = Electric Latch Retraction Weatherized with Request To Exit Switch (silencer standard)

Power Supply / Controller for Latch Retraction Only (ER EX W)
 Order/Sold Separately
 Single = 81-800
 Pair = 82-800
 2 Independent Singles = 83-800

DOOR WIDTH

24" wide door
 30" wide door
 36" wide door (3)*
 48" wide door (4)

DOOR HEIGHT/SVR HEIGHT

For 96" door heights, leave blank
 84" high door
 96" high door
 120" high door

SILENCER

For standard pushpad, leave blank
 SLR = Silent Latch & Pushpad

POWER TRANSFERS


For no power transfers, leave blank
 FC3W = 3 Weatherized Flex Conduit
 FC10W = 10 Weatherized Flex Conduit
 PT5 = Power Transfer
 EH8 = Electric Hinge

Fire-rated trims must be fail safe (FSA)

**Other FSB levers available: 1016, 1035, 1058, 1075, 1093, 1119, 1147. FSB levers available in 630 finish only. See catalog pages for more information.

NOTE: * = default/standard

Also see online version at detex.com/hto



60/61/62/63 SERIES (NARROW CONCEALED VERTICAL ROD)

RATING

For no rating, leave blank

F = Fire Rated (Less/No Dogging Only)

OUTSIDE TRIM / DEVICE FINISH

- 605 = Polished brass (PVD)
- 606 = Brushed brass (PVD)
- 611 = Polished bronze (PVD)
- 612 = Brushed bronze (PVD)
- 613 = Oil rubbed bronze
- 625 = Polished chrome
- 626 = Brushed chrome (std. on lever trims)
- 628 = Aluminum, powder coated (device only)
- 629 = Polished stainless steel
- 630 = Brushed stainless steel (std. on pull trims & device)
- 693 = Black, powder coated
- 695 = Dark bronze, powder coated

DOGGING FUNCTION

- LD = Less/No dogging
- HD = Hex key dogging
- CD = Cylinder key dogging

PRE-INSTALLED CYLINDERS

- If cylinders provided by others, leave blank*
- MC65 = Mortise Cylinder(s) 6pin/Keyed 5
 - IC7 = Mortise Cylinder(s) SFC housing
 - IK7 = Mortise Cylinder(s) InstakKey housing
 - RC65 = Rim Cylinder(s) 6pin/Keyed 5
 - IC7R = Rim Cylinder(s) SFC housing
 - IK7R = Rim Cylinder(s) InstakKey housing

ENDCAP

- EC1 = Ramped endcap*
- EC2 = Flush endcap

POWER TRANSFERS

- For no power transfers, leave blank
- FC3 = 3' Flex Conduit
 - FC10 = 10' Flex Conduit
 - PTS = Power Transfer
 - EHB = Electric Hinge

KNURLING

For no knurling, leave blank
KN = Knurled (lever trim only)

SERIES TYPE

- 60 = CVR/EC2, narrow stile, aluminum door
- 61 = CVR/EC2, top rod only, narrow stile, aluminum door
- 62 = CVR, narrow stile, hollow metal door
- 63 = CVR, top rod only, narrow stile, hollow metal door

DOOR HEIGHT/CVR HEIGHT

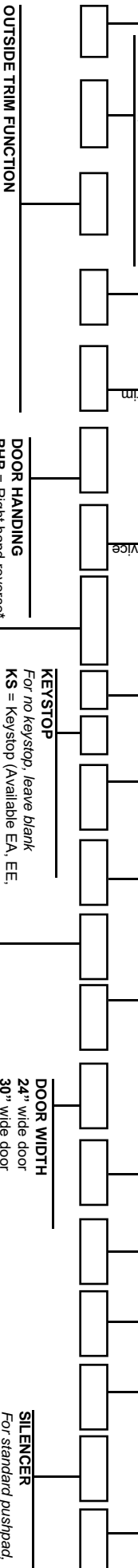
- For 80-96" door heights, leave blank
- " " - 80" - 96" high door
- " " - 97" - 120" high door

ANTIMICROBIAL

- For no coating, leave blank
- AM = Antimicrobial Coating

FASTENERS

- For standard machine, wood & self-drilling screws, leave blank
- SN1 = Sex Nuts/ Throughbolts



OUTSIDE TRIM FUNCTION

For no outside trim, leave blank

- 02WP = Dummy wire pull handle
- 01CNV = CVR, narrow blank plate
- 02CNCV = CVR, Dummy pull handle
- 03CNCV = CVR, Key retracts latch, Narrow pull handle
- 03R = CVR, Key retracts latch: Cylinder escutcheon
- 02DNCV = CVR, Dummy narrow lever handle (handed) (S, T or U lever)
- 08DNCV = CVR, Active lever, key locks / unlocks lever; Narrow lever handle (handed) (S, T or U lever) (classroom)
- 09DNCV = CVR, Lever trim active by key, locked when key removed; Narrow lever handle (handed) (S, T or U lever) (storeroom)
- 14DNCV = CVR, Active lever, no key cylinder; Narrow lever handle (handed) (S, T or U lever) (passage)

DOOR HANDING

- RHR = Right hand reverse*
- LHR = Left hand reverse

KEYSTOP

- For no keystop, leave blank
- KS = Keystop (Available EA, EE, EE ER, EI functions)

SWITCHING

- For no switching, leave blank
- LX = Latch Bolt Signal Switch
 - LXV = Latch Bolt 3Amp Current Switch

DOOR WIDTH

- 24" wide door
- 30" wide door
- 36" wide door (3)*
- 48" wide door (4)

SILENCER

- For standard pushpad, leave blank
- SLR = Silent Latch & Pushpad

ELECTRIFIED FUNCTION

For no electrified function, leave blank

Standard

- Select Arming Time and Auto Rearm
- EA = Handwired Exit Alarm
- EA EX = Exit Alarm with Request To Exit (Signal) Switch
- EA EXV = Exit Alarm with Request To Exit (3Amp Current) Switch
- ED = Electric Dogging
- EX = Request To Exit (Signal) Switch
- EXV = Request To Exit (3Amp Current) Switch

Delayed Egress

- Select Arming Delay, Delayed Egress Time and Silent Arming
- EE = Delayed Egress

Power Supply for Delayed Egress

- Cornes standard with 90-800 power supply
- Single = (1) 90-800 w/o bat backup
- Pair = (1) 90-800 w/o bat backup

Latch Retraction

- ER EX = Electric Latch Retraction with Request To Exit Switch (silencer standard)

Power Supply / Controller for Latch Retraction

- Only (ER)
- Order/Sold Separately
- Single = 81-800
- Pair = 82-800
- 2 Independent Singles = 83-800

Delayed Egress/Latch Retraction

- EE ER = Delayed Egress with Electric Latch Retraction (silencer standard)

Required Power Supply/Controller for Delayed Egress with Latch Retraction (EE ER)

- Order/Sold Separately
- Single EE ER = 84-800
- Pair of EE ER = 85-800
- One EE ER and One EE = 85-800 EE
- One EE ER and One ER = 85-800 ER

Fire-rated trims must be fail safe (FSA)

**Other FSB levers available: 1016, 1035, 1058, 1075, 1093, 1119, 1147. FSB levers available in 630 finish only. See catalog pages for more information.

NOTE: * = default/standard

Also see online version at detex.com/hto



Detex products can expose you to chemicals including Chromium (hexavalent compounds) and Lead, which are known to the State of California to cause cancer and birth defects or other reproductive harm. For more information go to www.detex.com/pro65

ADVANTEX® 70/71/80/81/82/83 SERIES (WIDE CONCEALED VERTICAL ROD)

RATING

For no rating, leave blank
F = Fire Rated (Less/No Dogging Only)¹

OUTSIDE TRIM / DEVICE FINISH

605 = Polished brass (PVD)
606 = Brushed brass (PVD)
611 = Polished bronze (PVD)
612 = Brushed bronze (PVD)
613 = Oil rubbed bronze
625 = Polished chrome
626 = Brushed chrome (std. on lever trims)
628 = Aluminum, powder coated (device only)
629 = Polished stainless steel
630 = Brushed stainless steel (std. on pull trims & device)
693 = Black, powder coated
695 = Dark bronze, powder coated

DOGGING FUNCTION

LD = Less/No dogging
HD = Hex key dogging
CD = Cylinder key dogging

PRE-INSTALLED CYLINDERS

If cylinders provided by others, leave blank
MC65 = Morriss Cylinder(s) 6pin/Keyed 5
IC7 = Morriss Cylinder(s) SFIC housing
IK7 = Morriss Cylinder(s) Instakey housing
IC65 = Rim Cylinder(s) 6pin/Keyed 5
IC7R = Rim Cylinder(s) SFIC housing
IK7R = Rim Cylinder(s) Instakey housing

ENDCAP

EC1 = Ramped endcap*
EC2 = Flush endcap

POWER TRANSFERS

For no power transfers, leave blank
FC3 = 3' Flex Conduit
FC10 = 10' Flex Conduit
PT5 = Power Transfer
EH8 = Electric Hinge

ANTIMICROBIAL

For no coating, leave blank
AM = Antimicrobial Coating

FASTENERS

For standard machine, wood & self-drilling screws, leave blank
SN1 = Sex Nurs/ Throughbolts

KNURLING

For no knurling, leave blank
KN = Knurled (lever trim only)

SERIES TYPE

70 = CVR, wide stile, wood door
71 = CVR, top rod only, wide stile, wood door
80 = CVR, wide stile, hollow metal door
81 = CVR, top rod only, wide stile, hollow metal door
82 = CVR, wide stile, aluminum door
83 = CVR, top rod only, wide stile, aluminum door

OUTSIDE TRIM FUNCTION

For no outside trim, leave blank
01CV = CVR, Exit only, blank plate
02CV = CVR, Dummy pull trim
02WP = Dummy wire pull handle
03CV = CVR, Key retracts latch, Wide pull handle
03WSV = CVR, Key retracts latch, Wide plate - short
02DV = CVR, Dummy lever handle (handed) (S, T or U lever)
08DV = CVR, Active lever, key locks / unlocks lever, Wide lever handle (handed) (S, T or U lever) (classroom)
09DV = CVR, Lever trim active by key, locked when key removed; Wide lever handle (handed) (S, T or U lever) (storeroom)
14DV = CVR, Active lever, no key cylinder; Wide lever handle (handed) (S, T or U lever) (passage)
EUV = Electric Unlock Trim (24VDC/FSE Std.) - Specify handing (not field reversible). For 12VDC specify 12VDC. For Fall Safe specify FSA

DOOR HANDING

RHR = Right hand reverse*
LHR = Left hand reverse

KEYSTOP

For no keystop, leave blank
KS = Keystop (Available with EA, EE, EE ER, EI functions)

STRIKES

95T = CVR, top strike
95B = CVR, bottom strike

SWITCHING

For no switching, leave blank
LX = Latch Bolt Signal Switch
LXV = Latch Bolt Current Switch

DOOR WIDTH

24" wide door
30" wide door
36" wide door (3)*
48" wide door (4)

DOOR HEIGHT/CVR HEIGHT

For 80-96" door heights, leave blank
" - 80" - 96" high door
120" - 97" - 120" high door

ELECTRIFIED FUNCTION

For no electrified function, leave blank

Standard

Select Arming Time and Auto Rearm
EA = Hardwired Exit Alarm
EA EX = Exit Alarm with Request To Exit (Signal) Switch
EA EXV = Exit Alarm with Request To Exit (3Amp Current) Switch
ED = Electric Dogging
EX = Request To Exit (Signal) Switch
EXV = Request To Exit (3Amp Current) Switch

Delayed Egress

Select Arming Delay, Delayed Egress Time and Silent Arming
EE = Delayed Egress

Power Supply for Delayed Egress

Comes standard with 90-800 power supply
Single = (1) 90-800 w/o bat backup
Pair = (1) 90-800 w/o bat backup

Latch Retraction

= Electric Latch Retraction with Request To Exit Switch (silencer standard)

Power Supply / Controller for Latch Retraction

Only (ER)
 Order/Sold Separately
Single = 81-800
Pair = 82-800
2 Independent Singles = 83-800

Delayed Egress/Latch Retraction

EE ER = Delayed Egress with Electric Latch Retraction (silencer standard)

Required Power Supply/Controller for Delayed Egress with Latch Retraction (EE ER)

Order/Sold Separately
Single EE ER = 84-800
Pair of EE ER = 85-800
One EE ER and One EE = 85-800 EE
One EE ER and One ER = 85-800 ER


¹(70/71 Series only) For use with single doors up to 4'x8' and pairs of doors up to 8'x8' with Listed 90 MINUTE - See 70/71 Series Catalog page for more information
 Fire-rated trims must be fall safe (FSA)

**Other FSB levers available: 1016, 1035, 1058, 1075, 1093, 1119, 1147. FSB levers available in 630 finish only. See catalog pages for more information.

NOTE: * = default/standard

Also see online version at detex.com/hto

March 22, 2019



BHMA Function	BHMA Definition	Description	ADVANTEX®			
			10 Series Rim	98 Series Rim	Manufacturer A Exit Devices	Manufacturer B Exit Devices
01	Exit Only	Cover Plate	01C & 01W	990EO	802-PTB	1701
02	Pull When Dogged	Dummy Pull	02C	990DT	810-PTB	1702A
02	Pull When Dogged	Dummy Vandal Pull	02Z	VR910DT	821	N/A
03	Key Retracts Latch Bolt	Night Latch Vandal Pull	03Z	VR910NL	LC-826	N/A
03	Key Retracts Latch Bolt	Night Latch Pull	03C	990NL	LC-814-PSB	1703A
03	Key Retracts Latch Bolt	Night Latch - Cylinder Only - Pull by others	03WS & 03W	110NL-OP	N/A	C03
01	Exit Only	Blank Escutcheon	01D	996EO		N/A
02	Pull When Dogged	Dummy Lever	02D	996LxDT	710-ETL	4902A
08	Key Unlocks & Locks Lever	Classroom Lever	08D	996L	LC-743-ETL	4908A
09	Lever Active by Key; Locked when key removed	Night Latch / Storeroom Lever	09D	996LxNL	LC-746-ETL	4903A
10	Inside or outside; key locks or unlocks lever	Double Cylinder Lever	10D	996L-2	LC-716-ETL	4908A
14	Lever always active	Passage Lever	14D	996LxBE	LC-715-ETL	4914A
EU	Electric Lock / Unlock	Fail Secure or Fail Safe	EU	E996L	LC-775-ETL LC-776-ETL	E4908A

BHMA Function	BHMA Definition	Description	ADVANTEX®			
			20/21 Series SVR	9827 Series SVR	8700 Series SVR	22 Series SVR
01	Exit Only	Cover Plate	01C & 01W	990EO	802-PTB	1701
02	Pull When Dogged	Dummy Pull	02C	990DT	810-PTB	1702A
02	Pull When Dogged	Dummy Vandal Pull	02Z	VR910DT	821	N/A
03	Key Retracts Latch Bolt	Night Latch Vandal Pull	03Z	VR910NL	LC-826	N/A
03	Key Retracts Latch Bolt	Night Latch Pull	03C	990NL	N/A	1703A
03	Key Retracts Latch Bolt	Night Latch - Cylinder Only - Pull by others	03WS & 03W	370T	306	C03
01	Exit Only	Blank Escutcheon	01D	N/A	710	N/A
02	Pull When Dogged	Dummy Lever	02D	996LxDT	71-ETL	4902A
08	Key Unlocks & Locks Lever	Classroom Lever	08D	996L-2	LC-743-ETL	4908A
09	Lever Active by Key; Locked when key removed	Night Latch / Storeroom Lever	09D	996LxNL	LC-746-ETL	4903A
14	Lever always active	Passage Lever	14D	996LxBE	LC-715-ETL	4914A
EU	Electric Lock / Unlock	Fail Secure or Fail Safe	EU	E996L	773-ETL (no cylinder) 774-ETL (no cylinder)	E4908A

BHMA Function	BHMA Definition	Description	ADVANTEX®			
			10 Series Rim	98 Series Rim	8800 Series Rim	21 Series Rim
01	Exit Only	Cover Plate	01CM & 01WM	990EO	802-PTB	1701
02	Pull When Dogged	Dummy Pull	02CM	990DT	810-PTB	1702A
03	Key Retracts Latch Bolt	Night Latch Pull	03CM	990NL	LC-814-PTB	1703A
03	Key Retracts Latch Bolt	Night Latch - Cylinder Only - Pull by others	03WM	990NL	N/A	C03
01	Exit Only	Blank Escutcheon	01DM	N/A	710	N/A
02	Pull When Dogged	Dummy Lever	02DM	996LxDT	710-ETL	M4902A
08	Key Unlocks & Locks Lever	Classroom Lever	08DM	996L	LC-743-ETL	M4908A
09	Lever Active by Key; Locked when key removed	Night Latch / Storeroom Lever	09DM	996LxNL	LC-706-ETL (not vandal resistant)	M4903A
10	Inside or outside; key locks or unlocks lever	Double Cylinder Lever	10DM	996L-2	LC-716-ETL	M4908A
14	Lever always active	Passage Lever	14DM	996LxBE	715-ETL	M4914A
EU	Electric Lock / Unlock	Fail Secure or Fail Safe	EUxDM	E996L	LC-775-ETL LC-776-ETL	E4908A

TRIM CROSS REFERENCE CONT'D ON PAGE 47

BHMA Function	BHMA Definition	Description	ADVANTEX®	Manufacturer A Exit Devices	Manufacturer B Exit Devices	Manufacturer C Exit Devices
			40 Series Narrow Stile Rim	35A Series Narrow Stile Rim	8500 Series Narrow Stile Rim	24 Series Narrow Stile Rim
01	Exit Only	Cover Plate	01CN	360EO	N/A	2001
02	Pull When Dogged	Dummy Pull	02CN	386DT	N/A	2002A
03	Key Retracts Latch Bolt	Night Latch Pull	03CN	386NL	N/A	2003A
03	Key Retracts Latch Bolt	Night Latch - Cylinder Only - Pull by others	03WS	388	N/A	C03
01	Exit Only	Blank Escutcheon	01DN	N/A	N/A	N/A
02	Pull When Dogged	Dummy Lever	02DN	360LxDT	710-ETL	2902A
08	Key Unlocks & Locks Lever	Classroom Lever	08DN	360L	LC-743-ETL	2908A
09	Lever Active by Key; Locked when key removed	Night Latch / Storeroom Lever	09DN	360L-NL	LC-746-ETL	2903A
14	Lever always active	Passage Lever	14DN	360L-BE	715-ETL	2914A
EU	Electric Lock / Unlock	Fail Secure or Fail Safe	EU2W	E360L-BE	773-ETL (no cylinder) 774-ETL (no cylinder)	N/A

BHMA Function	BHMA Definition	Description	50/51 Series Narrow Stile SVR	3527A Series Narrow Stile SVR	Not Available	Not Available
01	Exit Only	Cover Plate	01CN	N/A	N/A	N/A
02	Pull When Dogged	Dummy Pull	02CN	386DT	N/A	N/A
03	Key Retracts Latch Bolt	Night Latch Pull	03CN	386NL	N/A	N/A
03	Key Retracts Latch Bolt	Night Latch - Cylinder Only - Pull by others	03WS	388	N/A	N/A
01	Exit Only	Blank Escutcheon	01DN	N/A	N/A	N/A
02	Pull When Dogged	Dummy Lever	02DN	360LxDT	N/A	N/A
08	Key Unlocks & Locks Lever	Classroom Lever	08DN	360L	N/A	N/A
09	Lever Active by Key; Locked when key removed	Night Latch / Storeroom Lever	09DN	360LxNL	N/A	N/A
14	Lever always active	Passage Lever	14DN	360L-BE	N/A	N/A
EU	Electric Lock / Unlock	Fail Secure or Fail Safe	EU2W	E360L-BE	N/A	N/A

BHMA Function	BHMA Definition	Description	60/61 Series Narrow Stile CVR for Aluminum Doors	3547A Series Narrow Stile CVR	AD8400 Series Narrow Stile CVR	2600 Series Narrow Stile CVR
02	Pull When Dogged	Dummy Pull (Wire)	02WP	8190	862 Pull	N/A
03	Key Retracts Latch Bolt	Night Latch - Cylinder Only - Pull by others	03R	388	100	N/A
01	Exit Only	Blank Escutcheon	01DNV	N/A	710-4	N/A
02	Pull When Dogged	Dummy Lever	02DNV	360LxDT	710-4-ETL	2902A
08	Key Unlocks & Locks Lever	Classroom Lever	08DNV	360L	LC-743-4-ETL	2908A
09	Lever Active by Key; Locked when key removed	Night Latch / Storeroom Lever	09DNV	360LxNL	LC-746-4-ETL	2903A
14	Lever always active	Passage Lever	14DNV	360L-BE	715-4-ETL	2914A

BHMA Function	BHMA Definition	Description	62/63 Series Narrow Stile CVR for Hollow Metal Doors	3547A Series Narrow Stile CVR	AD8400 Series Narrow Stile CVR	2600 Series Narrow Stile CVR
01	Exit Only	Cover Plate	01CNV	N/A	N/A	N/A
02	Pull When Dogged	Dummy Pull	02CNV	N/A	N/A	N/A
02	Pull When Dogged	Dummy Pull (Wire)	02WP	8190	862 Pull	N/A
03	Key Retracts Latch Bolt	Night Latch Pull	03CNV	388X8190	N/A	N/A
03	Key Retracts Latch Bolt	Night Latch - Cylinder Only - Pull by others	03R	388	N100	N/A
01	Exit Only	Blank Escutcheon	01DNV	N/A	710-4	N/A
02	Pull When Dogged	Dummy Lever	02DNV	N/A	710-4-ETL	N/A
08	Key Unlocks & Locks Lever	Classroom Lever	08DNV	360L	LC-743-4-ETL	2908A
09	Lever Active by Key; Locked when key removed	Night Latch / Storeroom Lever	09DNV	360L-NL	LC-746-4-ETL	2909A
14	Lever always active	Passage Lever	14DNV	360L-BE	715-4-ETL	2914A

BHMA Function	BHMA Definition	Description	ADVANTEX®	Manufacturer A Exit Devices	Manufacturer B Exit Devices	Manufacturer C Exit Devices
			70/71 Series CVR for Wood Doors	9847 WDC Series for Wood Doors	WD8600 Series CVR	2700 Series CVR for Wood Doors
01	Exit Only	Cover Plate	01CV	990EO	N/A	1701
02	Pull When Dogged	Dummy Pull	02CV	990DT	N/A	1702A
02	Pull When Dogged	Dummy Pull (Wire)	02WP	8190	862 Pull	N/A
03	Key Retracts Latch Bolt	Night Latch Pull	03CV	990NL-R/V	N/A	1703A
03	Key Retracts Latch Bolt	Night Latch - Cylinder Only - Pull by others	03WS	110NL-MD	100	N/A
01	Exit Only	Blank Escutcheon	01DV	N/A	710-4	N/A
02	Pull When Dogged	Dummy Lever	02DV	996L-DT-CV	710-4-ETL	4902A
08	Key Unlocks & Locks Lever	Classroom Lever	08DV	996L-CV	LC-743-4-ETL	4908A
09	Lever Active by Key; Locked when key removed	Night Latch / Storeroom Lever	09DV	996L-NL-CV	LC-746-4-ETL	4903A
14	Lever always active	Passage Lever	14DV	996LxBE	715-4-ETL	4914A
EU	Electric Lock / Unlock	Fail Secure or Fail Safe	EUV	E996L	773-4-ETL (no cylinder) 774-4-ETL (no cylinder)	E2703 4908A

BHMA Function	BHMA Definition	Description	80/81 Series CVR for Hollow Metal Doors	9847 Series	MD8600 Series CVR	2800 Series CVR
			01	Exit Only	Cover Plate	01CV
02	Pull When Dogged	Dummy Pull	02CV	990DT	N/A	C1702A
02	Pull When Dogged	Dummy Pull (Wire)	02WP	8190	862 Pull	N/A
03	Key Retracts Latch Bolt	Night Latch Pull	03CV	990NL-R/V	N/A	C1703A
03	Key Retracts Latch Bolt	Night Latch - Cylinder Only - Pull by others	03WS	110NL-MD	100	N/A
01	Exit Only	Blank Escutcheon	01DV	N/A	710-4	N/A
02	Pull When Dogged	Dummy Lever	02DV	996L-DT-CV	710-4-ETL	4902A
08	Key Unlocks & Locks Lever	Classroom Lever	08DV	996L-CV	LC-743-4-ETL	4908A
09	Lever Active by Key; Locked when key removed	Night Latch / Storeroom Lever	09DV	996L-NL-CV	LC-746-4-ETL	4903A
14	Lever always active	Passage Lever	14DV	996LxBE	715-4-ETL	4914A
EU	Electric Lock / Unlock	Fail Secure or Fail Safe	EUV	E996L	773-4-ETL (no cylinder) 774-4-ETL (no cylinder)	E2803 4908A

BHMA Function	BHMA Definition	Description	82/83 Series CVR for Aluminum Doors	9847 Series	AD8600 Series CVR	2800 Series CVR
			01	Exit Only	Cover Plate	01CV
02	Pull When Dogged	Dummy Pull	02CV	990DT	N/A	C1702A
02	Pull When Dogged	Dummy Pull (Wire)	02WP	8190	862 Pull	N/A
03	Key Retracts Latch Bolt	Night Latch Pull	03CV	990NL-R/V	N/A	C1703A
03	Key Retracts Latch Bolt	Night Latch - Cylinder Only - Pull by others	03WS	110NL-MD	100	N/A
01	Exit Only	Blank Escutcheon	01DV	N/A	710-4	N/A
02	Pull When Dogged	Dummy Lever	02DV	996L-DT-CV	710-4-ETL	4902A
08	Key Unlocks & Locks Lever	Classroom Lever	08DV	996L-CV	LC-743-4-ETL	4908A
09	Lever Active by Key; Locked when key removed	Night Latch / Storeroom Lever	09DV	996L-NL-CV	LC-746-4-ETL	4903A
14	Lever always active	Passage Lever	14DV	996LxBE	715-4-ETL	4914A
EU	Electric Lock / Unlock	Fail Secure or Fail Safe	EUV	E996L	773-4-ETL (no cylinder) 774-4-ETL (no cylinder)	E2803 4908A

BHMA Type	BHMA Definition	ADVANTEX	Manufacturer A Exit Devices	Manufacturer B Exit Devices	Manufacturer C Exit Devices
1	Rim Exit Device	10	98 99	8800	2100
	Rim Exit Device - Weatherized	10xW	No equal	No equal	No equal
2	Surface Vertical Rod Exit Device	20	9827 9927	8700	2200
	Surface Vertical Rod Exit Device - Weatherized	20xW	No equal	No equal	No equal
	Surface Vertical Rod Exit Device - Top Rod Only	21	9827-LBR 9927-LBR	NB8700	2200LBR
	Surface Vertical Rod Exit Device - Top Rod Only - Weatherized	21xW	No equal	No equal	No equal
3	Mortise Exit Device	30	9875 9975	8900	2300
4	Narrow Stile Rim Exit Device	40	33A	8400	2400
	Narrow Stile Rim Exit Device - Weatherized	40xW	No equal	No equal	No equal
5	Narrow Stile Surface Vertical Rod Exit Device	50	3327A	No equal	No equal
	Narrow Stile Surface Vertical Rod Exit Device - Weatherized	50xW	No equal	No equal	No equal
	Narrow Stile Surface Vertical Rod Exit Device - Top Rod Only	51	3327A-LBR	No equal	No equal
	Narrow Stile Surface Vertical Rod Exit Device - Top Rod Only - Weatherized	51xW	No equal	No equal	No equal
6	Narrow Stile Concealed Vertical Rod Exit Device (for Aluminum Door)	60	3347A	AD8400	2600
	Narrow Stile Concealed Vertical Rod Exit Device (for Aluminum Door) - Top Rod Only	61	3347A-LBR	NB-AD8400	2600LBR
	Narrow Stile Concealed Vertical Rod Exit Device (for Hollow Metal Door)	62	3347A	MD8400	2600
	Narrow Stile Concealed Vertical Rod Exit Device (for Hollow Metal Door) - Top Rod Only	63	3347A-LBR	NB-MD8400	2600LBR
7	Concealed Vertical Rod Exit Device (for Wood Door)	70	3347A 3547A	WD8600	2700
	Concealed Vertical Rod Exit Device (for Wood Door) - Top Rod Only	71	3347A-LBR 3547A-LBR	NB-WD8600	2700LBR
8	Concealed Vertical Rod Exit Device (for Hollow Metal Door)	80	9847 9947	MD8600	2800
	Concealed Vertical Rod Exit Device (for Hollow Metal Door) - Top Rod Only	81	9847-LBR 9947-LBR	NB-MD8600	2800LBR
	Concealed Vertical Rod Exit Device (for Aluminum Door)	82	9847 9947	AD8600	2800
	Concealed Vertical Rod Exit Device (for Aluminum Door) - Top Rod Only	83	9847-LBR 9947-LBR	NB-AD8600	2800LBR

Function	ADVANTEX [®]	Manufacturer A Exit Devices	Manufacturer B Exit Devices	Manufacturer C Exit Devices
	Standard Advantex	Standard 98 Series	Standard 80 Series	Standard 2000 Series
Hardwired Exit Alarm	EA	ALK	AL	ALW
Weatherized Battery Powered Exit Alarm	EB W	No equal	No equal	No equal
Electric Dogging	ED	No equal	58	No equal
Electric Latch Retraction	ER EX <small>Request to Exit Switch Included</small>	QEL	56	ELR
Weatherized Electric Latch Retraction	ER EX W <small>Request to Exit Switch Included</small>	No equal	No equal	No equal
Electric Lock/Unlock Lever	EU, EU2W, EUV	E996L	73/74/75/76	E
Delayed Egress	EE	CX	59	DE
Delayed Egress with Latch Retraction	EE ER	No equal	No equal	No equal
Electric Switching	ES	RXxLX	53x55	LSxTS
Latch Bolt Signaling	LX	LX	53	LS
Electric Integration	EI	No equal	No equal	No equal
Request to Exit Signaling	EX	RX	55	TS
Weatherized Request to Exit Signaling	EX W	WP-RX	No equal	WTS
Request to Exit Switching for High Current	EXV	No equal	No equal	No equal
Latch Bolt Signaling for High Current	LXV	No equal	No equal	No equal
Weatherized Request to Exit Switching for High Current	EXV W	No equal	No equal	No equal


Hardwired Exit Alarm (EA) - Available on all Devices	Price Add \$532
<p>Standard Package Includes:</p> <ul style="list-style-type: none"> - Switch monitors pushpad movement and triggers alarm - Green & Red LED, cylinder arming, 9-volt battery and piezo horn - Manual Key Arming standard or field-selectable 2-minute auto rearm - Remote Alarm Relay output (std) Common, Normally Open or Normally Closed Relay contacts - Bypass Alarm Relay input (std.) Normally Open Relay Contacts - Low Battery Alert (std), field-selectable option to remove backup battery / disable low-battery alert - Cylinder Dogging (CD) standard or Less Dogging (LD - NOTE: Fire Rated devices come LD only) - Self-adhesive Door Sign (EA-561 English - Red) 	
Options	
FC3EC1 - Flex Conduit Kit (3') includes conduit, ramped endcap and fittings	Add \$225
FC10EC1 - Flex Conduit Kit (10') includes conduit, ramped endcap and fittings	Add \$245
FC3EC2 - Flex Conduit Kit (3') includes conduit, flush endcap and fittings	Add \$121
FC10EC2 - Flex Conduit Kit (10') includes conduit, flush endcap and fittings	Add \$174
KS - Keystop feature installed	Add \$9
LD - Less Dogging	N/C
Substitute Door Signage Available (See Accessories - Page 66)	N/C
LX - Latch Bolt Signaling Switch (example EA LX - Available on 10/40/60/70/80 Devices)	Add \$265
PT-5 - Power Transfer	Add \$195
EWH8-626 - Electric Hinge	Add \$467
Accessories	
(NOTE: EA alarm can be hardwired with 12V AC/DC through 24V AC/DC)	
PP-5152-2 Transformer 24VAC	Add \$107
PP-5152-3 Transformer 12VAC	Add \$50

Weatherized Exit Alarm (EB W) - Battery Powered - Available on 10/20/21/40/50/51 Devices	Price Add \$830
<p>Standard Package Includes:</p> <ul style="list-style-type: none"> - Remote signaling, remote bypass, pushpad monitoring - Green & Red LED, cylinder arming, 9-volt battery and piezo horn - Manual Key Arming standard or field-selectable 2-minute auto rearm - Remote Alarm Relay output (std) Common, Normally Open or Normally Closed Relay contacts - Bypass Alarm Relay input (std.) Normally Open Relay Contacts - Low-Battery Alert (std), field-selectable option to remove backup battery / disable low-battery alert - Cylinder Dogging (CD) standard or Less Dogging (LD - NOTE: Fire Rated devices come LD only) - Pushpad Signage "Push to Open Alarm Will Sound" 	
Options	
FC3EC1W - Weatherized Flex Conduit Kit (3') includes conduit, ramped endcap and fittings	Add \$233
FC10EC1W - Weatherized Flex Conduit Kit (10') includes conduit, ramped endcap and fittings	Add \$249
FC3EC2W - Weatherized Flex Conduit Kit (3') includes conduit, flush endcap and fittings	Add \$125
FC10EC2W - Weatherized Flex Conduit Kit (10') includes conduit, flush endcap and fittings	Add \$180
KS - Keystop feature installed	Add \$9
LD - Less Dogging	N/C
Accessories	
106595-5 - Battery Eliminator 9VDC Power Source in NEMA Enclosure	Add \$1,889

Delayed Egress with Electromagnetic Lock (EM)
See Delayed Egress (EE)

ELECTRIFIED OPTIONS CONT'D ON PAGE 53

NOTES



No matter the weather or power, we make it secure. Imagine that.

OUTDOOR LATCH RETRACTION

Our solution lasts through the harshest conditions and stays locked from the pull side when power is lost. Assured security when electricity is far from a sure thing—that's the Detex effect.

Call 800-729-3839

detex.com/outdoorlatch

DETEX[®]

Electric Latch Retraction with Request to Exit Switch (ER EX) - Available on all Devices 30" or longer		Price Add \$1,414
<p>Standard Package Includes</p> <ul style="list-style-type: none"> - Simultaneous latch and quiet pushpad retraction - Quiet latch retraction - Long-term dogging capability - Request to Exit Switch <p>(NOTE: A Power Supply Controller is required for ER EX but not included in standard package)</p>		
Options		
FC3EC1 - Flex Conduit Kit (3') includes conduit, ramped endcap and fittings		Add \$225
FC10EC1 - Flex Conduit Kit (10') includes conduit, ramped endcap and fittings		Add \$245
FC3EC2 - Flex Conduit Kit (3') includes conduit, flush endcap and fittings		Add \$121
FC10EC2 - Flex Conduit Kit (10') includes conduit, flush endcap and fittings		Add \$174
LX - Latch Bolt Signaling Switch (example ER EX LX - Available on 10/40/60/70/80 Devices)		Add \$265
PT-5 - Power Transfer		Add \$195
EWH8-626 - Electric Hinge		Add \$467
Required Accessories		
81-800 Power Supply Controller for Latch Retraction - Single Door		See page 96
82-800 Power Supply Controller for Latch Retraction - Pairs of Doors Simultaneous		See page 96
83-800 Power Supply Controller for Latch Retraction - Pairs of Doors Independent		See page 96

Weatherized Electric Latch Retraction with Request to Exit Switch (ER EX W) - Available on 10/20/21/40/50/51 Devices		Price Add \$2,261
<p>Standard Package Includes:</p> <ul style="list-style-type: none"> - Weatherized simultaneous latch and quiet pushpad retraction - Long-term dogging capability - Request to Exit Switch <p>(NOTE: A Power Supply is required for ER EX W but not included in standard package. If mounting outside, NEMA enclosure required)</p>		
Options		
FC3EC1W - Weatherized Flex Conduit Kit (3') includes conduit, ramped endcap and fittings		Add \$233
FC10EC1W - Weatherized Flex Conduit Kit (10') includes conduit, ramped endcap and fittings		Add \$249
FC3EC2W - Weatherized Flex Conduit Kit (3') includes conduit, flush endcap and fittings		Add \$125
FC10EC2W - Weatherized Flex Conduit Kit (10') includes conduit, flush endcap and fittings		Add \$180
Required Accessories		
81-800 Power Supply Controller for Latch Retraction - Single Door		See page 96
82-800 Power Supply Controller for Latch Retraction - Pairs of Doors Simultaneous		See page 96
83-800 Power Supply Controller for Latch Retraction - Pairs of Doors Independent		See page 96

ELECTRIFIED OPTIONS CONT'D ON PAGE 54

Delayed Egress with Latch Retraction (EE ER EX) - Available on all Devices 36" or longer **Price Add \$3,232**

Standard Package Includes:

- Switches to monitor pushpad and dead latch
- Quiet latch retraction
- Request to Exit Switch
- Sold separately, but required and Included as part of Power Supply Controller is the Remote, wall-mount keyswitch & horn, with green and red LED, 100-dB alarm (RIU) as part of 84-800 and 85-800

(NOTE: A Logic Controller is required for EE ER but not included in standard package)

For options such as Silent Arming, arming times, set grant times, Keystop (armed when key removed) Rearm using Key Only, access control only bypasses (RKO) and other options, see power supply controllers on pages 96-97.

Options

30 - 30-Second Delayed Egress (example EE ER 30) (NOTE - determined by power supply - See below)	N/C
FC3EC1 - Flex Conduit Kit (3') includes conduit, ramped endcap and fittings	Add \$225
FC10EC1 - Flex Conduit Kit (10') includes conduit, ramped endcap and fittings	Add \$245
FC3EC2 - Flex Conduit Kit (3') includes conduit, flush endcap and fittings	Add \$121
FC10EC2 - Flex Conduit Kit (10') includes conduit, flush endcap and fittings	Add \$174
KS - Keystop feature installed	Add \$9
Substitute Door Signage Available (See Accessories - Page 64)	N/C
LX - Latch Bolt Signaling Switch (example EE ER LX - Available on 10/40/60/70/80 Devices)	Add \$265
PT-5 - Power Transfer	Add \$195
EWH8-626 - Electric Hinge	Add \$467

Required Accessories

84-800 Power Supply Controller for single doors - for options such as Silent Arming / no chirps (SA), Reset with Key Only, access control does not reset alarm, just bypass (RKO), contact factory – includes wall-mount key switch & Horn interface box (RIU)	See page 97
85-800 Power Supply Controller for pairs of doors - for options such as Silent Arming / no chirps (SA), Reset with Key Only, access control does not reset alarm, just bypass (RKO), contact factory – includes wall-mount key switch & Horn interface box (RIU)	See page 97

ELECTRIFIED OPTIONS CONT'D ON PAGE 56

NOTES



Free your staff. Delay all others.

DELAYED EXIT WITH LATCH RETRACTION

Only Detex combines quiet motorized latch retraction and delayed egress in a single easy solution. Your staff moves freely while secure areas stay secure – that's the Detex effect.

Call 800-729-3839
detex.com/delayedlatch



Electric Dogging (ED) - Available on all Devices **Price Add \$686**

Standard Package Includes:

- On-board switching requires initial manual pushpad depression after electric activation
- Long-term dogging

(NOTE: A 24V power supply or logic controller is required for ED but not included.)

(NOTE: Most applications with ED require a power switch. - See page 142)

Options

FC3EC1 - Flex Conduit Kit (3') includes conduit, ramped endcap and fittings	Add \$225
FC10EC1 - Flex Conduit Kit (10') includes conduit, ramped endcap and fittings	Add \$245
FC3EC2 - Flex Conduit Kit (3') includes conduit, flush endcap and fittings	Add \$121
FC10EC2 - Flex Conduit Kit (10') includes conduit, flush endcap and fittings	Add \$174
EX - Request to Exit Switching (example ED EX)	Add \$240
LX - Latch Bolt Signaling Switch (example ED LX - Available on 10/40/60/70/80 Devices)	Add \$265
PT-5 - Power Transfer	Add \$195
EWH8-626 - Electric Hinge	Add \$467

Accessories

CS462 Keyswitch (For other keyswitch and push button options, see page 142)	Add \$236
PP-5152-2 24VAC transformer (Order Separately)	Add \$107
24V power supply for filtered, regulated power and simplified fire loop connections (Order Separately)	See Page 98

Delayed Egress (EE) - Available on all Devices 36" or longer **Price Add \$2,295**

Standard Package Includes:

- 15-second Delayed Egress - alarm switches monitor dead latch
- 15-second arming delay (AD) with extended bypass (alarm arms after door closes)
- 1-second nuisance delay
- Comes standard with 24V Filtered and Regulated Power Supply with simplified fire loop connections

(NOTE: Detex Power Supply required and included with Standard EE package, can power devices for a pair of doors, specify 10 EE PS0 for second door)

- Switches monitor pushpad, latch bolt and outside trim input
- Manual Key Arming standard or field-selectable 2-minute auto rearm
- Remote Alarm Relay output (std) Common, Normally Open or Normally Closed Relay contacts and Remote Reset
- Bypass Alarm Relay input (std.) Normally Open Relay Contacts
- Low-Battery Alert (std), field-selectable option to remove backup battery / disable low-battery alert
- Cylinder Dogging (CD) standard or Less Dogging (LD - NOTE: Fire Rated devices come LD only)
- Comes with one green LED, one red LED & 100 decibel alarm, field-selectable LED status indicator & self-adhesive, code-compliant door sign (ECL-395 English - 15 Second - Red)

For non-standard arming delay, non-standard nuisance delay, 2-minute alarm silence, non-extended bypass, set grant times and other non-standard options or features, contact factory.

Options

1 - 1 Second Arming	N/C
30 - 30-Second Delayed Egress (example EE 30)	N/C
FC3EC1 - Flex Conduit Kit (3') includes conduit, ramped endcap and fittings	Add \$225
FC10EC1 - Flex Conduit Kit (10') includes conduit, ramped endcap and fittings	Add \$245
FC3EC2 - Flex Conduit Kit (3') includes conduit, flush endcap and fittings	Add \$121
FC10EC2 - Flex Conduit Kit (10') includes conduit, flush endcap and fittings	Add \$174
KS - Keystop feature installed	Add \$9
LD - Less Dogging	N/C
LX - Latch Bolt Signaling Switch (example EE LX - Available on 10/40/60/70/80 Devices)	Add \$265
PT-5 - Power Transfer	Add \$195
EWH8-626 - Electric Hinge	Add \$467
L9 - Less Battery	Add \$8
SI - Status Indicator	Add \$8
L9xSI - Less Battery & Status Indicator	Add \$16
PS0 - Less Power Supply	Subtract \$225

Electric Lock/Unlock (EU) Lever Option - Available on 10/20/21/30 Devices
See Advantex Trim Page 17 for complete information

Electric Lock/Unlock (EU2W) Lever Option - Contact factory for use on medium and wide stile doors
See Advantex Trim Page 21 for complete information

Electric Lock/Unlock (EUV) Lever Option - Available on 70/80 Devices
See Advantex Trim Page 31 for complete information

Electric Switching (ES) - Available on 10/30/40 Devices	Price Add \$335
Standard Package Includes:	
- Switches to monitor dead latch and outside trim input	
- Hex Dogging (HD) standard or Less Dogging (LD - NOTE: Fire Rated devices come LD only)	
Options	
FC3EC1 - Flex Conduit Kit (3') includes conduit, ramped endcap and fittings	Add \$225
FC10EC1 - Flex Conduit Kit (10') includes conduit, ramped endcap and fittings	Add \$245
FC3EC2 - Flex Conduit Kit (3') includes conduit, flush endcap and fittings	Add \$121
FC10EC2 - Flex Conduit Kit (10') includes conduit, flush endcap and fittings	Add \$174
CD - Cylinder Dogging	N/C
LD - Less Dogging	N/C
PT-5 - Power Transfer	Add \$195
EWH8-626 - Electric Hinge	Add \$467

Electric Integration (EI) - Available on 10/30/40 Devices	Price Add \$392
Standard Package Includes:	
- Switches to monitor dead latch and outside trim input	
- Green and Red LED, cylinder arming and piezo horn (logic & power supply separate)	
- Cylinder Dogging (CD) standard or Less Dogging (LD - NOTE: Fire Rated devices come LD only)	
- Code-compliant Signage (EA-561 English Red)	
(NOTE: A Logic Controller is required for EI but not included in standard package)	
Options	
FC3EC1 - Flex Conduit Kit (3') includes conduit, ramped endcap and fittings	Add \$225
FC10EC1 - Flex Conduit Kit (10') includes conduit, ramped endcap and fittings	Add \$245
FC3EC2 - Flex Conduit Kit (3') includes conduit, flush endcap and fittings	Add \$121
FC10EC2 - Flex Conduit Kit (10') includes conduit, flush endcap and fittings	Add \$174
KS - Keystop feature installed	Add \$9
LD - Less Dogging	N/C
PT-5 - Power Transfer	Add \$195
EWH8-626 - Electric Hinge	Add \$467
Accessories	
10-800 or 11-800 - Logic Controller for Electric Integration	See Page 98

ELECTRIFIED OPTIONS CONT'D ON PAGE 58

Request to Exit Signaling (EX) - Available on all Devices	Price Add \$240
<p>Standard Package Includes:</p> <ul style="list-style-type: none"> - Request to Exit Signal Switch provides 3 wires for either normally open or normally closed signaling when pushpad is pressed - Hex Dogging (HD) standard or Less Dogging (LD - NOTE: Fire Rated devices come LD only) 	
Options	
FC3EC1 - Flex Conduit Kit (3') includes conduit, ramped endcap and fittings	Add \$225
FC10EC1 - Flex Conduit Kit (10') includes conduit, ramped endcap and fittings	Add \$245
FC3EC2 - Flex Conduit Kit (3') includes conduit, flush endcap and fittings	Add \$121
FC10EC2 - Flex Conduit Kit (10') includes conduit, flush endcap and fittings	Add \$174
CD - Cylinder Dogging	N/C
LD - Less Dogging	N/C
LX - Latch Bolt Signaling Switch (example EX LX - Available on 10/40/60/70/80 Devices)	Add \$265
PT-5 - Power Transfer	Add \$195
EWH8-626 - Electric Hinge	Add \$467

Weatherized Request to Exit Signaling (EX W) - Available on 10/20/21/40/50/51/01/04 Devices	Price Add \$337
<p>Standard Package Includes:</p> <ul style="list-style-type: none"> - Weatherized Request to Exit Signal Switch provides 3 wires for either normally open or normally closed signaling when pushpad is pressed - Hex Dogging (HD) standard or Less Dogging (LD - NOTE: Fire Rated devices come LD only) 	
Options	
FC3EC1W - Weatherized Flex Conduit Kit (3') includes conduit, ramped endcap and fittings	Add \$233
FC10EC1W - Weatherized Flex Conduit Kit (10') includes conduit, ramped endcap and fittings	Add \$249
FC3EC2W - Weatherized Flex Conduit Kit (3') includes conduit, flush endcap and fittings	Add \$125
FC10EC2W - Weatherized Flex Conduit Kit (10') includes conduit, flush endcap and fittings	Add \$180
CD - Cylinder Dogging	N/C
LD - Less Dogging	N/C

Latch Bolt Signaling (LX) - Available on 10/40/60/61/62/63/70/71/80/81/82/83 Devices	Price Add \$265
<p>Standard Package Includes:</p> <ul style="list-style-type: none"> - Switch monitors latch bolt - Hex Dogging (HD) standard or Less Dogging (LD - NOTE: Fire Rated devices come LD only) 	
Options	
FC3EC1 - Flex Conduit Kit (3') includes conduit, ramped endcap and fittings	Add \$225
FC10EC1 - Flex Conduit Kit (10') includes conduit, ramped endcap and fittings	Add \$245
FC3EC2 - Flex Conduit Kit (3') includes conduit, flush endcap and fittings	Add \$121
FC10EC2 - Flex Conduit Kit (10') includes conduit, flush endcap and fittings	Add \$174
CD - Cylinder Dogging	N/C
LD - Less Dogging	N/C
PT-5 - Power Transfer	Add \$195
EWH8-626 - Electric Hinge	Add \$467
Accessories	
MS-1039S/1059S - Magnetic Switch (Surface)	Add \$80
MS-1039F/1059F - Magnetic Switch (Flush)	Add \$46

ELECTRIFIED OPTIONS CONT'D ON PAGE 59

Latch Bolt Signaling for High Current (LXV) - Available on 10/40/60/61/62/63/70/71/80/81/82/83 Devices		Price Add \$417
Standard Package Includes:		
- 3-Amp switch monitors latch bolt		
- Hex Dogging (HD) standard or Less Dogging (LD - NOTE: Fire Rated devices come LD only)		
Options		
FC3EC1 - Flex Conduit Kit (3') includes conduit, ramped endcap and fittings		Add \$225
FC10EC1 - Flex Conduit Kit (10') includes conduit, ramped endcap and fittings		Add \$245
FC3EC2 - Flex Conduit Kit (3') includes conduit, flush endcap and fittings		Add \$121
FC10EC2 - Flex Conduit Kit (10') includes conduit, flush endcap and fittings		Add \$174
CD - Cylinder Dogging		N/C
LD - Less Dogging		N/C
PT-5 - Power Transfer		Add \$195
EWH8-626 - Electric Hinge		Add \$467
Accessories		
MS-1039S/1059S - Magnetic Switch (Surface)		Add \$80
MS-1039F/1059F - Magnetic Switch (Flush)		Add \$46

Request to Exit Switching for High Current (EXV) - Available on All Devices		Price Add \$392
Standard Package Includes:		
- 3-Amp Switch monitors pushpad		
- Hex Dogging (HD) standard or Less Dogging (LD - NOTE: Fire Rated devices come LD only)		
Options		
FC3EC1 - Flex Conduit Kit (3') includes conduit, ramped endcap and fittings		Add \$225
FC10EC1 - Flex Conduit Kit (10') includes conduit, ramped endcap and fittings		Add \$245
FC3EC2 - Flex Conduit Kit (3') includes conduit, flush endcap and fittings		Add \$121
FC10EC2 - Flex Conduit Kit (10') includes conduit, flush endcap and fittings		Add \$174
CD - Cylinder Dogging		N/C
LD - Less Dogging		N/C
LX - Latch Bolt Signaling Switch (example EXV LX - Available on 10/40/60/70/80 Devices)		Add \$265
2 - Includes 2 High-Current Switches (EXV2)		Add \$392
PT-5 - Power Transfer		Add \$195
EWH8-626 - Electric Hinge		Add \$467

Weatherized Request to Exit Switching for High Current (EXV W) - Available on 10/20/21/40/50/51/01/04 Devices		Price Add \$502
Standard Package Includes:		
- 3-Amp Weatherized switch monitors pushpad		
- Hex Dogging (HD) standard or Less Dogging (LD - NOTE: Fire Rated devices come LD only)		
Options		
FC3EC1W - Weatherized Flex Conduit Kit (3') includes conduit, ramped endcap and fittings		Add \$233
FC10EC1W - Weatherized Flex Conduit Kit (10') includes conduit, ramped endcap and fittings		Add \$249
FC3EC2W - Weatherized Flex Conduit Kit (3') includes conduit, flush endcap and fittings		Add \$125
FC10EC2W - Weatherized Flex Conduit Kit (10') includes conduit, flush endcap and fittings		Add \$180
CD - Cylinder Dogging		N/C
LD - Less Dogging		N/C

	630 Base Price	EA	EB W	ED	ER EX	ER EX W	EE	EE ER	EI	ES	LX	EX	EX W	EX V	LX V	EX V W
Model		\$532	\$830	\$686	\$1,414	\$2,261	\$2,295	\$3,232	\$392	\$335	\$265	\$240	\$337	\$392	\$417	\$502
10 Series Rim (device only)	\$2,044	2,576	2,874	2,730	3,458	4,305	4,339	5,276	2,436	2,379	2,309	2,284	2,381	2,436	2,461	2,546
1001C (exit only, cover plate)	\$2,311	2,843	3,141	2,997	3,725	4,572	4,606	5,543	2,703	2,646	2,576	2,551	2,648	2,703	2,728	2,813
1001W (exit only, cover plate)	\$2,260	2,792	3,090	2,946	3,674	4,521	4,555	5,492	2,652	2,595	2,525	2,500	2,597	2,652	2,677	2,762
1002C (dummy pull)	\$2,451	2,983	3,281	3,137	3,865	4,712	4,746	5,683	2,843	2,786	2,716	2,691	2,788	2,843	2,868	2,953
1002Z (vandal pull)	\$2,890	3,422	3,720	3,576	4,304	5,151	5,185	6,122	3,282	3,225	3,155	3,130	3,227	3,282	3,307	3,392
1003C (key retracts latch pull)	\$2,466	2,998	3,296	3,152	3,880	4,727	4,761	5,698	2,858	2,801	2,731	2,706	2,803	2,858	2,883	2,968
1003Z (vandal pull)	\$2,890	3,422	3,720	3,576	4,304	5,151	5,185	6,122	3,282	3,225	3,155	3,130	3,227	3,282	3,307	3,392
1003W (key retracts latch)	\$2,260	2,792	3,090	2,946	3,674	4,521	4,555	5,492	2,652	2,595	2,525	2,500	2,597	2,652	2,677	2,762
1003WS (key retracts latch)	\$2,233	2,765	3,063	2,919	3,647	4,494	4,528	5,465	2,625	2,568	2,498	2,473	2,570	2,625	2,650	2,735
1001D (blank escutcheon)	\$2,635	3,167	3,465	3,321	4,049	4,896	4,930	5,867	3,027	2,970	2,900	2,875	2,972	3,027	3,052	3,137
1002D (dummy lever)	\$2,635	3,167	3,465	3,321	4,049	4,896	4,930	5,867	3,027	2,970	2,900	2,875	2,972	3,027	3,052	3,137
1008D (lever trim)	\$2,779	3,311	3,609	3,465	4,193	5,040	5,074	6,011	3,171	3,114	3,044	3,019	3,116	3,171	3,196	3,281
1009D (lever trim, locked when key removed)	\$2,779	3,311	3,609	3,465	4,193	5,040	5,074	6,011	3,171	3,114	3,044	3,019	3,116	3,171	3,196	3,281
1010D (lever trim, double cylinder)	\$3,033	3,565	3,863	3,719	4,447	5,294	5,328	6,265	3,425	3,368	3,298	3,273	3,370	3,425	3,450	3,535
1014D (lever trim, passage)	\$2,779	3,311	3,609	3,465	4,193	5,040	5,074	6,011	3,171	3,114	3,044	3,019	3,116	3,171	3,196	3,281
10EU (electric lock/unlock)	\$3,551	4,083	4,381	4,237	4,965	5,812	5,846	6,783	3,943	3,886	3,816	3,791	3,888	3,943	3,968	4,053

20/21 Series Surface Vertical Rod (device only)	\$3,022	3,554	3,852	3,708	4,436	5,283	5,317	6,254	N/A	N/A	N/A	3,262	3,359	3,414	N/A	3,524
2001C (exit only, cover plate)	\$3,289	3,821	4,119	3,975	4,703	5,550	5,584	6,521	N/A	N/A	N/A	3,529	3,626	3,681	N/A	3,791
2001W (exit only, cover plate)	\$3,238	3,770	4,068	3,924	4,652	5,499	5,533	6,470	N/A	N/A	N/A	3,478	3,575	3,630	N/A	3,740
2002C (dummy pull)	\$3,429	3,961	4,259	4,115	4,843	5,690	5,724	6,661	N/A	N/A	N/A	3,669	3,766	3,821	N/A	3,931
2002Z (vandal pull)	\$3,868	4,400	4,698	4,554	5,282	6,129	6,163	7,100	N/A	N/A	N/A	4,108	4,205	4,260	N/A	4,370
2003C (key retracts latch pull)	\$3,444	3,976	4,274	4,130	4,858	5,705	5,739	6,676	N/A	N/A	N/A	3,684	3,781	3,836	N/A	3,946
2003Z (vandal pull)	\$3,868	4,400	4,698	4,554	5,282	6,129	6,163	7,100	N/A	N/A	N/A	4,108	4,205	4,260	N/A	4,370
2003W (key retracts latch)	\$3,238	3,770	4,068	3,924	4,652	5,499	5,533	6,470	N/A	N/A	N/A	3,478	3,575	3,630	N/A	3,740
2003WS (key retracts latch)	\$3,211	3,743	4,041	3,897	4,625	5,472	5,506	6,443	N/A	N/A	N/A	3,451	3,548	3,603	N/A	3,713
2001D (blank escutcheon)	\$3,613	4,145	4,443	4,299	5,027	5,874	5,908	6,845	N/A	N/A	N/A	3,853	3,950	4,005	N/A	4,115
2002D (dummy lever)	\$3,613	4,145	4,443	4,299	5,027	5,874	5,908	6,845	N/A	N/A	N/A	3,853	3,950	4,005	N/A	4,115
2008D (lever trim)	\$3,757	4,289	4,587	4,443	5,171	6,018	6,052	6,989	N/A	N/A	N/A	3,997	4,094	4,149	N/A	4,259
2009D (lever trim, locked when key removed)	\$3,757	4,289	4,587	4,443	5,171	6,018	6,052	6,989	N/A	N/A	N/A	3,997	4,094	4,149	N/A	4,259
2014D (lever trim, passage)	\$3,757	4,289	4,587	4,443	5,171	6,018	6,052	6,989	N/A	N/A	N/A	3,997	4,094	4,149	N/A	4,259
20EU (electric lock/unlock)	\$4,529	5,061	5,359	5,215	5,943	6,790	6,824	7,761	N/A	N/A	N/A	4,769	4,866	4,921	N/A	5,031

30 Series Mortise (device only)	\$2,910	3,442	N/A	3,596	4,324	N/A	5,205	6,142	3,302	N/A	N/A	3,150	N/A	3,302	N/A	N/A
3001CM (exit only, cover plate)	\$3,177	3,709	N/A	3,863	4,591	N/A	5,472	6,409	3,569	N/A	N/A	3,417	N/A	3,569	N/A	N/A
3001WM (exit only, cover plate)	\$3,126	3,658	N/A	3,812	4,540	N/A	5,421	6,358	3,518	N/A	N/A	3,366	N/A	3,518	N/A	N/A
3002CM (dummy pull)	\$3,317	3,849	N/A	4,003	4,731	N/A	5,612	6,549	3,709	N/A	N/A	3,557	N/A	3,709	N/A	N/A
3003CM (key retracts latch pull)	\$3,332	3,864	N/A	4,018	4,746	N/A	5,627	6,564	3,724	N/A	N/A	3,572	N/A	3,724	N/A	N/A
3003WM (key retracts latch)	\$3,126	3,658	N/A	3,812	4,540	N/A	5,421	6,358	3,518	N/A	N/A	3,366	N/A	3,518	N/A	N/A
3001DM (blank escutcheon)	#REF!	#REF!	N/A	#REF!	#REF!	N/A	#REF!	#REF!	#REF!	N/A	N/A	#REF!	N/A	#REF!	N/A	N/A
3002DM (dummy lever)	\$3,501	4,033	N/A	4,187	4,915	N/A	5,796	6,733	3,893	N/A	N/A	3,741	N/A	3,893	N/A	N/A
3008DM (lever trim)	\$3,645	4,177	N/A	4,331	5,059	N/A	5,940	6,877	4,037	N/A	N/A	3,885	N/A	4,037	N/A	N/A
3009DM (lever trim, locked when key removed)	\$3,645	4,177	N/A	4,331	5,059	N/A	5,940	6,877	4,037	N/A	N/A	3,885	N/A	4,037	N/A	N/A
3010DM (lever trim, double cylinder)	\$3,949	4,481	N/A	4,635	5,363	N/A	6,244	7,181	4,341	N/A	N/A	4,189	N/A	4,341	N/A	N/A
3014DM (lever trim, passage)	\$3,645	4,177	N/A	4,331	5,059	N/A	5,940	6,877	4,037	N/A	N/A	3,885	N/A	4,037	N/A	N/A
30EUxDM (electric lock/unlock)	\$4,417	4,949	N/A	5,103	5,831	N/A	6,712	7,649	4,809	N/A	N/A	4,657	N/A	4,809	N/A	N/A

EASY PRICE REFERENCE CHART CONT'D ON PAGE 61

Model	630 Base Price	EA	EB W	ED	ER EX	ER EX W	EE	EE ER	EI	ES	LX	EX	EX W	EXV	LXV	EXV W
		\$532	\$830	\$686	\$1,414	\$2,261	\$2,295	\$3,232	\$392	\$335	\$265	\$240	\$337	\$392	\$417	\$502
40 Series Narrow Rim (device only)	\$2,222	2,754	3,052	2,908	3,636	4,483	4,517	5,454	2,614	2,557	2,487	2,462	2,559	2,614	2,639	2,724
4001CN (exit only, cover plate)	\$2,482	3,014	3,312	3,168	3,896	4,743	4,777	5,714	2,874	2,817	2,747	2,722	2,819	2,874	2,899	2,984
4002CN (dummy pull)	\$2,618	3,150	3,448	3,304	4,032	4,879	4,913	5,850	3,010	2,953	2,883	2,858	2,955	3,010	3,035	3,120
4003CN (key retracts latch pull)	\$2,632	3,164	3,462	3,318	4,046	4,893	4,927	5,864	3,024	2,967	2,897	2,872	2,969	3,024	3,049	3,134
4003WS (key retracts latch)	\$2,411	2,943	3,241	3,097	3,825	4,672	4,706	5,643	2,803	2,746	2,676	2,651	2,748	2,803	2,828	2,913
4001DN (blank escutcheon)	\$2,768	3,300	3,598	3,454	4,182	5,029	5,063	6,000	3,160	3,103	3,033	3,008	3,105	3,160	3,185	3,270
4002DN (dummy trim)	\$2,768	3,300	3,598	3,454	4,182	5,029	5,063	6,000	3,160	3,103	3,033	3,008	3,105	3,160	3,185	3,270
4008DN (lever trim)	\$2,871	3,403	3,701	3,557	4,285	5,132	5,166	6,103	3,263	3,206	3,136	3,111	3,208	3,263	3,288	3,373
4009DN (lever trim, locked when key removed)	\$2,871	3,403	3,701	3,557	4,285	5,132	5,166	6,103	3,263	3,206	3,136	3,111	3,208	3,263	3,288	3,373
4014DN (lever trim, passage)	\$2,871	3,403	3,701	3,557	4,285	5,132	5,166	6,103	3,263	3,206	3,136	3,111	3,208	3,263	3,288	3,373
40EU2W (electric lock/unlock)	\$3,563	4,095	4,393	4,249	4,977	5,824	5,858	6,795	3,955	3,898	3,828	3,803	3,900	3,955	3,980	4,065
50/51 Series Narrow Surface Vertical Rod (device only)	\$3,537	4,069	4,367	4,223	4,951	5,798	5,832	6,769	N/A	N/A	N/A	3,777	3,874	3,929	N/A	4,039
5001CN (exit only, cover plate)	\$3,797	4,329	4,627	4,483	5,211	6,058	6,092	7,029	N/A	N/A	N/A	4,037	4,134	4,189	N/A	4,299
5002CN (dummy pull)	\$3,933	4,465	4,763	4,619	5,347	6,194	6,228	7,165	N/A	N/A	N/A	4,173	4,270	4,325	N/A	4,435
5003CN (key retracts latch pull)	\$3,947	4,479	4,777	4,633	5,361	6,208	6,242	7,179	N/A	N/A	N/A	4,187	4,284	4,339	N/A	4,449
5003WS (key retracts latch)	\$3,726	4,258	4,556	4,412	5,140	5,987	6,021	6,958	N/A	N/A	N/A	3,966	4,063	4,118	N/A	4,228
5001DN (blank escutcheon)	\$4,083	4,615	4,913	4,769	5,497	6,344	6,378	7,315	N/A	N/A	N/A	4,323	4,420	4,475	N/A	4,585
5002DN (dummy lever)	\$4,083	4,615	4,913	4,769	5,497	6,344	6,378	7,315	N/A	N/A	N/A	4,323	4,420	4,475	N/A	4,585
5008DN (lever trim)	\$4,186	4,718	5,016	4,872	5,600	6,447	6,481	7,418	N/A	N/A	N/A	4,426	4,523	4,578	N/A	4,688
5009DN (lever trim, locked when key removed)	\$4,186	4,718	5,016	4,872	5,600	6,447	6,481	7,418	N/A	N/A	N/A	4,426	4,523	4,578	N/A	4,688
5014DN (lever trim, passage)	\$4,186	4,718	5,016	4,872	5,600	6,447	6,481	7,418	N/A	N/A	N/A	4,426	4,523	4,578	N/A	4,688
50EU2W (electric lock/unlock)	\$4,878	5,410	5,708	5,564	6,292	7,139	7,173	8,110	N/A	N/A	N/A	5,118	5,215	5,270	N/A	5,380
60/61 Series Narrow Concealed Vertical Rod for Aluminum Doors (device only)	\$3,532	4,064	N/A	4,218	4,946	N/A	5,827	6,764	N/A	N/A	3,797	3,772	N/A	3,924	N/A	N/A
62/63 Series Narrow Concealed Vertical Rod for Hollow Metal Doors (device only)	\$3,532	4,064	N/A	4,218	4,946	N/A	5,827	6,764	N/A	N/A	3,797	3,772	N/A	3,924	N/A	N/A
6001CNV (exit only, cover plate)	\$3,792	4,324	N/A	4,478	5,206	N/A	6,087	7,024	N/A	N/A	4,057	4,032	N/A	4,184	N/A	N/A
6002CNV (dummy pull)	\$3,881	4,413	N/A	4,567	5,295	N/A	6,176	7,113	N/A	N/A	4,146	4,121	N/A	4,273	N/A	N/A
6002WP (dummy pull)	\$3,822	4,354	N/A	4,508	5,236	N/A	6,117	7,054	N/A	N/A	4,087	4,062	N/A	4,214	N/A	N/A
6003R (key retracts latch)	\$3,979	4,511	N/A	4,665	5,393	N/A	6,274	7,211	N/A	N/A	4,244	4,219	N/A	4,371	N/A	N/A
6003CNV (key retracts latch pull)	\$4,026	4,558	N/A	4,712	5,440	N/A	6,321	7,258	N/A	N/A	4,291	4,266	N/A	4,418	N/A	N/A
6001DNV (blank escutcheon)	\$4,198	4,730	N/A	4,884	5,612	N/A	6,493	7,430	N/A	N/A	4,463	4,438	N/A	4,590	N/A	N/A
6002DNV (dummy lever)	\$4,198	4,730	N/A	4,884	5,612	N/A	6,493	7,430	N/A	N/A	4,463	4,438	N/A	4,590	N/A	N/A
6008DNV (lever trim)	\$4,309	4,841	N/A	4,995	5,723	N/A	6,604	7,541	N/A	N/A	4,574	4,549	N/A	4,701	N/A	N/A
6009DNV (lever trim, locked when key removed)	\$4,309	4,841	N/A	4,995	5,723	N/A	6,604	7,541	N/A	N/A	4,574	4,549	N/A	4,701	N/A	N/A
6014DNV (lever trim, passage)	\$4,309	4,841	N/A	4,995	5,723	N/A	6,604	7,541	N/A	N/A	4,574	4,549	N/A	4,701	N/A	N/A

EASY PRICE REFERENCE CHART CONT'D ON PAGE 62

Model	630 Base Price	EA	EB W	ED	ER EX	ER EX W	EE	EE ER	EI	ES	LX	EX	EX W	EX V	LX V	EX V W
		\$532	\$830	\$686	\$1,414	\$2,261	\$2,295	\$3,232	\$392	\$335	\$265	\$240	\$337	\$392	\$417	\$502
70/71 Series Concealed Vertical Rod for Wood Doors (device only)	\$3,438	3,970	N/A	4,124	3,438	N/A	5,733	6,670	N/A	N/A	3,703	3,678	N/A	3,830	N/A	N/A
7001CV (exit only, cover plate)	\$3,697	4,229	N/A	4,383	3,697	N/A	5,992	6,929	N/A	N/A	3,962	3,937	N/A	4,089	N/A	N/A
7002CV (dummy pull)	\$3,787	4,319	N/A	4,473	3,787	N/A	6,082	7,019	N/A	N/A	4,052	4,027	N/A	4,179	N/A	N/A
7002WP (dummy pull)	\$3,729	4,261	N/A	4,415	3,729	N/A	6,024	6,961	N/A	N/A	3,994	3,969	N/A	4,121	N/A	N/A
7003CV (key retracts latch pull)	\$3,891	4,423	N/A	4,577	3,891	N/A	6,186	7,123	N/A	N/A	4,156	4,131	N/A	4,283	N/A	N/A
7003WSV (key retracts latch)	\$3,774	4,306	N/A	4,460	3,774	N/A	6,069	7,006	N/A	N/A	4,039	4,014	N/A	4,166	N/A	N/A
7001DV (blank escutcheon)	\$4,077	4,609	N/A	4,763	4,077	N/A	6,372	7,309	N/A	N/A	4,342	4,317	N/A	4,469	N/A	N/A
7002DV (dummy lever)	\$4,077	4,609	N/A	4,763	4,077	N/A	6,372	7,309	N/A	N/A	4,342	4,317	N/A	4,469	N/A	N/A
7008DV (lever trim)	\$4,159	4,691	N/A	4,845	4,159	N/A	6,454	7,391	N/A	N/A	4,424	4,399	N/A	4,551	N/A	N/A
7009DV (lever trim, locked when ke	\$4,159	4,691	N/A	4,845	4,159	N/A	6,454	7,391	N/A	N/A	4,424	4,399	N/A	4,551	N/A	N/A
7014DV (lever trim, passage)	\$4,159	4,691	N/A	4,845	4,159	N/A	6,454	7,391	N/A	N/A	4,424	4,399	N/A	4,551	N/A	N/A
70EUV (electric lock/unlock)	\$4,983	5,515	N/A	5,669	5,669	N/A	7,278	8,215	N/A	N/A	5,248	5,223	N/A	5,375	N/A	N/A

80/81 Series Concealed Vertical Rod for Hollow Metal Doors (device only)	\$3,438	3,970	N/A	4,124	4,852	N/A	5,733	6,670	N/A	N/A	3,703	3,678	N/A	3,830	N/A	N/A
82/83 Series Concealed Vertical Rod for Aluminum Doors (device only)	\$3,438	3,970	N/A	4,124	4,852	N/A	5,733	6,670	N/A	N/A	3,703	3,678	N/A	3,830	N/A	N/A
8001CV (exit only, cover plate)	\$3,697	4,229	N/A	4,383	5,111	N/A	5,992	6,929	N/A	N/A	3,962	3,937	N/A	4,089	N/A	N/A
8002CV (dummy pull)	\$3,787	4,319	N/A	4,473	5,201	N/A	6,082	7,019	N/A	N/A	4,052	4,027	N/A	4,179	N/A	N/A
8002WP (dummy pull)	\$3,729	4,261	N/A	4,415	5,143	N/A	6,024	6,961	N/A	N/A	3,994	3,969	N/A	4,121	N/A	N/A
8003CV (key retracts latch pull)	\$3,891	4,423	N/A	4,577	5,305	N/A	6,186	7,123	N/A	N/A	4,156	4,131	N/A	4,283	N/A	N/A
8003WSV (key retracts latch)	\$3,774	4,306	N/A	4,460	5,188	N/A	6,069	7,006	N/A	N/A	4,039	4,014	N/A	4,166	N/A	N/A
8001DV (blank escutcheon)	\$4,077	4,609	N/A	4,763	5,491	N/A	6,372	7,309	N/A	N/A	4,342	4,317	N/A	4,469	N/A	N/A
8002DV (dummy lever)	\$4,077	4,609	N/A	4,763	5,491	N/A	6,372	7,309	N/A	N/A	4,342	4,317	N/A	4,469	N/A	N/A
8008DV (lever trim)	\$4,159	4,691	N/A	4,845	5,573	N/A	6,454	7,391	N/A	N/A	4,424	4,399	N/A	4,551	N/A	N/A
8009DV (lever trim, locked when ke	\$4,159	4,691	N/A	4,845	5,573	N/A	6,454	7,391	N/A	N/A	4,424	4,399	N/A	4,551	N/A	N/A
8014DV (lever trim, passage)	\$4,159	4,691	N/A	4,845	5,573	N/A	6,454	7,391	N/A	N/A	4,424	4,399	N/A	4,551	N/A	N/A
80EUV (electric lock/unlock)	\$4,983	5,515	N/A	5,669	6,397	N/A	7,278	8,215	N/A	N/A	5,248	5,223	N/A	5,375	N/A	N/A

00 Series Dummy Exit Device																
0000 (wide stile rail)	\$1,037	N/A	N/A	N/A	N/A	N/A	N/A	N/A	N/A	N/A	N/A	N/A	N/A	N/A	N/A	N/A
0500xEC2 (narrow stile rail)	\$1,238	N/A	N/A	N/A	N/A	N/A	N/A	N/A	N/A	N/A	N/A	N/A	N/A	N/A	N/A	N/A
01 (wide stile, active pushpad)	\$1,165	N/A	N/A	N/A	N/A	N/A	N/A	N/A	N/A	N/A	N/A	1,405	1,502	1,557	N/A	1,667
04 (narrow stile, active pushpad)	\$1,317	N/A	N/A	N/A	N/A	N/A	N/A	N/A	N/A	N/A	N/A	1,557	1,654	1,709	N/A	1,819
0101C	\$1,432	N/A	N/A	N/A	N/A	N/A	N/A	N/A	N/A	N/A	N/A	1,672	1,769	1,824	N/A	1,934
0101W	\$1,381	N/A	N/A	N/A	N/A	N/A	N/A	N/A	N/A	N/A	N/A	1,621	1,718	1,773	N/A	1,883
0102C	\$1,572	N/A	N/A	N/A	N/A	N/A	N/A	N/A	N/A	N/A	N/A	1,812	1,909	1,964	N/A	2,074
0102D	\$1,756	N/A	N/A	N/A	N/A	N/A	N/A	N/A	N/A	N/A	N/A	1,996	2,093	2,148	N/A	2,258
0401CN	\$1,577	N/A	N/A	N/A	N/A	N/A	N/A	N/A	N/A	N/A	N/A	1,817	1,914	1,969	N/A	2,079
0402CN	\$1,713	N/A	N/A	N/A	N/A	N/A	N/A	N/A	N/A	N/A	N/A	1,953	2,050	2,105	N/A	2,215
0402DN	\$1,863	N/A	N/A	N/A	N/A	N/A	N/A	N/A	N/A	N/A	N/A	2,103	2,200	2,255	N/A	2,365

NOTES

SIF-EA - Electric Slide-In Filler Kit		Finishes:	628, 630, 693, 695	606, 612	605, 611, 613, 629	
SIF-EA	Exit Alarm 9VDC/12VAC with remote signal and remote bypass	36" Device 48" Device	\$533 \$533	\$602 \$602	\$635 \$635	
Kit Includes: Endcap Bracket with Battery Clip, 9V Battery, Warning Sign (ECL-561) NOTE: YOU MUST SPECIFY THE DEVICE SERIES, DOGGING, STILE, STRIKE, SIZE, ENDCAP AND FINISH WHEN ORDERING.						
Options						
KS	Keystop Kit				\$9	
SIF-EB-W - Weatherized Battery Powered Exit Alarm Slide-In Filler Kit		Finishes:	630	606, 612	605, 611, 613, 629	
SIF-EB-W	Weatherized Battery Powered Exit Alarm with remote signal and remote bypass	36" Device 48" Device	\$831 \$831	\$940 \$940	\$999 \$999	
Kit Includes: Endcap Bracket with Battery Clip, 9V Battery, Warning Sign (ECL-561) NOTE: YOU MUST SPECIFY THE DEVICE SERIES, DOGGING, STILE, STRIKE, SIZE, ENDCAP AND FINISH WHEN ORDERING.						
Options						
KS	Keystop Kit				\$9	
SIF-HD-CD-LD Slide-In Filler Kits		Finishes:	628, 630, 693, 695	606, 612	605, 611, 613, 629	
SIF-LD-36	Less Dogging Slide-In Filler	36" Device	\$168	\$248	\$278	
SIF-LD-48	Less Dogging Slide-In Filler	48" Device	\$168	\$248	\$278	
SIF-HD-36	Hex Key Dogging Slide-In Filler	36" Device	\$200	\$278	\$334	
SIF-HD-48	Hex Key Dogging Slide-In Filler	48" Device	\$200	\$278	\$334	
SIF-CD-36	Cylinder Dogging Slide-In Filler	36" Device	\$200	\$278	\$334	
SIF-CD-48	Cylinder Dogging Slide-In Filler	48" Device	\$200	\$278	\$334	
NOTE: YOU MUST SPECIFY THE DEVICE SERIES, DOGGING, STILE, STRIKE, SIZE, ENDCAP (EC1/EC2) AND FINISH WHEN ORDERING.						
Strikes			Finishes:	628, 630, 693, 695	606, 612	605, 611, 613, 629
90	Non-Handed Curved Lip Strike (for 30 Series Devices)			\$47	\$70	\$193
91	ANSI Flat Lip Strike (for 30 Series Devices)			\$47	\$70	\$193
92	Double Door Short Open Back Strike (for 30 Series Devices)			\$134	\$193	\$193
93	Double Door Long Open Back Strike (for 30 Series Devices)			\$134	\$193	\$193
94	Double Door Strike Kit with Tamper-Resistant and Standard Fasteners (No security driver required)					\$81
95T	Top Strike (for 60/61/62/63/70/71/80/81/82/83 Series Devices)					\$101
95B	Bottom Strike (for 60/62/70/80/82 Series Devices)					\$41
96 Top	Surface Non-Roller Strike (for 50/51 Series Devices)					\$41
96B Bottom	Dustproof Strike (for 50 Series Devices)					\$59
97 Top	Surface Non-Roller Strike (for 20/21 Series Devices)					\$41
97 Bottom	Dustproof Strike (for 20 Series Devices)					\$59
98	Semi-Mortise Strike (for 10/40 Series Devices)					\$59
99	Surface Non-Roller Strike (for 10/40 Series Devices)					\$49
SHK1	Strike Hook Kit (1 per package)					\$24

PARTS/ACCESSORIES CONT'D ON PAGE 65

Hex Dogging Key		Price			
HDK	Hex Dogging Key			\$9	
Surface Vertical Rod Conversion Kit		Finishes:	630, 693, 695	606, 612	605, 611, 613, 629
SVRK-8-X	Converts 7-foot rods to 8-foot rods		\$214	\$374	\$467
SVRK-10-X	Converts 7-foot rods to 10-foot rods		\$509	\$508	\$534
Sex Nuts - Security Screws - Security Bits		Price			
SN1	Sex Nut Kit - 1/4"-20 (2 per package)* - Specify Finishes: 606, 613, 630			\$24	
SSK1	Torx® Security Screw Kit for Rim Exit Device, Stainless Steel only, incl. Torx® bits			\$53	
SSK2	Torx® Security Screw Kit for SVR Exit Device, Stainless Steel only, incl. Torx® bits			\$66	
TT10	Torx® driver tip for 6-32 undercut FH screws			\$13	
TT15	Torx® driver tip for 6-32 FH screws			\$13	
TT25	Torx® driver tip for 10-32 FH screws			\$13	
TT27	Torx® driver tip for 1/4" and #14 screws			\$13	
* Devices may require more than 1 Kit - For more information refer to Advantex device page in price list					
Glass Bead Kits					
GB1	Glass Bead Kit - 10 Series/70 Series/80 Series			\$93	
GB2	Glass Bead Kit - 40 Series/60 Series w/ EC2 endcap			\$93	
GB3	Glass Bead Kit - 20 Series	7-foot height		\$414	
GB4	Glass Bead Kit - 21 Series	7-foot height		\$226	
GB5	Glass Bead Kit - 50 Series	7-foot height		\$414	
GB6	Glass Bead Kit - 51 Series	7-foot height		\$226	
GB7	Glass Bead Kit - 20 Series	8-foot height		\$493	
GB8	Glass Bead Kit - 21 Series	8-foot height		\$359	
GB9	Glass Bead Kit - 50 Series	8-foot height		\$493	
GB10	Glass Bead Kit - 51 Series	8-foot height		\$359	
GB11	Glass Bead Kit - 20 Series	10-foot height		\$519	
GB12	Glass Bead Kit - 21 Series	10-foot height		\$386	
GB13	Glass Bead Kit - 50 Series	10-foot height		\$552	
GB14	Glass Bead Kit - 51 Series	10-foot height		\$386	
GB16	Glass Bead Kit - 30 Series			\$93	
Cylinders		(NOT Factory Installed in device)	(Factory Installed in device)		
MC65	Mortise Cylinder, Schlage "C" Keyway, 1-1/8" 6-pin, Keyed 5-pin - Specify Finish	\$42		\$84	
IC7	7-pin SFIC Mortise Cylinder Housing (Core not included)	\$42		\$84	
IC7R	7-pin SFIC Rim Cylinder Housing (Core not included)	\$42		\$84	
RC65	Rim Cylinder, Schlage "C" Keyway, 6-pin, Keyed 5-pin (Also known as ECL-445K) - Specify Finish	\$42		\$84	
Cylinder Collars and Accessories		Finishes:	606, 612, 626, 630	605, 613, 629, 693, 695	
CCL	Cylinder Collar, Long 11/16" - Specify Finish		\$45	\$59	
CCS	Cylinder Collar, Short 7/16" - Specify Finish		\$41	\$61	
CBK	Cylinder Bracket Kit (for rim cylinder used with other manufacturers' trim)			(no finish) \$39	
CAK	Cylinder Anchor Kit (for use with 60 Series Concealed Vertical Rods)			(no finish) \$55	
Shaft Extension Kits					
SE-2	Shaft Extension Kit for Lever Trims for 2 - 2-1/2" thick door			\$76	
SE-25	Shaft Extension Kit for Lever Trims for 2-1/8 - 2-3/4" thick door			\$76	
SE-3	Shaft Extension Kit for Lever Trims for 2-5/8 - 3-1/4" thick door			\$120	
SE-35	Shaft Extension Kit for Lever Trims for 3-1/8 - 3-3/4" thick door			\$120	
SE-4	Shaft Extension Kit for Lever Trims for 3-5/8 - 4-1/4" thick door			\$120	
SE-65	Shaft Extension Kit for Lever Trims for 6 - 6-5/8" thick door			\$120	
Throughbolt Mounting Plates					
TMP1	Throughbolt Mounting Plate (Top only SVR Kit)			\$48	
TMP2	Throughbolt Mounting Plate (Top and bottom SVR Kit)			\$68	

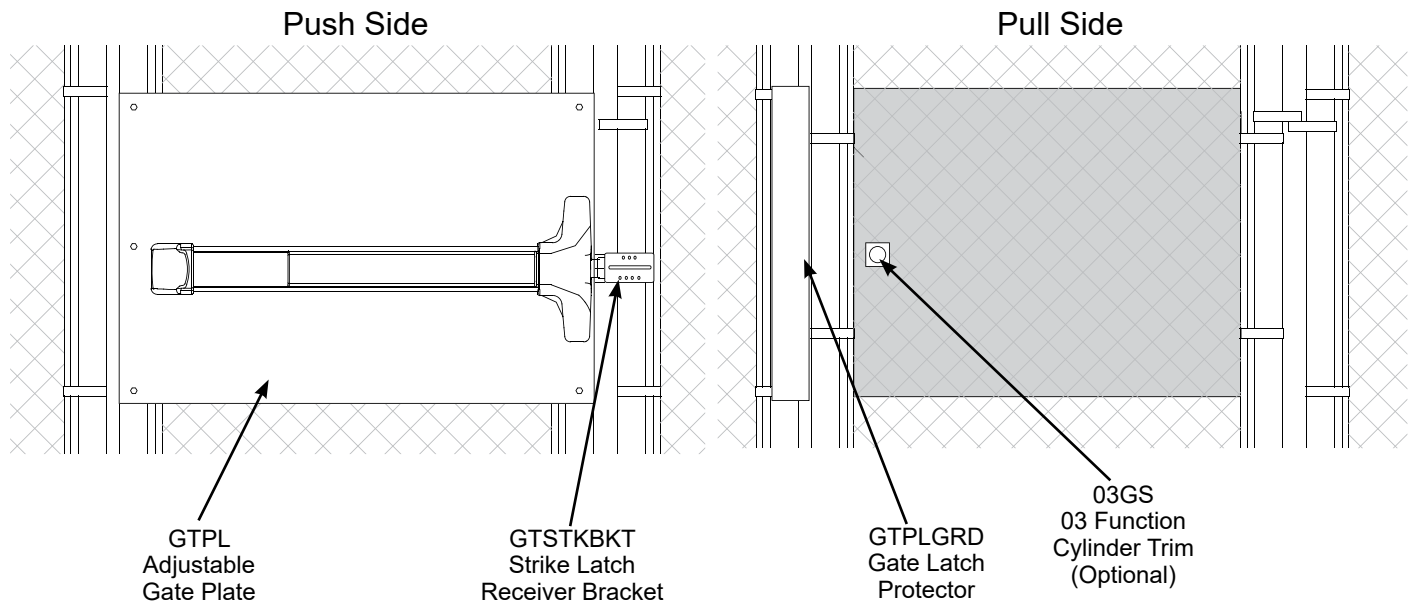
Flex Conduit Kits, Armored Loops and Power Transfers		Price
FC3EC1-630	Flex Conduit Kit (3') includes conduit, ramped endcap and fittings	\$225
FC10EC1-630	Flex Conduit Kit (10') includes conduit, ramped endcap and fittings (Specify finish - 605, 606, 611, 612, 613, 629, 630, 693 or 695)	\$245
FC3EC2-630	Flex Conduit Kit (3') includes conduit, flush endcap and fittings	\$121
FC10EC2-630	Flex Conduit Kit (10') includes conduit, flush endcap and fittings (Specify finish - 605, 606, 611, 612, 613, 629, 630, 693 or 695)	\$174
FC3EC1W-630	Weatherized Flex Conduit Kit (3') includes conduit, ramped endcap and fittings	\$233
FC10EC1W-630	Weatherized Flex Conduit Kit (10') includes conduit, ramped endcap and fittings (Specify finish - 605, 606, 611, 612, 613, 629, 630, 693 or 695)	\$249
FC3EC2W-630	Weatherized Flex Conduit Kit (3') includes conduit, flush endcap and fittings	\$125
FC10EC2W-630	Weatherized Flex Conduit Kit (10') includes conduit, flush endcap and fittings (Specify finish - 605, 606, 611, 612, 613, 629, 630, 693 or 695)	\$180
AL18	Surface Mount Armor Loop - 18" (Aluminum Finish)	\$99
JB-R	Junction Box with Relay	\$439
PT-5	Power Transfer	\$195
EWH8-626	Electric Hinge	\$467
Endcaps		
EC1	Ramped Endcap Heavy Duty (Specify Finish) 630 Finish	\$101
	All other Finishes (605, 606, 611, 612, 613, 629, 693 or 695)	\$200
EC2	Flush Endcap (Specify finish) 630 Finish	\$94
	All other Finishes (605, 606, 611, 612, 613, 629, 693 or 695)	\$146
EC2FC	Flush Endcap with Flex Conduit Fitting (Specify finish - 605, 606, 611, 612, 613, 629, 630, 693 or 695)	\$128
Delayed Egress Peel & Stick Door Signage Chart		
PUSH UNTIL ALARM SOUNDS - DOOR CAN BE OPENED IN XX SECONDS		PUSH UNTIL ALARM SOUNDS DOOR CAN BE OPENED IN 15 SECONDS
ECL-395	English - 15 Second - Red (Standard)	\$19
ECL-395-1	English - 30 Second - Red	\$19
ECL-395-2	French/Canadian - 15 Second - Red	\$19
ECL-395-3	French/Canadian - 30 Second - Red	\$19
ECL-395-4	Spanish - 15 Second - Red	\$19
ECL-395-5	Spanish - 30 Second - Red	\$19
ECL-395-6	French - 15 Second - Green	\$19
ECL-395-7	French - 30 Second - Green	\$19
ECL-395-8	German - 15 Second - Green	\$19
ECL-395-9	German - 30 Second - Green	\$19
ECL-395-10	Chinese - 15 Second - Red	\$19
ECL-395-11	Chinese - 30 Second - Red	\$19
ECL-395-12	English European - 15 Second - Green	\$19
ECL-395-13	English European - 30 Second - Green	\$19
Peel & Stick Door Sign		
PUSH TO OPEN - ALARM WILL SOUND		PUSH TO OPEN ALARM WILL SOUND
101802-1	English - Green	\$21
101802-2	French - Green	\$21
101802-3	German - Green	\$21
101802-4	Chinese - Red	\$21
101802-5	Spanish - Red	\$21
101802-6	French/Canadian - Red	\$21
Delayed Egress Outdoor Signage Chart		
PUSH UNTIL ALARM SOUNDS - DOOR CAN BE OPENED IN 15/30 SECONDS		PUSH UNTIL ALARM SOUNDS DOOR CAN BE OPENED IN 15 SECONDS
101906	English - 15 Second (Metal Sign - Non-Adhesive)	\$108
101906-1	English - 30 Second (Metal Sign - Non-Adhesive)	\$108

PARTS/ACCESSORIES CONT'D ON PAGE 67

MODEL NO.	DESCRIPTION	PRICE
GTPLKIT	Gate Plate Kit - Includes Gate Latch Protector (GTPLGRD), Strike Latch Receiver Bracket (GTSTKBKT), Adjustable Gate Plate (GTPL)	\$1,057


MODEL NO.	DESCRIPTION	PRICE
GTPL	Adjustable Gate Plate - Fits Single Gates 32" - 52" wide Fits square or round gate frames Plate comes without mounting holes for device	\$764
GTSTKBKT	Strike Latch Receiver Bracket	\$306
GTPLGRD	Gate Latch Protector	\$161
03GS	Optional 03 function cylinder trim used on gates (Rim Cylinder sold separately)	\$155
08GS	Spacer for Wide Lever Trim	\$166
08GSN	Spacer for Narrow Lever Trim	\$166

All above parts available in black (specify -BLK - ex. GTPL-BLK) and gray (std.) finish
For rim applications (further fabrication to opening required for SVR applications)



EXIT DEVICE SOLD SEPARATELY

For more information, see Advantex weatherized exit devices



NOTE:
For all trim information and graphics see page 72

	Outside Function	Device	Baseplate Finish	
			628 (Std.) Aluminum	711 Black
	Device Only - Exit Only	V40	\$530	\$530
	Device/Function/Trim			
Device with pull trim	01 Cover Plate	V4001P	\$649	\$649
		V4001PN	\$649	\$649
	02 Dummy Pull Trim	V4002A	\$661	\$661
		V4002AN	\$661	\$661
		V4002WP	\$829	N/A
	03 Key Retracts Latch Pull Trim	V4003P	\$649	\$649
Device with lever trim		V4003PN	\$649	\$649
		V4003CN	\$953	\$1,120
	03 Key Retracts Latch Cylinder Trim	V4003WS	\$739	\$814
	03 Key Retracts Latch Pull Trim	V4003A	\$661	\$661
		V4003AN	\$661	\$661
	02 Dummy Lever	V4002BN	\$902	\$902
Device with lever trim		V4002D2W	\$1,067	\$1,113
	08 Key Locks/Unlocks Lever	V4008BN	\$902	\$902
		V4008D2W	\$1,169	\$1,216
	09 Lever Trim Active by Key; Locked when key removed	V4009BN	\$902	\$902
		V4009D2W	\$1,169	\$1,216
	14 Lever Always Active	V4014BN	\$902	\$902
	V4014D2W	\$1,169	\$1,216	
EU Electric Lock/Unlock	V40EU2W	\$1,911	\$1,924	

Special NOTE: Specify EU2W trim for Hollow Metal Door, fits doors with minimum 4" (or greater) stile

DEVICE COMES STANDARD WITH:

- 628 Aluminum Baseplate
- Hex Dogging
- 36" Device for 3-foot doors
- 99 Surface Strike



FINISHES

Aluminum device extrusion is BHMA 628
Aluminum Trims:
P and PN BHMA 628 (clear anodized aluminum)
WS BHMA 626 (brushed chrome)
A, AN and BN BHMA 689 (powder-coated aluminum)

Black device extrusion is BHMA 711
Black Trims:
P and PN BHMA 711 (black anodized aluminum)
WS BHMA 613 (oil rubbed bronze)
A, AN and BN BHMA 693 (powder-coated black)

OPTIONS

F Fire Rated - Specify prefix F (ex. FV40)	Add \$150
H Hurricane Rated - Specify prefix H (ex. HV40)	Add \$75
FH Fire Rated/Hurricane Rated - Specify prefix FH (ex. FHV40)	Add \$225
W Weatherized (Mechanical only - For weatherized electrified functions, see Electrified Options)	Add \$200
Electrified Options - see pages 82-87	
48" Add for 4-foot door width	Add \$50
SN1 Sex Nuts / Throughbolts (Device with trim requires 1 set / Device only requires 2 sets)	\$24 PER SET
KS Keystop Installed	Add \$9
CD Cylinder Dogging	No charge when ordered with device
LD Less Dogging	No charge when ordered with device
94 Double Door Strike Available - see pg 90	No charge when ordered with device
98 Semi-Mortise Strike	No charge when ordered with device

NOTE - Cylinders not included. Products on this page can be ordered with cylinders (C65) or Interchangeable core housings (IC7) pre-installed at Detex prior to shipping (See page 90).

Value Series Exit Devices



NOTE:
For all trim information and graphics see page 72

	Outside Function	Device	Baseplate Finish	
			628 (Std.) Aluminum	711 Black
	Device Only - Exit Only	V40xNS	\$582	\$582
	Device/Function/Trim			
Device with pull trim	01 Cover Plate	V4001PNxNS	\$701	\$701
	02 Dummy Pull Trim	V4002ANxNS	\$713	\$713
		V4002WPxNS	\$881	N/A
	03 Key Retracts Latch Pull Trim	V4003PNxNS	\$701	\$701
		V4003CNxNS	\$1,005	\$1,172
Device with lever trim	03 Key Retracts Latch Cylinder Trim	V4003WSxNS	\$791	\$866
	03 Key Retracts Latch Pull Trim	V4003ANxNS	\$713	\$713
	02 Dummy Lever	V4002BNxNS	\$954	\$954
	08 Key Locks/Unlocks Lever	V4008BNxNS	\$954	\$954
	09 Lever Trim Active by Key; Locked when key removed	V4009BNxNS	\$954	\$954
	14 Lever Always Active	V4014BNxNS	\$954	\$954

DEVICE COMES STANDARD WITH:

- 628 Aluminum Baseplate
- Hex Dogging
- 36" Device for 3-foot doors
- 98 Semi-Mortise Strike



FINISHES

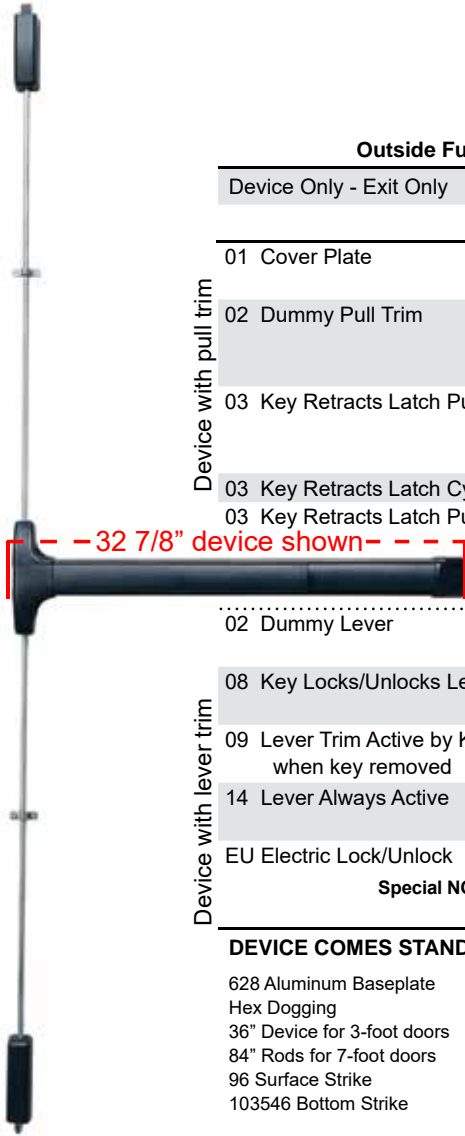
Aluminum device extrusion is BHMA 628. Aluminum Trims:
 PN BHMA 628 (clear anodized aluminum)
 WS BHMA 626 (brushed chrome)
 AN and BN BHMA 689 (powder-coated aluminum)

Black device extrusion is BHMA 711. Black Trims:
 PN BHMA 711 (black anodized aluminum)
 WS BHMA 613 (oil rubbed bronze)
 AN and BN BHMA 693 (powder-coated black)

OPTIONS

F Fire Rated - Specify prefix F (ex. FV40xNS)	Add \$150
W Weatherized (Mechanical only - For weatherized electrified functions, see Electrified Options)	Add \$200
Electrified Options - see pages 82-87	
48" Add for 4-foot door width	Add \$50
SN1 Sex Nuts / Throughbolts (Device with trim requires 1 set / Device only requires 2 sets)	\$24 PER SET
KS Keystop Installed	Add \$9
CD Cylinder Dogging	No charge when ordered with device
LD Less Dogging	No charge when ordered with device

NOTE - Cylinders not included. Products on this page can be ordered with cylinders (C65) or Interchangeable core housings (IC7) pre-installed at Detex prior to shipping (See page 90).



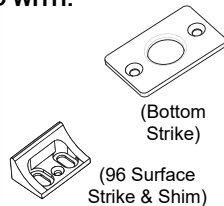
Value Series Exit Devices

Outside Function	Top & Bottom Rod Device	Top Rod Only Device	Baseplate Finish		
			628 (Std.) Aluminum	711 Black	
Device Only - Exit Only	V50	V51	\$1,104	\$1,104	
Device/Function/Trim					
Device with pull trim	01 Cover Plate	V5001P	V5101P	\$1,223	\$1,223
		V5001PN	V5101PN	\$1,223	\$1,223
	02 Dummy Pull Trim	V5002A	V5102A	\$1,235	\$1,235
		V5002AN	V5102AN	\$1,235	\$1,235
		V5002WP	V5102WP	\$1,403	N/A
	03 Key Retracts Latch Pull Trim	V5003P	V5103P	\$1,223	\$1,223
V5003PN		V5103PN	\$1,223	\$1,223	
V5003CN		V5103CN	\$1,527	\$1,694	
03 Key Retracts Latch Cylinder Trim	V5003WS	V5103WS	\$1,313	\$1,388	
03 Key Retracts Latch Pull Trim	V5003A	V5103A	\$1,235	\$1,235	
	V5003AN	V5103AN	\$1,235	\$1,235	
Device with lever trim	02 Dummy Lever	V5002BN	V5102BN	\$1,476	\$1,476
		V5002D2W	V5102D2W	\$1,641	\$1,687
	08 Key Locks/Unlocks Lever	V5008BN	V5108BN	\$1,476	\$1,476
		V5008D2W	V5108D2W	\$1,743	\$1,790
	09 Lever Trim Active by Key; Locked when key removed	V5009BN	V5109BN	\$1,476	\$1,476
		V5009D2W	V5109D2W	\$1,743	\$1,790
	14 Lever Always Active	V5014BN	V5114BN	\$1,476	\$1,476
		V5014D2W	V5114D2W	\$1,743	\$1,790
	EU Electric Lock/Unlock	V50EU2W	V51EU2W	\$2,485	\$2,498

Special NOTE: Specify EU2W trim for Hollow Metal Door, fits doors with minimum 4" (or greater) stile
NOTE: Devices are shipped RHR unless specified LHR (Field Reversible)

DEVICE COMES STANDARD WITH:

- 628 Aluminum Baseplate
- Hex Dogging
- 36" Device for 3-foot doors
- 84" Rods for 7-foot doors
- 96 Surface Strike
- 103546 Bottom Strike



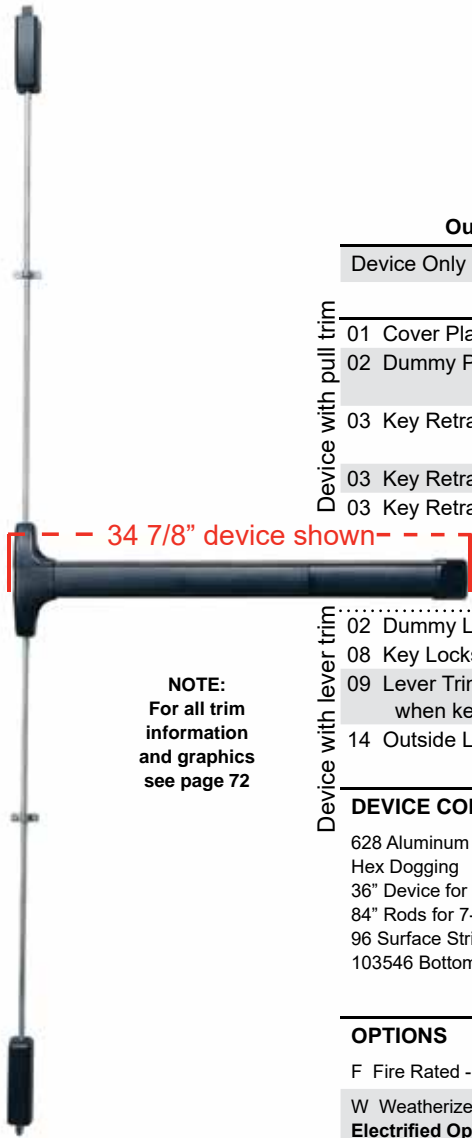
FINISHES

Aluminum device extrusion is BHMA 628. Aluminum Trims:
 P and PN BHMA 628 (clear anodized aluminum)
 WS BHMA 626 (brushed chrome)
 A, AN and BN BHMA 689 (powder-coated aluminum)
 Black device extrusion is BHMA 711. Black Trims:
 P and PN BHMA 711 (black anodized aluminum)
 WS BHMA 613 (oil rubbed bronze)
 A, AN and BN BHMA 693 (powder-coated black)

OPTIONS

F Fire Rated - Specify prefix F (ex. FV50xNS)	Add \$150
H Hurricane Rated - Specify prefix H (ex. HV50xNS)	Add \$75
FH Fire Rated/Hurricane Rated - Specify prefix FH (ex. FHV50xNS)	Add \$225
W Weatherized (Mechanical only - For weatherized electrified functions, see Electrified Options)	Add \$200
Electrified Options - see pages 82-87	
RC Rod Covers Stainless Steel Finish - (ex. V50xNSxRC)	Add \$347
BG Bottom Bolt Guard 12" ramped per ADA - (ex. V50xNSxBG)	Add \$146
RCxBG Rod Covers and Bottom Bolt Guard - (ex. V50xNSxRCxBG)	Add \$313
48" Add for 4-foot door width	Add \$50
96" Add for 8-foot door height	Add \$50
120" Add for 10-foot door height	Add \$100
SN1 Sex Nuts / Throughbolts (V50 device with trim requires 3 sets / V50 device only requires 4 sets) (V51 device with trim requires 2 sets / V51 device only requires 3 sets)	\$24 PER SET
KS Keystop Installed	Add \$9
CD Cylinder Dogging	No charge when ordered with device
LD Less Dogging	No charge when ordered with device
96B Dustproof Strike	Add \$59

NOTE - Cylinders not included. Products on this page can be ordered with cylinders (C65) or Interchangeable core housings (IC7) pre-installed at Detex prior to shipping (See page 90).



NOTE:
For all trim
information
and graphics
see page 72

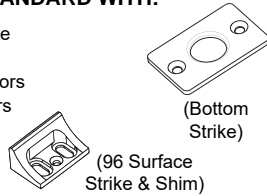
Outside Function	Top & Bottom Rod Device	Top Rod Only Device	Baseplate Finish	
			628 (Std.) Aluminum	711 Black
Device Only - Exit Only	V50xNS	V51xNS	\$1,156	\$1,156
Device/Function/Trim				
01 Cover Plate	V5001PNxNS	V5101PNxNS	\$1,275	\$1,275
02 Dummy Pull Trim	V5002ANxNS	V5102ANxNS	\$1,287	\$1,287
	V5002WPxNS	V5102WPxNS	\$1,455	N/A
03 Key Retracts Latch Pull Trim	V5003PNxNS	V5103PNxNS	\$1,275	\$1,275
	V5003CNxNS	V5103CNxNS	\$1,579	\$1,746
03 Key Retracts Latch Cylinder Trim	V5003WSxNS	V5103WSxNS	\$1,365	\$1,440
03 Key Retracts Pull Trim	V5003ANxNS	V5103ANxNS	\$1,287	\$1,287

Device with lever trim				
02 Dummy Lever	V5002BNxNS	V5102BNxNS	\$1,528	\$1,528
08 Key Locks/Unlocks Outside Lever	V5008BNxNS	V5108BNxNS	\$1,528	\$1,528
09 Lever Trim Active by Key; Locked when key removed	V5009BNxNS	V5109BNxNS	\$1,528	\$1,528
14 Outside Lever Always Active	V5014BNxNS	V5114BNxNS	\$1,528	\$1,528

NOTE: Devices are shipped RHR unless specified LHR (Field Reversible)

DEVICE COMES STANDARD WITH:

- 628 Aluminum Baseplate
- Hex Dogging
- 36" Device for 3-foot doors
- 84" Rods for 7-foot doors
- 96 Surface Strike
- 103546 Bottom Strike



FINISHES












Aluminum device extrusion is BHMA 628. Aluminum Trims:
 PN BHMA 628 (clear anodized aluminum)
 WS BHMA 626 (brushed chrome)
 AN and BN BHMA 689 (powder-coated aluminum)
 Black device extrusion is BHMA 711. Black Trims:
 PN BHMA 711 (black anodized aluminum)
 WS BHMA 613 (oil rubbed bronze)
 AN and BN BHMA 693 (powder-coated black)

OPTIONS

F Fire Rated - Specify prefix F (ex. FV50xNS)	Add \$150
W Weatherized (Mechanical only - For weatherized electrified functions, see Electrified Options)	Add \$200
Electrified Options - see pages 82-87	
RC Rod Covers Stainless Steel Finish - (ex. V50xNSxRC)	Add \$347
BG Bottom Bolt Guard 12" ramped per ADA - (ex. V50xNSxBG)	Add \$146
RCxBG Rod Covers and Bottom Bolt Guard - (ex. V50xNSxRCxBG)	Add \$313
48" Add for 4-foot door width	Add \$50
96" Add for 8-foot door height	Add \$50
120" Add for 10-foot door height	Add \$100
SN1 Sex Nuts / Throughbolts (V50 device with trim requires 3 sets / V50 device only requires 4 sets) (V51 device with trim requires 2 sets / V51 device only requires 3 sets)	\$24 PER SET
KS Keystop Installed	Add \$9
CD Cylinder Dogging	No charge when ordered with device
LD Less Dogging	No charge when ordered with device
96B Dustproof Strike	Add \$59

NOTE - Cylinders not included. Products on this page can be ordered with cylinders (C65) or Interchangeable core housings (IC7) pre-installed at Detex prior to shipping (See page 90).








PLATES AND PULL TRIMS

P Trim		WP Trim	PN Trim		CN Trim	WS Trim	A Trim		AN Trim	
										
01P	03P	02WP	01PN	03PN	03CN	03WS	02A	03A	02AN	03AN
Function	Description	Trim	Gray		Brown		Black			
01	Cover plate	P/PN	(628 Finish)	\$119	N/A		(711 Finish) \$119			
03*	Key retracts latch	P/PN	(628 Finish)	\$119	N/A		(711 Finish) \$119			
02	Dummy Pull (Wire)	WP	(630 Finish)	\$299	N/A		N/A			
03*	Key retracts latch	WS**	(626 Finish)	\$209	N/A		(693 Finish) \$284			
02	Dummy pull	A/AN	(689 Finish)	\$131	(695 Finish)	\$131	(693 Finish) \$131			
03*	Key retracts latch	A/AN	(689 Finish)	\$131	(695 Finish)	\$131	(693 Finish) \$131			
03*	Key retracts latch	CN	(630 Finish)	\$423	(695 Finish)	\$590	(693 Finish) \$590			

* Rim cylinder not included (order separately - see page 90)
 ** WS Trim - Not available in Stainless Steel (630) - Specify 625 or 626 (626 - same price as 630)

LEVER TRIMS



BN Trim for Value Series Devices (Includes 161 cover plate)			D2W Vandal Resistant Trim for Value Series Devices			
						
08BN	02BN	09BN	08D2W	09D2W	02D2W	14D2W
S Lever (Std.)			Back View			
NOTE: BN lever trims not for use in corrosive environments, see Advantex DN lever trims			2 Posts			
			For use on non-Narrow Stile (NS) Value Series devices.			
Function	Description	Trim	626	689	693	
02	Dummy lever	BN	N/A	\$372	\$372	
02	Dummy lever	D2W	\$537	N/A	\$583	
08**	Key locks/unlocks outside lever	BN	N/A	\$372	\$372	
08**	Key locks/unlocks outside lever	D2W	\$639	N/A	\$686	
09**	Lever trim active by key; locked when key removed	BN	N/A	\$372	\$372	
09**	Lever trim active by key; locked when key removed	D2W	\$639	N/A	\$686	
14	Outside lever always active	BN	N/A	\$372	\$372	
14	Outside lever always active	D2W	\$639	N/A	\$686	

For Vandal resistant, wide stile lever trims, for use with Value Series, specify 08D2W or 09D2W (See Advantex 08D or 09D for pricing)

NOTE: Lever Trims are shipped RHR unless specified LHR (Field Reversible)

LS Lever Switch available - Add \$275

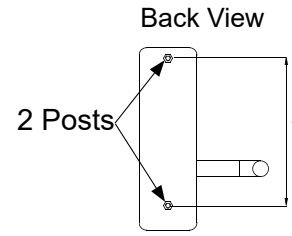
**Mortise cylinder not included (order separately - see page 90)



103789 Cylinder Nut Socket
 100783 Cylinder Nut
 See page 124 for more information

Value Series Exit Devices

EU2W Trim for Value Series Devices



For use on non-Narrow Stile (NS) Value Series devices.

Function	Description	Trim	626	693
EU**	Electric Lock/Unlock Wide Escutcheon	EU2W	\$1,381	\$1,394
(For EU specify Fail Secure [FSE - std.] or Fail Safe [FSA] and specify handing - not field reversible)				

**Mortise cylinder not included (order separately - see page 90)

LS Lever Switch available - Add \$275



VALUE SERIES® V40 SERIES (RIM)

RATING

For no rating, leave blank

"H" = Hurricane

"F" = Fire Rated (Less/No Dogging Only)

"FH" = Hurricane and Fire Rated

OUTSIDE TRIM FINISH

626 = Brushed chrome (DWMS trims)

628 = Brushed Aluminum (P/PN trims)

689 = Aluminum (BN/A/A/N trims)

693 = Black, powder coated (BN/A/A/N trims)

711 = Black, Aluminum (P/PN trims)

DOGGING FUNCTION

LD = Less/No dogging

HD = Hex key dogging

CD = Cylinder key dogging

PRE-INSTALLED CYLINDERS

If cylinders provided by others, leave blank

MC65 = Mortise Cylinder(s) 6pin/Keyed 5

IC7 = Mortise Cylinder(s) SFIC housing

IK7 = Mortise Cylinder(s) InstakKey housing

RC65 = Rim Cylinder(s) 6pin/Keyed 5

IC7R = Rim Cylinder(s) SFIC housing

IK7R = Rim Cylinder(s) InstakKey housing

Specify KA for Keyed Alike

Specify KA for Keyed Alike

PUSHPAD COLOR

Contact factory for other languages and colors

BLK = Black

RWE = Red Pushpad / White English Lettering

POWER TRANSFERS

FC3 = 3' Flex Conduit

FC10 = 10' Flex Conduit

PT5 = Power Transfer

EH8 = Electric Hinge

OUTSIDE TRIM FUNCTION & FINISH

01P = Exit only, blank plate

03P = Key retracts latch

01PN = Exit only, blank plate, narrow trim

03PN = Key retracts latch, narrow trim

03WS = Key retracts latch

02A = Dummy pull

03A = Key retracts pull, pull trim

02AN = Dummy pull, narrow trim

03AN = Key retracts pull - pull trim, narrow trim

02BN = Dummy lever, narrow trim

08BN = Active lever, key locks/unlocks lever, narrow trim (handed) (classroom)

09BN = Lever trim active by key, locked when key removed, narrow trim (handed) (storeroom)

14BN = Active lever, no key cylinder, narrow trim (handed) (passage)

02DD2W = Dummy lever, wide trim (two posts for use with narrow head device)

08DD2W = Active lever, key locks/unlocks lever, wide trim (two posts for use with narrow head device) (classroom)

09DD2W = Lever trim active by key, locked when key removed, wide trim (two posts for use with narrow head device) (storeroom)

14DD2W = Active lever, no key cylinder, wide trim (two posts for use with narrow head device) (passage)

EU2W = Electric lock/unlock, wide trim (two posts for use with narrow head device) - 24VDC & Fail Secure (FSE) Std. - Specify handing (not field reversible). For 12VDC specify VDC. For Fail Safe specify FSA

CBK = Cylinder Bracket Kit, 03 only, plate & pull handle by others required

DEVICE FINISH

628 = Brushed Aluminum*

711 = Black, Aluminum

DOOR HANDING

RHR = Right hand reverse*

LHR = Left hand reverse

ELECTRIFIED FUNCTION

For no electrified function, leave blank

Standard

EA = Hardwired Electric Alarm (Formerly EH/EH R)

EB = Electric Alarm with Battery

ED = Electric Dogging

EX = Request To Exit (Signal) Switch

EXV = Request To Exit (Current) Switch

EI = Electric Integration (logic controller required)

ES = Electric Switching (dead latch & OKC switches)

Delayed Egress

Select Arming Delay, Delayed Egress

Time and Silent Arming

EE = Delayed Egress

Delayed Egress Only (EE)

Comes standard with 90-800 power supply

Single = (1) 90-800 w/o bat backup

Pair = (1) 90-800 w/o bat backup

Latch Retraction

ER EX = Electric Latch Retraction with Request To Exit Switch (silencer standard)

Latch Retraction Only (ER EX)

(Sold Separately)

Single = 81-800

Pair = 82-800

2 Single = 83-800

KEYSTOP

For no keystop, leave blank

KS = Keystop (Available with EA, EE, EI functions)

DOOR WIDTH

36" wide door (3")*

48" wide door (4")

FASTENERS

For Standard machine, wood & self-drilling screws, leave blank

SN1 = Sex Nuts/Throughbolts (Hurricane rated hardware includes sex nuts for latch bolt)



Detex products can expose you to chemicals including Chromium (hexavalent compounds) and Lead, which are known to the State of California to cause cancer and birth defects or other reproductive harm. For more information go to www.detex.com/prp055

NOTE: * = default/standard

Fire-rated trims must be Fail Safe (FSA)

All fire-rated devices Less Dogging/fail safe

Also see online version at detex.com/hto

April 22, 2020

VALUE SERIES® V40XW SERIES (RIM, WEATHERIZED)



RATING

For no rating, leave blank
 "H" = Hurricane
 "F" = Fire Rated (Less/No Dogging Only)
 "FH" = Hurricane and Fire Rated

OUTSIDE TRIM FINISH

626 = Brushed chrome (D/W/S trims)
 628 = Brushed Aluminum (P/P/N trims)
 699 = Aluminum (BN/AN trims)
 693 = Black, powder coated (BN/AN trims)
 711 = Black, Aluminum (P/P/N trims)

DOGGING FUNCTION

LD = Less/No dogging
 HD = Hex key dogging
 CD = Cylinder key dogging

PRE-INSTALLED CYLINDERS

If cylinders provided by others, leave blank
 MC65 = Mortise Cylinder(s) 6pin/Keyed 5
 IC7 = Mortise Cylinder(s) SFIC housing
 IK7 = Mortise Cylinder(s) Instakkey housing
 RC65 = Rim Cylinder(s) 6pin/Keyed 5
 IC7R = Rim Cylinder(s) SFIC housing
 IK7R = Rim Cylinder(s) Instakkey housing

POWER TRANSFERS

FC3W = 3" Weatherized Flex Conduit
 FC10W = 10" Weatherized Flex Conduit
 PT5 = Power Transfer
 EHR = Electric Hinge

OUTSIDE TRIM FUNCTION & FINISH

01P = Exit only, blank plate
 03P = Key retracts latch
 01PN = Exit only, blank plate; narrow trim
 03PN = Key retracts latch; narrow trim
 03WS = Key retracts latch
 02A = Dummy pull
 03A = Key retracts pull; pull trim
 02AN = Dummy pull; narrow trim
 03AN = Key retracts pull - pull trim; narrow trim
 02BN = Dummy lever; narrow trim
 08BN = Active lever, key locks/unlocks lever; narrow trim (handed) (classroom)
 09BN = Lever trim active by key, locked when key removed; narrow trim (handed) (storeroom)

DOOR HANDING

RHR = Right hand reverse*
 LHR = Left hand reverse

ELECTRIFIED FUNCTION

For no electrified function, leave blank
Weatherized Alarms
 Select Arming Time and Auto Rearm
 EB W = Electric Battery Operated Exit Alarm Weatherized

Latch Retraction
 ER EX W = Electric Latch Retraction
 Weatherized with Request To Exit Switch (silencer standard)

Latch Retraction Only (ER EX W)
 (Sold Separately)
 Single = 81-800
 Pair = 82-800
 2 Single = 83-800

Weatherized Others
 ER EX W = Electric Latch Retraction
 Weatherized with Request To Exit Switch (silencer standard)
 EX W = Request To Exit (Signal) Switch Weatherized
 EXV W = Request To Exit (Current) Switch Weatherized
 WDE = Weatherized Delayed Egress (see EasyKits)

KEYSTOP

For no key/stop, leave blank
 KS = Keystop (Available with EB W function)

PUSHPAD COLOR

Contact factory for other languages and colors
 BLK = Black
 RWE = Red Pushpad / White English Lettering

DOOR WIDTH

36" wide door (3")*
 48" wide door (4")

FASTENERS

For Standard machine, wood & self-drilling screws, leave blank
 SN1 = Sex Nuts/Throughbolts (Hurricane rated hardware includes sex nuts for latch bolt)

14BN = Active lever, no key cylinder; narrow trim (handed) (passage)
 02DD2W = Dummy lever; wide trim (two posts for use with narrow head device)
 08DD2W = Active lever, key locks/unlocks lever; wide trim (two posts for use with narrow head device) (classroom)
 14D2W = Active lever, no key cylinder; wide trim (two posts for use with narrow head device) (passage)
 EU2W = Electric lock/unlock; wide trim (two posts for use with narrow head device) - 24VDC & Fall Secure (FSE) Std. - Specify handing (not field reversible). For 12VDC specify VDC. For Fall Safe specify FSA

CBK = Cylinder Bracket Kit; 03 only, plate & pull handle by others required

NOTE: * = default/standard

Fire-rated trims must be Fall Safe (FSA)

All fire-rated devices Less Dogging/fall safe

Also see online version at detex.com/hto



Detex products can expose you to chemicals including Chromium (hexavalent compounds) and Lead, which are known to the State of California to cause cancer and birth defects or other reproductive harm. For more information go to www.detex.com/prop65

VALUE SERIES® V50/V51 SERIES (SURFACE VERTICAL ROD)

RATING

For no rating, leave blank

- "H" = Hurricane (V50 & V50XW only)
- "F" = Fire Rated (Less/No Dogging Only)
- "FH" = Hurricane and Fire Rated

OUTSIDE TRIM FINISH

- 626 = Brushed chrome (DWS trims)
- 628 = Brushed Aluminum (P/PN trims)
- 689 = Aluminum (BN/ALAN trims)
- 693 = Black, powder coated (BN/ALAN trims)
- 711 = Black, Aluminum (P/PN trims)

STRIKES

- 96 = Surface non-roller top strike and non-dust proof bottom strike*
- 96B = Substitute 96 bottom strike for Dustproof strike

PUSHPAD COLOR
Contact factory for other languages and colors
BLK = Black
RWE = Red Pushpad / White English Lettering

SERIES TYPE

- V50 = SVR, wide stile
- V50XNS = SVR, narrow stile
- V51 = SVR, top rod only, wide stile
- V51XNS = SVR, top rod only, narrow stile

DEVICE FINISH

- 628 = Brushed Aluminum*
- 711 = Black, Aluminum

DOGGING FUNCTION
LD = Less/No dogging
HD = Hex key dogging
CD = Cylinder key dogging

PRE-INSTALLED CYLINDERS

- If cylinders provided by others, leave blank
- MC65 = Mortise Cylinder(s) 6pin/Keyed 5
 - IC7 = Mortise Cylinder(s) IC housing
 - IK7 = Mortise Cylinder(s) Instakey housing
 - RC65 = Rim Cylinder(s) 6pin/Keyed 5
 - IC7R = Rim Cylinder(s) IC housing
 - IK7R = Rim Cylinder(s) Instakey housing

Specify KA for Keyed Alike Device

POWER TRANSFERS

- FC3 = 3' Flex Conduit
- FC10 = 10' Flex Conduit
- PTS = Power Transfer
- EH8 = Electric Hinge

OUTSIDE TRIM STYLE & FINISH

- 01P = Exit only, blank plate
- 03P = Key retracts latch
- 01PN = Exit only, blank plate, narrow trim
- 03PN = Key retracts latch, narrow trim
- 03WS = Key retracts latch
- 02A = Dummy pull
- 03A = Key retracts pull, pull trim
- 02AN = Dummy pull, narrow trim
- 03AN = Key retracts pull - pull trim, narrow trim
- 02BN = Dummy lever, narrow trim
- 08BN = Active lever, key locks/unlocks lever; narrow trim (handed) (classroom)
- 09BN = Lever trim active by key, locked when key removed; narrow trim (handed) (storeroom)

DOOR HANDING

- RHR = Right hand reverse*
- LHR = Left hand reverse

ELECTRIFIED FUNCTION

For no electrified function, leave blank

Standard

- EA = Hardwired Electric Alarm (Formerly EH/EH R)
- EB = Electric Alarm with Battery
- ED = Electric Dogging
- EX = Request To Exit (Signal) Switch
- EXV = Request To Exit (Current) Switch

Latch Retraction

- ER EX = Electric Latch Retraction with Request To Exit Switch (silencer standard)

Latch Retraction Only (ER EX)

- (Sold Separately)
- Single = 81-800
- Pair = 82-800
- 2 Single = 83-800

DOOR HEIGHT/SVR HEIGHT

- 84" high door
- 96" high door
- 120" high door

FASTENERS

- For Standard machine, wood & self-drilling screws, leave blank
- SN1 = Sex Nuts/Throughbolts (Hurricane rated hardware includes sex nuts for top latch and bottom bolt)

DOOR WIDTH
36" wide door (3)*
48" wide door (4)

14D2W = Active lever, no key cylinder; wide trim (two posts for use with narrow head device) (passage)

EU2W = Electric lock/unlock; wide trim (two posts for use with narrow head device) (passage)

(24VDC & Fall Secure [FSE] Std.) - Specify handling (not field reversible), For 12VDC specify VDC. For Fall Safe specify FSA

CBK = Cylinder Bracket Kit, 03 only; plate & pull handle by others required

Delayed Egress


Select Arming Delay, Delayed Egress Time and Silent Arming
EE = Delayed Egress

Delayed Egress Only (EE)

- Comes standard with 90-800 power supply
- Single = (1) 90-800 w/o bat backup
- Pair = (1) 90-800 w/o bat backup

NOTE: * = default/standard

All fire-rated devices Less Dogging/fall safe



VALUE SERIES® V50XW/WV51XW SERIES (SURFACE VERTICAL ROD, WEATHERIZED)

RATING

For no rating, leave blank
 "H" = Hurricane (V50 & V50XW only)
 "F" = Fire Rated (Less/No Dogging Only)
 "FH" = Hurricane and Fire Rated

OUTSIDE TRIM FINISH

628 = Brushed chrome (DWS trims)
 628 = Brushed Aluminum (P/PN trims)
 689 = Aluminum (BN/AAN trims)
 693 = Black, powder coated (BN/AAN trims)
 711 = Black, Aluminum (P/PN trims)

STRIKES

96 = Surface non-roller top strike and non-dust proof bottom strike*
 96B = Substitute 96 bottom strike for Dustproof strike

PRE-INSTALLED CYLINDERS

If cylinders provided by others, leave blank
 MCG5 = Mortise Cylinder(s) 6pin/Keyed 5
 IC7 = Mortise Cylinder(s) IC housing
 IK7 = Mortise Cylinder(s) InstakKey housing
 RC65 = Rim Cylinder(s) 6pin/Keyed 5
 ICTR = Rim Cylinder(s) IC housing
 IKTR = Rim Cylinder(s) InstakKey housing

PUSHPAD COLOR

Contact factory for other languages and colors
 BLK = Black
 RWE = Red Pushpad / White English Lettering



POWER TRANSFERS

FC3W = 3' Weatherized Flex Conduit
 FC10W = 10' Weatherized Flex Conduit
 PTS = Power Transfer
 EH8 = Electric Hinge

OUTSIDE TRIM STYLE & FINISH

01P = Exit only, blank plate
 03P = Key retracts latch
 01PN = Exit only, blank plate, narrow trim
 03PN = Key retracts latch, narrow trim
 03WS = Key retracts latch
 02A = Dummy pull
 03A = Key retracts pull; pull trim
 02AN = Dummy pull; narrow trim
 03AN = Key retracts pull - pull trim; narrow trim
 02BN = Dummy lever; narrow trim
 08BN = Active lever, key locks/unlocks lever; narrow trim (handed) (classroom)
 09BN = Lever trim active by key, locked when key removed; narrow trim (handed) (storeroom)

DOOR HANDING

RHR = Right hand reverse*
 LHR = Left hand reverse

ELECTRIFIED FUNCTION

For no electrified function, leave blank

Weatherized Alarms

Select Arming Time and Auto Rearm
 EB W = Electric Battery Operated Exit Alarm Weatherized

Latch Retraction

ER EX = Electric Latch Retraction with Request To Exit Retraction (silencer standard)
 ER EX W = Electric Latch Retraction Weatherized with Request To Exit Switch (silencer standard)

Latch Retraction Only (ER)

(Sold Separately)
 Pair = 82-800
 2 Single = 83-800

Weatherized Others

ER EX W = Electric Latch Retraction Weatherized with Request To Exit Switch (silencer standard)
 EX W = Request To Exit (Signal) Switch Weatherized
 EXV W = Request To Exit (Current) Switch Weatherized
 WDE = Weatherized Delayed Egress (see EasyKtis)

KEYSTOP

KS = Key/stop (Available with EB W function)

DOOR WIDTH


36" wide door (3)*
 48" wide door (4)

DOOR HEIGHT/SVR HEIGHT

84" high door
 96" high door
 120" high door

FASTENERS

For Standard machine, wood & self-drilling screws, leave blank
 SN1 = Sex Nuts/Throughbolts (Hurricane rated hardware includes sex nuts for top latch and bottom bolt)



Detex products can expose you to chemicals including Chromium (hexavalent compounds) and Lead, which are known to the State of California to cause cancer and birth defects or other reproductive harm. For more information go to www.detex.com/propp65

CBK = Cylinder Bracket Kit, 03 only, plate & pull handle by others required

Fire-rated trims must be Fail Safe (FSA)
 All fire-rated devices Less Dogging/fail safe

Also see online version at detex.com/hto

NOTE: * = default/standard

NOTES

Pulls & Plates

			VALUE SERIES®	Manufacturer A Exit Devices	Manufacturer B Exit Devices	Manufacturer C Exit Devices
BHMA Function	BHMA Definition	Description	Standard Value Series	22 Series	20 Series	51 Series
01	Exit Only	Cover Plate	01P 01PN	N/A	802-GTB	501
02	Pull When Dogged	Dummy Pull	02A 02AN	230DT	Thumbpiece trims only	702A
02	Pull When Dogged	Dummy Pull (Wire)	02WP	N/A	N/A	N/A
03	Key Retracts Latch Bolt	Night Latch Pull	03A 03AN	230NL	Thumbpiece trims only	703A
03	Key Retracts Latch Bolt	Night Latch Pull	03P 03PN	210NL	814-HTB	603
03	Key Retracts Latch Bolt	Night Latch - Cylinder Only - Pull by others	03WS	110NL	N/A	N/A

Lever Trims

			VALUE SERIES®	Manufacturer A Exit Devices	Manufacturer B Exit Devices	Manufacturer C Exit Devices
BHMA Function	BHMA Definition	Description	Standard Value Series	22 Series	20 Series	51 Series
08	Key Locks/Unlocks Lever	Classroom Lever	08BN	230L	Rose trims only	808A
09	Lever Active by Key; Locked when key removed	Night Latch Lever / Storeroom Lever	09BN	N/A	Rose trims only	N/A
14	Lever Always Active	Passage Lever	14BN	N/A	Rose trims only	814A
EU	Electric Lock/Unlock	Fail Safe/Fail Secure	EU2W	N/A	N/A	N/A

Value Series Exit Devices

BHMA Function	BHMA Definition	VALUE SERIES®	Manufacturer A Exit Devices	Manufacturer B Exit Devices	Manufacturer C Exit Devices
1	Rim Exit Device	V40	22	2828	5100
	Rim Exit Device - Weatherized	V40xW	No equal	No equal	No equal
2	Surface Vertical Rod Exit Device	V50	222	2727	5200
	Surface Vertical Rod Exit Device - Weatherized	V50xW	No equal	No equal	No equal
	Surface Vertical Rod Exit Device - Top Rod Only	V51	2227LBR	No equal	5200LBR
	Surface Vertical Rod Exit Device - Top Rod Only - Weatherized	V51xW	No equal	No equal	No equal
4	Narrow Stile Rim Exit Device	V40xNS	No equal	No equal	No equal
	Narrow Stile Rim Exit Device - Weatherized	V40xNSxW	No equal	No equal	No equal
5	Narrow Stile Surface Vertical Rod Exit Device	V50xNS	No equal	No equal	No equal
	Narrow Stile Surface Vertical Rod Exit Device - Weatherized	V50xNSxW	No equal	No equal	No equal
	Narrow Stile Surface Vertical Rod Exit Device - Top Rod Only	V51xNS	No equal	No equal	No equal
	Narrow Stile Surface Vertical Rod Exit Device - Top Rod Only - Weatherized	V51xNSxW	No equal	No equal	No equal

Value Series Exit Devices

Function		Manufacturer A Exit Devices	Manufacturer B Exit Devices	Manufacturer C Exit Devices
	Standard Advantex	Standard 22 Series	Standard 20 Series	Standard 5000 Series
Hardwired Exit Alarm	EA	ALK	No equal	RALW
Battery Powered Exit Alarm	EB	No equal	No equal	RALK
Weatherized Battery Powered Exit Alarm	EB W	No equal	No equal	WALW
Electric Dogging	ED	No equal	No equal	No equal
Electric Latch Retraction	ER EX Request to Exit Switch Included	No equal	No equal	No equal
Weatherized Electric Latch Retraction	ER EX W Request to Exit Switch Included	No equal	No equal	No equal
Electric Lock/Unlock Lever	EU2W	No equal	No equal	No equal
Delayed Egress	EE	No equal	No equal	No equal
Electric Integration	EI	No equal	No equal	No equal
Electric Switching	ES	RXxLX	No equal	No equal
Request to Exit Signaling	EX	RX	No equal	TS
Weatherized Request to Exit Signaling	EX W	No equal	No equal	WTS
Request to Exit Switching for High Current	EXV	No equal	No equal	No equal
Weatherized Request to Exit Switching for High Current	EXV W	No equal	No equal	No equal

MAP Policy Applies
See page 9

Exit Alarm (EB) - Battery Powered - Available on all VS Devices **Price Add \$213**

Standard Package Includes:

- Switch monitors pushpad movement and triggers alarm
- Green & Red LED, cylinder arming, 9-volt battery and piezo horn
- Cylinder Dogging (CD) standard or Less Dogging (LD - NOTE: Fire Rated devices come LD only)
- Pushpad Signage "Push to Open Alarm Will Sound"

Options

KS - Keystop feature installed	Add \$9
FC3 - 3' Flexible Conduit and fittings	Add \$53
FC10 - 10' Flexible Conduit and fittings	Add \$99
LD - Less Dogging	N/C
BLK - Black pushpad (includes peel & stick door signage "Emergency Exit Only Alarm Will Sound")	N/C
LBM - Latch Bolt Monitoring - V40 only (alarm triggered by dead latch)	Add \$45

Accessories

BE-961-1 - Battery Eliminator 9VDC Power Source	Add \$345
---	-----------

Exit Alarm (EA) - Available on all VS Devices **Price Add \$446**

Standard Package Includes:

- Switch monitors pushpad movement and triggers alarm
- Manual Key Arming standard or field-selectable 2-minute auto rearm
- Remote Alarm Relay output (std.) Common, Normally Open or Normally Closed Relay contacts
- Bypass Alarm Relay input (std.) Normally Open Relay Contacts
- Low-Battery Alert (std.), field-selectable option to remove backup battery / disable low-battery alert
- Cylinder Dogging (CD) standard or Less Dogging (LD - NOTE: Fire Rated devices come LD only)
- 120V to 12VAC Transformer and 9V Battery Backup
- Flexible 3' Conduit Loop and Endcap Connector
- Pushpad Signage "Push to Open Alarm Will Sound"

Options

KS - Keystop feature installed	Add \$9
FC10 - 10' Flexible Conduit and fittings	Add \$99
LD - Less Dogging	N/C
BLK - Black pushpad (includes peel & stick door signage "Emergency Exit Only Alarm Will Sound")	N/C
IN - 220V to 24VAC Transformer substituted for standard transformer	N/C
277 - 277V to 24VAC Transformer substituted for standard transformer	Add \$48
LBM - Latch Bolt Monitoring (alarm triggered by dead latch)	Add \$45
PT-5 - Power Transfer	Add \$195
EWH8-626 - Electric Hinge	Add \$467

Exit Alarm (EH) - Hardwired 12V - 24VAC/DC

See Exit Alarm (EA) (above)

Exit Alarm with Remote Signal (EH R) - Hardwired 12V - 24 VAC/DC

See Exit Alarm (EA) (above)

ELECTRIFIED OPTIONS CONT'D ON PAGE 83

Value Series Exit Devices

Weatherized Exit Alarm (EB W) - Battery Powered - Available on all VS Devices		Price Add \$612
Standard Package Includes: - Switch monitors pushpad movement and triggers alarm - Remote signaling, remote bypass, pushpad monitoring - Green & Red LED, cylinder arming, 9-volt battery and piezo horn - Manual Key Arming standard or field-selectable 2-minute auto rearm - Remote Alarm Relay output (std.) Common, Normally Open or Normally Closed Relay contacts - Bypass Alarm Relay input (std.) Normally Open Relay Contacts - Low-Battery Alert (std.), field-selectable option to remove backup battery / disable low-battery alert - Cylinder Dogging (CD) standard or Less Dogging (LD - NOTE: Fire Rated devices come LD only) - Pushpad Signage "Push to Open Alarm Will Sound"		
Options		
KS - Keystop feature installed		Add \$9
LD - Less Dogging		N/C
BLK - Black pushpad (includes peel & stick door signage "Emergency Exit Only Alarm Will Sound")		N/C
FC3W - Weatherized 3' Flexible Conduit and fittings		Add \$87
FC10W - Weatherized 10' Flexible Conduit and fittings		Add \$103
Accessories		
106595-5 - Battery Eliminator 9VDC Power Source in NEMA Enclosure		Add \$1,889

Electric Dogging (ED) - Available on all VS Devices		Price Add \$608
Standard Package Includes: - On-board switching requires initial manual pushpad depression after electric activation - Long-term dogging - Flexible 3' Conduit Loop and Endcap Connector (NOTE: A 24V power supply or logic controller is required for ED but not included.) (NOTE: Most applications with ED require a power switch - See page 142)		
Options		
IN - 220V to 24VAC Transformer		N/C
EX - Request to Exit Switching (example ED EX)		Add \$179
FC10 - 10' Flexible Conduit and fittings		Add \$99
PT-5 - Power Transfer		Add \$195
EW8-626 - Electric Hinge		Add \$467
Accessories		
CS462 Keyswitch (For other keyswitch and push button options, see page 142)		Add \$236
PP-5152-2 24VAC Transformer		Add \$107
24V Power Supply for filtered, regulated power and simplified fire loop connections		See Page 96

ELECTRIFIED OPTIONS CONT'D ON PAGE 84

Electric Latch Retraction with Request to Exit Switch (ER EX) - Available on all VS Devices Price Add \$1,311

- Standard Package Includes
- Simultaneous latch and pushpad retraction
 - Flexible 3' Conduit Loop and Endcap Connector
 - Long-term dogging capability
 - Request to Exit Switch
- (NOTE: A Logic Controller and Power Supply is required for ER but not included in standard package)**

Options	
FC10 - 10' Flexible Conduit and fittings	Add \$99
PT-5 - Power Transfer	Add \$195
EW8-626 - Electric Hinge	Add \$467

Required Accessories	
81-800 Power Supply Controller for Latch Retraction - Single Door	See page 96
82-800 Power Supply Controller for Latch Retraction - Pairs of Doors Simultaneous	See page 96
83-800 Power Supply Controller for Latch Retraction - Pairs of Doors Independent	See page 96

Weatherized Electric Latch Retraction with Request to Exit Switch (ER EX W) - Available on all VS Devices Price Add \$2,097

- Standard Package Includes:
- Weatherized simultaneous latch and pushpad retraction
 - Long-term dogging capability
 - Request to Exit Switch
 - Weatherized flexible 3' Conduit Loop and Endcap Connector
- (NOTE: A Power Supply is required for ER but not included in standard package. If mounting outside, NEMA enclosure required)**

Options	
FC10W - Weatherized 10' Flexible Conduit and fittings	Add \$103

Required Accessories	
81-800 Power Supply Controller for Latch Retraction - Single Door	See page 96
82-800 Power Supply Controller for Latch Retraction - Pairs of Doors Simultaneous	See page 96
83-800 Power Supply Controller for Latch Retraction - Pairs of Doors Independent	See page 96

Electric Lock/Unlock (EU2W) Lever - Contact factory for use on medium and wide stile doors

See Value Series Trim Page 73 for complete information

Delayed Egress Magnetic Locking (EM)

See Delayed Egress (EE) (opposite page)

ELECTRIFIED OPTIONS CONT'D ON PAGE 85

Delayed Egress (EE) - Available on all VS Devices		Price Add \$1,948
<p>Standard Package Includes:</p> <ul style="list-style-type: none"> - Switch monitors latch bolt and triggers alarm - 15-second Delayed Egress with dead latch monitoring - 15-second arming delay (AD) with extended bypass (alarm arms after door closes) - 1-second nuisance delay - Comes standard with 24V Filtered and Regulated Power Supply with simplified fire loop connections <p style="text-align: center;">(NOTE: Detex Power Supply required and included with standard EE Package, can power both devices for a pair of doors, specify V40 EExPSO for second door)</p> <ul style="list-style-type: none"> - Remote Alarm Relay output (std.) Common, Normally Open or Normally Closed Relay contacts and Remote Reset - Bypass Alarm Relay input (std.) Normally Open Relay Contacts - Low-Battery Alert (std.), field-selectable option to remove backup battery / disable low-battery alert - Cylinder Dogging (CD) standard or Less Dogging (LD - NOTE: Fire Rated devices come LD only) - Delayed Egress Door Sign (ECL-395 English, 15 seconds, Red) - Flexible 3' Conduit Loop and Endcap Connector - Pushpad Signage "Push to Open Alarm Will Sound" <p>For non-standard arming delay, non-standard nuisance delay, 2-minute alarm silence, non-extended bypass, set grant times and other non-standard options or features, contact factory.</p>		
Options		
KS - Key Stop feature installed		Add \$9
LD - Less Dogging		N/C
30 - 30-Second Delayed Egress (example EEx30) Substitute Door Signage available in various languages (See Accessories - page 90)		N/C
BLK - Black pushpad (includes peel & stick door signage "Emergency Exit Only Alarm Will Sound")		N/C
FC10 - 10' Flexible Conduit and fittings		Add \$99
PT-5 - Power Transfer		Add \$195
EWH8-626 - Electric Hinge		Add \$467
L9 - Less Battery		Add \$8
SI - Status Indicator		Add \$8
L9xSI - Less Battery & Status Indicator		Add \$16
PS0 - Less Power Supply		Subtract \$225

Electric Integration (EI) - Available on V40 Devices		Price Add \$233
<p>Standard Package Includes:</p> <ul style="list-style-type: none"> - Switches to monitor dead latch and outside trim input - Green and Red LED, cylinder arming and piezo horn (logic & power supply separate) - Cylinder Dogging (CD) standard or Less Dogging (LD - NOTE: Fire Rated devices come LD only) - Black pushpad with peel & stick door signage "Push To Exit Alarm Will Sound" <p style="text-align: center;">(NOTE: A Logic Controller is required for EI but not included in standard package)</p>		
Options		
KS - Key Stop feature installed		Add \$9
LD - Less Dogging		N/C
RWE - Red pushpad with white signage (English) - other languages available		N/C
FC3 - 3' Flexible Conduit and fittings		Add \$53
FC10 - 10' Flexible Conduit and fittings		Add \$99
PT-5 - Power Transfer		Add \$195
EWH8-626 - Electric Hinge		Add \$467
Accessories		
10-800 or 11-800 - Logic Controller & Power Supply for Electric Integration		See Page 98

ELECTRIFIED OPTIONS CONT'D ON PAGE 86

Electric Switching (ES) - Available on V40 Devices **Price Add \$198**

- Standard Package Includes:
- Switching monitors dead latch and outside trim input
 - HD (Hex Dogging) standard or Less Dogging (LD - NOTE: Fire Rated devices come LD only)
 - Black pushpad with peel & stick door signage "Push to Exit Alarm Will Sound"

Options	
FC3 - 3' Flexible Conduit and fittings	Add \$53
FC10 - 10' Flexible Conduit and fittings	Add \$99
CD - Cylinder Dogging	N/C
LD - Less Dogging	N/C
RWE - Red pushpad with white signage (English) - other languages available	N/C
PT-5 - Power Transfer	Add \$195
EWH8-626 - Electric Hinge	Add \$467

Request to Exit Signaling (EX) - Available on all VS Devices **Price Add \$179**

- Standard Package Includes:
- Switch monitors pushpad
 - Hex Dogging (HD) standard or Less Dogging (LD - NOTE: Fire Rated devices come LD only)
 - Black pushpad with peel & stick door signage "Push To Exit Alarm Will Sound"
 - Flexible 3' Conduit Loop and Endcap Connector

Options	
FC10 - 10' Flexible Conduit and fittings	Add \$99
CD - Cylinder Dogging	N/C
LD - Less Dogging	N/C
RWE - Red pushpad with white signage (English) - other languages available	N/C
PT-5 - Power Transfer	Add \$195
EWH8-626 - Electric Hinge	Add \$467

Weatherized Request to Exit Signaling (EX W) - Available on all VS Devices **Price Add \$254**

- Standard Package Includes:
- Weatherized Switch monitors pushpad
 - Cylinder Dogging (CD) standard or Less Dogging (LD - NOTE: Fire Rated devices come LD only)
 - Pushpad signage "Push To Exit Alarm Will Sound"
 - Weatherized flexible 3' Conduit Loop and Endcap Connector

Options	
FC10W - Weatherized 10' Flexible Conduit and fittings	Add \$103
CD - Cylinder Dogging	N/C
LD - Less Dogging	N/C
RWE - Red pushpad with White Signage (English) - other languages available	N/C

ELECTRIFIED OPTIONS CONT'D ON PAGE 87

Value Series Exit Devices

Request to Exit Switching for High Current (EXV) - Available on All VS Devices		Price Add \$281
Standard Package Includes: - 3-Amp Switch monitors pushpad - Hex Dogging (HD) standard or Less Dogging (LD - NOTE: Fire Rated devices come LD only) - Flexible 3' Conduit Loop and Endcap Connector		
Options		
FC10 - 10' Flexible Conduit and fittings		Add \$99
PT-5 - Power Transfer		Add \$195
EW8-626 - Electric Hinge		Add \$467
CD - Cylinder Dogging		N/C
LD - Less Dogging		N/C
2 - Includes 2 High Current Switches (EXV2)		Add \$300

Weatherized Request to Exit Switching for High Current (EXV W) - Available on All VS Devices		Price Add \$352
Standard Package Includes: - Weatherized 3-Amp Switch monitors pushpad - Cylinder Dogging (CD) standard or Less Dogging (LD - NOTE: Fire Rated devices come LD only) - Pushpad signage "Push To Exit Alarm Will Sound" - Weatherized flexible 3' Conduit Loop and Endcap Connector		
Options		
FC10W - Weatherized 10' Flexible Conduit and fittings		Add \$103
CD - Cylinder Dogging		N/C
LD - Less Dogging		N/C
2 - Includes 2 High Current Switches (EXV W2)		Add \$352

Model	628 Base Price	EB	EB W	ED	EE	EA	EI	ER EX	ER EX W	ES	EX	EX W	EXV	EXV W
		\$213	\$612	\$608	\$1,948	\$446	\$233	\$1,311	\$2,097	\$198	\$179	\$254	\$281	\$352
V40 Rim (device only)	\$530	743	1,142	1,138	2,478	976	763	1,841	2,627	728	709	784	811	882
V4001P (cover plate)	\$649	862	1,261	1,257	2,597	1,095	882	1,960	2,746	847	828	903	930	1,001
V4001PN (cover plate)	\$649	862	1,261	1,257	2,597	1,095	882	1,960	2,746	847	828	903	930	1,001
V4002A (dummy pull)	\$661	874	1,273	1,269	2,609	1,107	894	1,972	2,758	859	840	915	942	1,013
V4002AN (dummy pull)	\$661	874	1,273	1,269	2,609	1,107	894	1,972	2,758	859	840	915	942	1,013
V4002WP (dummy wire pull)	\$829	1,042	1,441	1,437	2,777	1,275	1,062	2,140	2,926	1,027	1,008	1,083	1,110	1,181
V4003P (key retracts latch pull)	\$649	862	1,261	1,257	2,597	1,095	882	1,960	2,746	847	828	903	930	1,001
V4003PN (key retracts latch pull)	\$649	862	1,261	1,257	2,597	1,095	882	1,960	2,746	847	828	903	930	1,001
V4003WS (key retracts latch)	\$739	952	1,351	1,347	2,687	1,185	972	2,050	2,836	937	918	993	1,020	1,091
V4003A (key retracts latch pull)	\$661	874	1,273	1,269	2,609	1,107	894	1,972	2,758	859	840	915	942	1,013
V4003AN (key retracts latch pull)	\$661	874	1,273	1,269	2,609	1,107	894	1,972	2,758	859	840	915	942	1,013
V4002BN (dummy lever)	\$902	1,115	1,514	1,510	2,850	1,348	1,135	2,213	2,999	1,100	1,081	1,156	1,183	1,254
V4002D2W (dummy lever)	\$1,067	1,280	1,679	1,675	3,015	1,513	1,300	2,378	3,164	1,265	1,246	1,321	1,348	1,419
V4008BN (key locks/unlocks lever)	\$902	1,115	1,514	1,510	2,850	1,348	1,135	2,213	2,999	1,100	1,081	1,156	1,183	1,254
V4008D2W (key locks/unlocks lever)	\$1,169	1,382	1,781	1,777	3,117	1,615	1,402	2,480	3,266	1,367	1,348	1,423	1,450	1,521
V4009BN (lever active by key; locked when key removed)	\$902	1,115	1,514	1,510	2,850	1,348	1,135	2,213	2,999	1,100	1,081	1,156	1,183	1,254
V4009D2W (lever active by key; locked when key removed)	\$1,169	1,382	1,781	1,777	3,117	1,615	1,402	2,480	3,266	1,367	1,348	1,423	1,450	1,521
V4014BN (lever always active)	\$902	1,115	1,514	1,510	2,850	1,348	1,135	2,213	2,999	1,100	1,081	1,156	1,183	1,254
V4014D2W (lever always active)	\$1,169	1,382	1,781	1,777	3,117	1,615	1,402	2,480	3,266	1,367	1,348	1,423	1,450	1,521
V40EU2W (electric lock/unlock)	\$1,911	2,124	2,523	2,519	3,859	2,357	2,144	3,222	4,008	2,109	2,090	2,165	2,192	2,263

V40xNS Narrow Stile Rim (device only)	\$582	795	1,194	1,190	2,530	1,028	815	1,893	2,679	780	761	836	863	934
V4001PNxNS (cover plate)	\$701	914	1,313	1,309	2,649	1,147	934	2,012	2,798	899	880	955	982	1,053
V4002ANxNS (dummy pull)	\$713	926	1,325	1,321	2,661	1,159	946	2,024	2,810	911	892	967	994	1,065
V4002WPxNS (dummy wire pull)	\$881	1,094	1,493	1,489	2,829	1,327	1,114	2,192	2,978	1,079	1,060	1,135	1,162	1,233
V4003PNxNS (key retracts latch pull)	\$701	914	1,313	1,309	2,649	1,147	934	2,012	2,798	899	880	955	982	1,053
V4003WSxNS (key retracts latch pull)	\$791	1,004	1,403	1,399	2,739	1,237	1,024	2,102	2,888	989	970	1,045	1,072	1,143
V4003ANxNS (key retracts latch pull)	\$713	926	1,325	1,321	2,661	1,159	946	2,024	2,810	911	892	967	994	1,065
V4002BNxNS (dummy lever)	\$954	1,167	1,566	1,562	2,902	1,400	1,187	2,265	3,051	1,152	1,133	1,208	1,235	1,306
V4008BNxNS (key locks/unlocks lever)	\$954	1,167	1,566	1,562	2,902	1,400	1,187	2,265	3,051	1,152	1,133	1,208	1,235	1,306
V4009BNxNS lever active by key; locked when key removed)	\$954	1,167	1,566	1,562	2,902	1,400	1,187	2,265	3,051	1,152	1,133	1,208	1,235	1,306
V4014BNxNS (lever always active)	\$954	1,167	1,566	1,562	2,902	1,400	1,187	2,265	3,051	1,152	1,133	1,208	1,235	1,306

EASY PRICE REFERENCE CHART CONT'D ON PAGE 89

Value Series Exit Devices

Model	628 Base Price	EB	EB W	ED	EE	EA	EI	ER EX	ER EX W	ES	EX	EX W	EXV	EXV W
	\$213	\$612	\$608	\$1,948	\$446	\$233	\$1,311	\$2,097	\$198	\$179	\$254	\$281	\$352	
V50/V51 Surface Vertical Rod (device only)	\$1,104	1,317	1,716	N/A	3,052	1,550	N/A	2,415	3,201	N/A	1,283	N/A	1,385	1,456
V5001P (cover plate)	\$1,223	1,436	1,835	N/A	3,171	1,669	N/A	2,534	3,320	N/A	1,402	N/A	1,504	1,575
V5001PN (cover plate)	\$1,223	1,436	1,835	N/A	3,171	1,669	N/A	2,534	3,320	N/A	1,402	N/A	1,504	1,575
V5002A (dummy pull)	\$1,235	1,448	1,847	N/A	3,183	1,681	N/A	2,546	3,332	N/A	1,414	N/A	1,516	1,587
V5002AN (dummy pull)	\$1,235	1,448	1,847	N/A	3,183	1,681	N/A	2,546	3,332	N/A	1,414	N/A	1,516	1,587
V5002WP (dummy wire pull)	\$1,403	1,616	2,015	N/A	3,351	1,849	N/A	2,714	3,500	N/A	1,582	N/A	1,684	1,755
V5003P (key retracts latch pull)	\$1,223	1,436	1,835	N/A	3,171	1,669	N/A	2,534	3,320	N/A	1,402	N/A	1,504	1,575
V5003PN (key retracts latch pull)	\$1,223	1,436	1,835	N/A	3,171	1,669	N/A	2,534	3,320	N/A	1,402	N/A	1,504	1,575
V5003WS (key retracts latch pull)	\$1,313	1,526	1,925	N/A	3,261	1,759	N/A	2,624	3,410	N/A	1,492	N/A	1,594	1,665
V5003A (key retracts latch pull)	\$1,235	1,448	1,847	N/A	3,183	1,681	N/A	2,546	3,332	N/A	1,414	N/A	1,516	1,587
V5003AN (key retracts latch pull)	\$1,235	1,448	1,847	N/A	3,183	1,681	N/A	2,546	3,332	N/A	1,414	N/A	1,516	1,587
V5002BN (dummy lever)	\$1,476	1,689	2,088	N/A	3,424	1,922	N/A	2,787	3,573	N/A	1,655	N/A	1,757	1,828
V5002D2W (dummy lever)	\$1,641	1,854	2,253	N/A	3,589	2,087	N/A	2,952	3,738	N/A	1,820	N/A	1,922	1,993
V5008BN (key locks/unlocks lever)	\$1,476	1,689	2,088	N/A	3,424	1,922	N/A	2,787	3,573	N/A	1,655	N/A	1,757	1,828
V5008D2W (key locks/unlocks lever)	\$1,743	1,956	2,355	N/A	3,691	2,189	N/A	3,054	3,840	N/A	1,922	N/A	2,024	2,095
V5009BN (lever active by key; locked when key removed)	\$1,476	1,689	2,088	N/A	3,424	1,922	N/A	2,787	3,573	N/A	1,655	N/A	1,757	1,828
V5009D2W (lever active by key; locked when key removed)	\$1,743	1,956	2,355	N/A	3,691	2,189	N/A	3,054	3,840	N/A	1,922	N/A	2,024	2,095
V5014BN (lever always active)	\$1,476	1,689	2,088	N/A	3,424	1,922	N/A	2,787	3,573	N/A	1,655	N/A	1,757	1,828
V5014D2W (lever always active)	\$1,743	1,956	2,355	N/A	3,691	2,189	N/A	3,054	3,840	N/A	1,922	N/A	2,024	2,095
V50EU2W (electric lock/unlock)	\$2,485	2,698	3,097	N/A	4,433	2,931	N/A	3,796	4,582	N/A	2,664	N/A	2,766	2,837
V50xNS/V51xNS Narrow Stile Surface Vertical Rod (device only)	\$1,156	1,369	1,768	N/A	3,104	1,602	N/A	2,467	3,253	N/A	1,335	N/A	1,437	1,508
V5001PNxNS (cover plate)	\$1,275	1,488	1,887	N/A	3,223	1,721	N/A	2,586	3,372	N/A	1,454	N/A	1,556	1,627
V5002ANxNS (dummy pull)	\$1,287	1,500	1,899	N/A	3,235	1,733	N/A	2,598	3,384	N/A	1,466	N/A	1,568	1,639
V5002WPxNS (dummy wire pull)	\$1,455	1,668	2,067	N/A	3,403	1,901	N/A	2,766	3,552	N/A	1,634	N/A	1,736	1,807
V5003PNxNS (key retracts latch pull)	\$1,275	1,488	1,887	N/A	3,223	1,721	N/A	2,586	3,372	N/A	1,454	N/A	1,556	1,627
V5003WSxNS (key retracts latch pull)	\$1,365	1,578	1,977	N/A	3,313	1,811	N/A	2,676	3,462	N/A	1,544	N/A	1,646	1,717
V5003ANxNS (dummy pull)	\$1,287	1,500	1,899	N/A	3,235	1,733	N/A	2,598	3,384	N/A	1,466	N/A	1,568	1,639
V5002BNxNS (dummy lever)	\$1,528	1,741	2,140	N/A	3,476	1,974	N/A	2,839	3,625	N/A	1,707	N/A	1,809	1,880
V5008BNxNS (key locks/unlocks lever)	\$1,528	1,741	2,140	N/A	3,476	1,974	N/A	2,839	3,625	N/A	1,707	N/A	1,809	1,880
V5009BNxNS (lever active by key; locked when key removed)	\$1,528	1,741	2,140	N/A	3,476	1,974	N/A	2,839	3,625	N/A	1,707	N/A	1,809	1,880
V5014BNxNS (lever always active)	\$1,528	1,741	2,140	N/A	3,476	1,974	N/A	2,839	3,625	N/A	1,707	N/A	1,809	1,880

Electric Slide-In Filler Kits (For Service & Repair Parts - Contact Factory)			Price
SIFV-EB	Exit Alarm 9VDC (Battery Powered) Includes pushpad monitoring	SIFV-EB-36" SIFV-EB-48"	\$291 \$303
SIFV-EB-W	Weatherized Exit Alarm 9VDC (Battery Powered) Includes pushpad monitoring, remote signal & remote bypass	SIFV-EB-W-36" SIFV-EB-W-48"	\$767 \$783
SIFV-EA	Exit Alarm 12VAC - 24VAC (Hardwired) Includes pushpad monitoring, remote signal & remote bypass	SIFV-EA-36" SIFV-EA-48"	\$525 \$538
SIFV-EX	Request to Exit Switching Includes pushpad monitoring Specify Cylinder Dogging (CD), Less Dogging (LD) or Hex Dogging (HD)	SIFV-EX-36" SIFV-EX-48"	\$210 \$227
SIFV-EX-W	Weatherized Request to Exit Switching Includes weatherized pushpad monitoring Specify Cylinder Dogging (CD), Less Dogging (LD) or Hex Dogging (HD)	SIFV-EX-W-36" SIFV-EX-W-48"	\$285 \$301
HD-CD-LD Slide-In Filler Kits			
SIFV-LD	Less Dogging Slide-In Filler Kit	SIFV-LD-36" SIFV-LD-48"	\$26 \$32
SIFV-HD	Hex Key Dogging Slide-In Filler Kit	SIFV-HD-36" SIFV-HD-48"	\$63 \$63
SIFV-CD	Cylinder Dogging Slide-In Filler Kit	SIFV-CD-36" SIFV-CD-48"	\$63 \$63
Cylinders		(NOT Factory Installed in device)	(Factory Installed in device)
MC65	Mortise Cylinder, Schlage "C" Keyway, 1-1/8" 6-pin, Keyed 5-pin - Specify Finish	\$42	\$84
IC7	7-pin SFIC Mortise Cylinder Housing (Core not included)	\$42	\$84
IC7R	7-pin SFIC Rim Cylinder Housing (Core not included)	\$42	\$84
RC65	Rim Cylinder, Schlage "C" Keyway, 6-pin, Keyed 5-pin (Also known as ECL-445K) - Specify Finish	\$42	\$84
Cylinder Collars and Accessories	Finishes:	606, 612, 626, 630	605, 613, 629, 693, 695
CCL	Cylinder Collar, Long 11/16" - Specify Finish	\$45	\$59
CCS	Cylinder Collar, Short 7/16" - Specify Finish	\$41	\$61
CBK	Cylinder Bracket Kit (for rim cylinder used with other manufacturer's trim)		(no finish) \$39
Shaft Extension			
SE-2	Shaft Extension Kit for Lever Trims for 2 - 2-1/2" thick door		\$76
SE-25	Shaft Extension Kit for Lever Trims for 2-1/8 - 2-5/8" thick door		\$76
SE-3	Shaft Extension Kit for Lever Trims for 2-5/8 - 3-1/8" thick door		\$120
SE-35	Shaft Extension Kit for Lever Trims for 3-1/8 - 3-5/8" thick door		\$120
SE-4	Shaft Extension Kit for Lever Trims for 3-5/8 - 4-1/4" thick door		\$120
SE-65	Shaft Extension Kit for Lever Trims for 6 - 6-5/8" thick door		\$120

Value Series Exit Devices

PARTS/ACCESSORIES CONT'D ON PAGE 91

Strike Kits		Price
94	Double Door Strike Kit with Tamper Resistant and Standard Fasteners (for V40 Series Devices) (no security driver required)	\$81
96	Surface Non-Roller Strike (for V50/V51 Series Devices)	\$41
96B	Dustproof Strike (for V50 Series Devices)	\$59
98	Semi-Mortise Strike (for V40 Series Devices)	\$59
99	Surface Strike (for V40 Series Devices)	\$49
SHK1	Strike Hook Kit (1 per package)	\$24
Hex Dogging Key		
HDK	Hex Dogging Key	\$9
Mounting Accessories		
NSK	Narrow Stile Door Kit (Can work for V40 and V50) Converts Standard Value Series Device to fit 2" stile - Specify Device Finish: 628 or 711	\$117
NSK-SVR	Narrow Stile Door Kit For Surface Vertical Rods (Only works for V50) Converts Standard Value Series Device to fit 2" stile - Specify Device Finish: 628 or 711	\$58
SN1	Sex Nut Kit 1/4"-20 (2 per pkg) - Specify Finish: 606, 613, 630	\$24
SSK3	Torx® Security Screw Kit for Value Series - Includes security tip driver and tamper resistant fasteners	\$53
Rod Covers and Bottom Bolt Guards		
RC	Rod Covers	\$206
BG	Bottom Bolt Guard	\$124
RCxBG	Rod Covers and Bottom Bolt Guard	\$330
Glass Bead Kit		
GB5	Glass Bead Kit - V50 Series (Used as 1/4" shim for flush doors with light kit moldings)	\$414
GB15	Glass Bead Kit - V40 Series (Used as 1/4" shim for flush doors with light kit moldings)	\$93
Flexible Conduit Loop Kits, Armored Cable Kits and Power Transfers		
FC3	Flex Conduit Kit includes 3' conduit and fittings	\$53
FC10	Flex Conduit Kit includes 10' conduit and fittings	\$99
FC3W	Weatherized Flex Conduit Kit includes 3' conduit, fittings and waterproof wire nuts	\$87
FC10W	Weatherized Flex Conduit Kit includes 10' conduit, fittings and waterproof wire nuts	\$103
AL18	Surface Mount Flex Armor Loop, Aluminum Finish, 18" - Mounted to door and wall	\$99
JB-R	Junction Box with Relay	\$439
PT-5	Power Transfer	\$195
EWH8-626	Electric Hinge	\$467

Value Series Exit Devices

PARTS/ACCESSORIES CONT'D ON PAGE 92

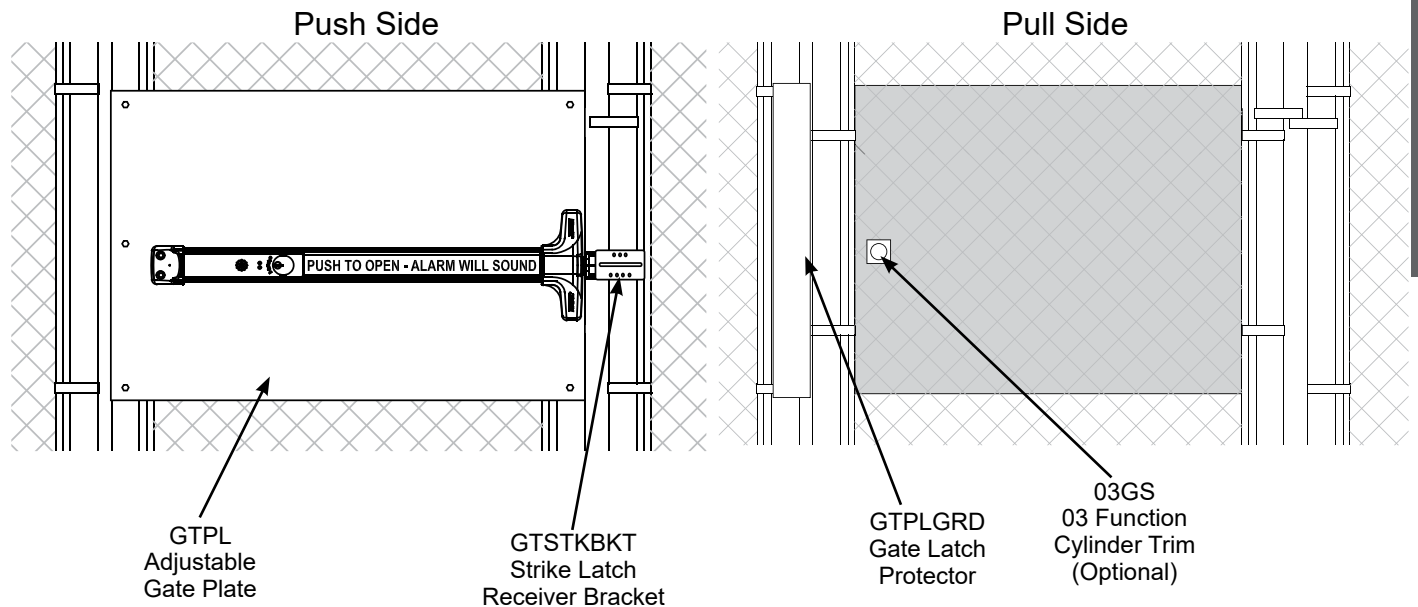
Delayed Egress Peel and Stick Door Signage Chart		PUSH UNTIL ALARM SOUNDS DOOR CAN BE OPENED IN 15 SECONDS	Price
PUSH UNTIL ALARM SOUNDS - DOOR CAN BE OPENED IN XX SECONDS			
ECL-395	English - 15 Second - Red (Standard)		\$19
ECL-395-1	English - 30 Second - Red		\$19
ECL-395-2	French/Canadian - 15 Second - Red		\$19
ECL-395-3	French/Canadian - 30 Second - Red		\$19
ECL-395-4	Spanish - 15 Second - Red		\$19
ECL-395-5	Spanish - 30 Second - Red		\$19
ECL-395-6	French - 15 Second - Green		\$19
ECL-395-7	French - 30 Second - Green		\$19
ECL-395-8	German - 15 Second - Green		\$19
ECL-395-9	German - 30 Second - Green		\$19
ECL-395-10	Chinese - 15 Second - Red		\$19
ECL-395-11	Chinese - 30 Second - Red		\$19
ECL-395-12	English European - 15 Second - Red		\$19
ECL-395-13	English European - 30 Second - Red		\$19
Peel & Stick Door Sign		PUSH TO OPEN ALARM WILL SOUND	
PUSH TO OPEN - ALARM WILL SOUND			
101802-1	English - Green		\$21
101802-2	French - Green		\$21
101802-3	German - Green		\$21
101802-4	Chinese - Red		\$21
101802-5	Spanish - Red		\$21
101802-6	French/Canadian - Red		\$21
Optional Value Series Pushpad Signage Chart		PUSH TO OPEN-ALARM WILL SOUND	
PUSH TO OPEN - ALARM WILL SOUND		36"	48"
105417-1	Pushpad wrap kit - 3-foot Red, white lettering	\$24	
105417-2	Pushpad wrap kit - 4-foot Red, white lettering		\$24
105417-3	Pushpad wrap kit - 3-foot Black, no lettering	\$24	
105417-4	Pushpad wrap kit - 4-foot Black, no lettering		\$24
For Other Languages, Contact Factory			
Delayed Egress Outdoor Signage Chart		PUSH UNTIL ALARM SOUNDS DOOR CAN BE OPENED IN 15 SECONDS	
PUSH UNTIL ALARM SOUNDS - DOOR CAN BE OPENED IN 15 SECONDS			
101906	English - 15 Second (Metal Sign - Non-Adhesive)		\$108
101906-1	English - 30 Second (Metal Sign - Non-Adhesive)		\$108

PARTS/ACCESSORIES CONT'D ON PAGE 93

MODEL NO.	DESCRIPTION	PRICE
GTPLKIT	Gate Plate Kit - Includes Gate Latch Protector (GTPLGRD), Strike Latch Receiver Bracket (GTSTKBKT), Adjustable Gate Plate (GTPL)	\$1,057

MODEL NO.	DESCRIPTION	PRICE
GTPL	Adjustable Gate Plate - Fits Single Gates 32" - 52" wide Fits square or round gate frames Plate comes without mounting holes for device	\$764
GTSTKBKT	Strike Latch Receiver Bracket	\$306
GTPLGRD	Gate Latch Protector	\$161
03GS	Optional 03 function cylinder trim used on gates (Rim Cylinder sold separately)	\$155
08GS	Spacer for Wide Lever Trim	\$166
08GSN	Spacer for Narrow Lever Trim	\$166

All above parts available in black (specify BLK) and gray (std.) finish
For rim applications (further fabrication to opening required for SVR applications)





EXIT DEVICE SOLD SEPARATELY

For more information, see Value Series weatherized exit devices

THIS PAGE LEFT INTENTIONALLY BLANK

THIS PAGE LEFT INTENTIONALLY BLANK


POWER SUPPLIES

	MODEL NO.	DESCRIPTION	PRICE
	90-800	120VAC/24VDC Power Supply - 1.0A continuous Can be used with ED, EE, EM products	\$777
	90-800IN 90-800LT	Optional - 240VAC Input Less Transformer	Add \$115 Subtract \$25
	80-800*	12 or 24VDC Power Supply - 1.0A continuous Can be used with ED, EE, EM products NOTE: Battery Charging Circuit included on all above (Battery sold separately)	\$950
	x220 M12	Optional - 220VAC Input 12-Volt Module	Add \$150 Add \$195

* Cover lock and keys sold separately - See Series 800 Accessories (p. 99) to order.

POWER SUPPLY CONTROLLERS


For use with Latch Retraction (ER)

	MODEL NO.	DESCRIPTION	PRICE
	81-800*	Controller and Power Supply - 1.0A continuous Powers and controls ER device for 1 door with signal output for 1 operator	\$1,412
	82-800*	Controller and Power Supply - 2.0A continuous Powers and controls ER device for 1 pair of doors with signal output for 1 operator	\$1,596
	83-800*	Controller and Power Supply - 2.0A continuous Powers and controls ER device for 2 independent doors with signal output for 2 operators NOTE: Battery Charging Circuit included on all above (Battery sold separately)	\$1,961
	x220 M12	Optional - 220VAC Input 12-Volt Module	Add \$150 Add \$195

* Cover lock and keys sold separately - See Series 800 Accessories (p. 99) to order.

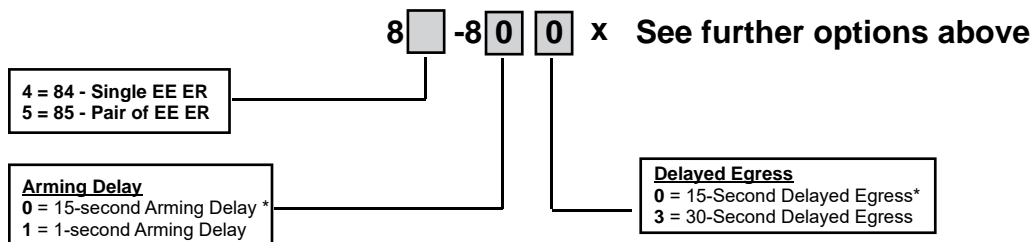
POWER SUPPLY CONTROLLERS

For use with Advantex Delayed Egress With Latch Retraction (EExER)

	MODEL NO.	DESCRIPTION	PRICE
 84-800 or 85-800 Remote Indicating Unit (RIU)	84-800	Controller and Power Supply with Remote Indicating Unit - 1.0A continuous - Powers and controls EE ER device for 1 door with signal output for 1 operator	\$3,014
	85-800	Controller and Power Supply with Remote Indicating Unit - Controller and Power Supply - 2.0A continuous Powers and controls EE ER device for 1 pair of doors with signal output for 1 operator	\$3,836
Also includes wire harness with wiring			
* Standard defaults include: 15-second Arming, 15-second Delayed Egress, English Signage (RWE), 3-chirp Arming, Door Signal Module (DSM), Gray Remote Indicating Unit (RIU), Surface mounting, Dummy Plug (not installed), Rearm using key or access control (Powers 2 EE ER Exit Devices - for 85-800 units only)			









CONFIGURABLE OPTIONS - 84-800 / 85-800

MODEL NO.	DESCRIPTION	PRICE
8X-810	1-second Arming	N/C
8X-803	30-second Delayed Egress	N/C
SA	Silent Arming	Add \$205
M12	12VDC Module (Replaces DSM when ordering 85-800)	Add \$195
BLK	Black Remote Indicating Unit (RIU)	N/C
F	Flush Mounting	N/C
MC65	Mortise cylinder (Installed)	Add \$84
IC7	Interchangeable core housing (Installed)	Add \$84
KS	Keystop	Add \$9
SSK	Security Screws for RIU	Add \$37
RKO	Rearm using Key only	Add \$250
ER	Powers (1) EE ER and (1) ER Exit Device (for 85-800 units only)	Add \$250
EE	Powers (1) EE ER and (1) EE Exit Device (for 85-800 units only)	Add \$250
Signage - Other languages available - contact factory		



* Standard default

LOGIC CONTROLLERS

	MODEL NO.	DESCRIPTION	PRICE
	10-800*	Series 800 Controller - Stand-Alone 120VAC/24VDC System contains back box, transformer and Series 800 electronics	\$2,055
	11-800*	Series 800 Controller - Stand-Alone 120VAC/24VDC System contains back box, upper back pan and flip-up insert, 24-point terminal strip, transformer and Series 800 electronics	\$2,329
	60-2RMF	Relay board (2) DPDT, 24VDC output relays, sequence or independent, wet or dry, field selectable - Includes 12VDC@150mA output tap. Used with Series 800 logic controllers, offers an integration solution to multi controls and single-point terminations.	Add \$583
	12-800	Series 800 Controller - Stand-Alone 120VAC/24VDC System contains back box, upper back pan and flip-up insert, 24-point terminal strip, transformer and Series 800 electronics Prewired at factory and labeled with connections for use in delayed egress applications (single or pairs) No Delayed Egress (Specify 12-800) 15 second Delayed Egress with Remote Bypass (for 10 EX W) (Specify DE1) 15 second Delayed Egress (for V40 EX W) (Specify DE2) 15 second Delayed Egress with Remote Bypass (for 10 ER EX) (Specify DE3) 15 second Delayed Egress without Maglock (for WDE EasyKit) (Specify DE5)	\$2,436
	106595-1	For use on Single or Pairs of Delayed Egress System doors with weatherized controlled egress exit devices, labeled for use outdoor (106595-1 is supplied inside NEMA 4X enclosure and can be installed outdoors – attach conduit to bottom of NEMA 4X enclosure)	\$4,131
	30-800*	Series 800 Controller - 120VAC/24VDC Surface Box - Zinc Plated System contains back box w/metal stand-off, lid and Series 800 electronics. Requires low-voltage remote source of power	\$1,588
	31-800	Series 800 Controller - 120VAC/24VDC Flat Mount Plate Requires low-voltage remote source of power	\$1,645
	40-800*	Series 800 Controller - 120VAC/24VDC Surface Box - Black System contains back box, upper back pan and flip-up insert with Series 800 electronics. Requires low-voltage remote source of power	\$1,780
	41-800* **	Series 800 Controller - 120VAC/24VDC Surface Box - Black Without Flip-up insert unit. Requires low-voltage remote source of power	\$1,727
	50-800	Circuit Board - 24VAC/24VDC - Comes with 5 stand-offs, requires non-conductive support studs for proper installation	\$1,727

*Cover lock and keys not included - See Controller & Power Supply Accessories (p. 99) to order lock

** This application is generally used for integrated applications that require additional splice chamber room or for the pass-through of cable, wire or circuit boards associated with low voltage systems. Preparation of upper back pan and flip-up portion of insert to suit other manufacturers components is available. For custom applications, please call for quotation.


CONTROLLER OPTIONS

MODEL NO.	DESCRIPTION	PRICE
LT	Less Transformer Available for all Logic Controllers	Subtract \$50

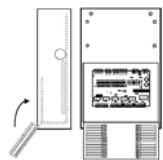
CONTROLLER & POWER SUPPLY OPTIONS

MODEL NO.	DESCRIPTION	PRICE
L	Cover Lock with 2 Keys	Add \$50
T	Tamper Proof Sensor	Add \$50
TL	Tamper Proof Sensor and Cover Lock with 2 Keys	Add \$100
K1	Relay	Add \$33

POWER SUPPLY ACCESSORIES

	MODEL NO.	DESCRIPTION	PRICE
	70-12B	Battery 12VDC 4AH	\$143
	70-24B	Battery 24VDC 4AH 2 batteries provided Includes linking cable (Battery Box not Included)	\$269
	M12	12 Volt Module	Add \$195
Signage sold separately - See ECL-395 (p. 92) and EA-561 (p. 127)			

CONTROLLER ACCESSORIES

	MODEL NO.	DESCRIPTION	PRICE
	60-06	Folding Insert Tray Add this to 10-800 Controller to provide space for digital timer or door call module	\$267
Signage sold separately - See ECL-395 (p. 92) and EA-561 (p. 127)			

90 SERIES

Mullions

KEYED REMOVABLE MULLIONS

Removable Mullions

For use with Advantex®, Value Series®
& Other Rim Exit Devices

Rim Cylinder
Sold Separately



Standard Mullions	PRICE
90KRx7 - Keyed Removable Mullion - 7-foot	\$1,033
90KRx8 - Keyed Removable Mullion - 8-foot	\$1,033
90KRx10 - Keyed Removable Mullion - 10-foot	\$1,168
Fire Rated Mullions	PRICE
F90KRx7 - Fire Rated Keyed Removable Mullion - 7-foot	\$1,168
F90KRx8 - Fire Rated Keyed Removable Mullion - 8-foot	\$1,168

Shipped less rim cylinder - Rim Cylinder available at additional cost (see p. 124)



NOTE: Fire Rated Listing allows field location of strike. Detex Fire Rated Mullion can be strike-prepped in the field.

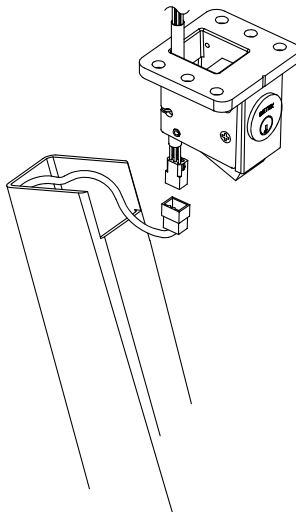
Detex Fire Rated Mullion can be used with other manufacturers' exit devices that are fire rated for pairs of doors with a mullion.

ELECTRIFIED KEYED REMOVABLE MULLIONS



Electrified Mullions	PRICE
90KREx7 - Electrified Keyed Removable Mullion - 7-foot	\$1,257
90KREx8 - Electrified Keyed Removable Mullion - 8-foot	\$1,257
90KREx10 - Electrified Keyed Removable Mullion - 10-foot	\$1,356


Shipped less rim cylinder - Rim Cylinder available at additional cost (see p. 124)



90 SERIES

REMOVABLE MULLIONS

For use with Advantex®, Value Series®
& Other Rim Exit Devices



Removable Mullions	PRICE
90Rx7 - Removable Mullion (Not Keyed) - 7-foot	\$958
90Rx8 - Removable Mullion (Not Keyed) - 8-foot	\$958
(NOTE: Cylinder not required)	
Fire-Rated Removable Mullions	
F90Rx7 - Fire Rated Removable Mullion (Not Keyed) - 7-foot	\$1,039
F90Rx8 - Fire Rated Removable Mullion (Not Keyed) - 8-foot	\$1,039
(NOTE: Cylinder not required)	
Hurricane Rated Mullions	
H90Rx7 - Hurricane Rated Removable Mullion (Not Keyed) - 7-foot	\$1,356
H90Rx8 - Hurricane Rated Removable Mullion (Not Keyed) - 8-foot	\$1,356
(NOTE: Cylinder not required)	
Fire and Hurricane Rated Mullions	
FH90Rx7 - Fire and Hurricane Rated Removable Mullion (Not Keyed) - 7-foot	\$1,397
FH90Rx8 - Fire and Hurricane Rated Removable Mullion (Not Keyed) - 8-foot	\$1,397
(NOTE: Cylinder not required)	

AO19 SERIES®

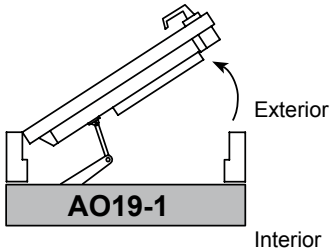
Automatic Operator

Select from list below and fax to 800-653-3839

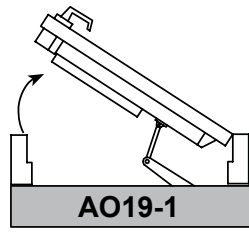
NOTE: Operator always mounted inside of building
Viewed from mounting side of door

- Single Door 39.5" Right Hand Push AL
 Qty _____ 45.5" Left Hand Push 11" + reveal BZ
 52" Pull Max reveal on a pull 2.5"

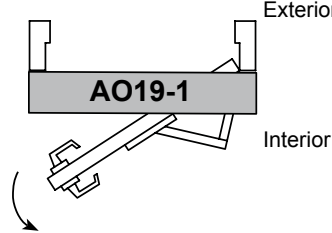
LH Push



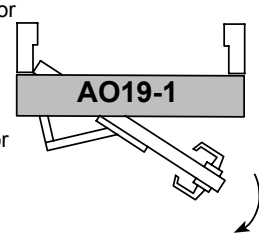
RH Push



LH Pull

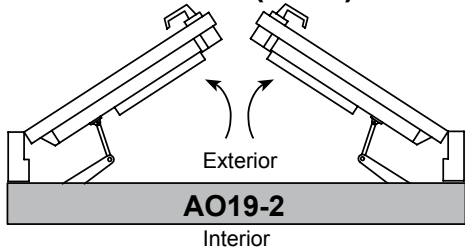


RH Pull

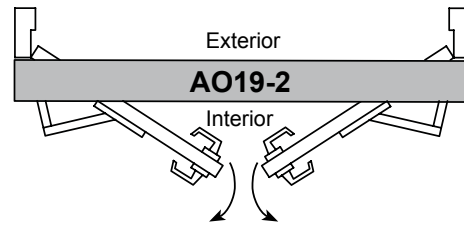


- Double Door (Twin) 75.5" Push AL Simultaneous
 Qty _____ 92" Push deep (11" reveal) BZ Independent
 100" Pull Max reveal on a pull 2.5"

Double Door (Twin) Push

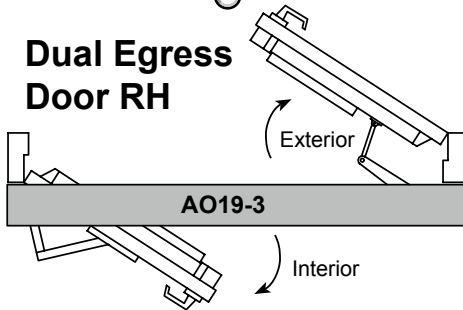


Double Door (Twin) Pull

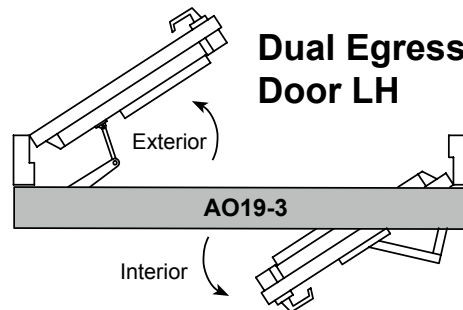


- Double Egress (Dual) Door 75.5" Right Hand AL Simultaneous
 Qty _____ 92" Left Hand BZ Independent
 100"

Dual Egress Door RH



Dual Egress Door LH



Distributor: _____ Date: _____
 Ph # _____ Email: _____ PO # _____
 Comments: _____
 Model # _____ x (length) _____ x (push/pull/dual) _____ x (AL/BZ) _____

Automatic Operators



Model Number	Description	Finish	
		Clear (xAL)	Bronze (xBZ)
AO19-1xLH Push	Single Door Left Hand Push	\$4,993	\$4,993
AO19-1xRH Push	Single Door Right Hand Push	\$4,993	\$4,993
AO19-1xLH Pull	Single Door Left Hand Pull	\$4,993	\$4,993
AO19-1xRH Pull	Single Door Right Hand Pull	\$4,993	\$4,993
DEVICE COMES STANDARD WITH:	AL - Clear Finish 39.5" Device for 3-foot doors	FINISHES: AL - 204-Ri Clear Arch. Class II anodized coating, AA-M12C22A31 (Std.) BZ - 313-Ri Dark Bronze Arch. Class II anodized coating, AA-M12C22A32	
OPTIONS	45.5" Device for 42" doors 52" Device for 48" doors Custom lengths 26" to 52" Special lengths shorter than 26" Special lengths longer than 52" DEEP (Required on doors with reveals over 11") - push type only FLAT (Substitute Flat Arm, provides 1-3/4" of additional headroom at top of door)		N/C N/C Add \$100 Contact Factory Contact Factory Add \$75 Add \$75



Automatic Operators



Model Number	Description	Finish	
		Clear (xAL)	Bronze (xBZ)
AO19-2 Push	Double Door Push	\$9,429	\$9,429
AO19-2 Pull	Double Door Pull	\$9,429	\$9,429
DEVICE COMES STANDARD WITH:	AL - Clear Finish 75.5" Device for pairs of 3-foot doors	FINISHES: AL - 204-Ri Clear Arch. Class II anodized coating, AA-M12C22A31 (Std.) BZ - 313-Ri Dark Bronze Arch. Class II anodized coating, AA-M12C22A32	
OPTIONS	92" Device for pairs of 44" doors 100" Device for pairs of 48" doors Custom lengths 60" to 100" Special lengths shorter than 60" Special lengths longer than 100" DEEP (Required on doors with reveals over 11") - push type only FLAT (Substitute Flat Arm, provides 1-3/4" of additional headroom at top of door) Independent (Allows each door to operate independently)	N/C N/C Add \$100 Contact Factory Contact Factory Add \$150 Add \$150 Add \$75	




Model Number	Description	Finish	
		Clear (xAL)	Bronze (xBZ)
AO19-3xRH	Double Egress Doors RH Push / RH Pull	\$9,429	\$9,429
AO19-3xLH	Double Egress Doors LH Push / LH Pull	\$9,429	\$9,429
DEVICE COMES STANDARD WITH:	AL - Clear Finish 75.5" Device for pairs of 3-foot doors	FINISHES: AL - 204-Ri Clear Arch. Class II anodized coating, AA-M12C22A31 (Std.) BZ - 313-Ri Dark Bronze Arch. Class II anodized coating, AA-M12C22A32	
OPTIONS	92" Device for pairs of 44" double egress doors 100" Device for pairs of 48" double egress doors Custom lengths 60" to 100" Special lengths shorter than 60" Special lengths longer than 100" DEEP (Required on doors with reveals over 11") - push type only FLAT (Substitute Flat Arm, provides 1-3/4" of additional headroom at top of door) Independent (Allows each door to operate independently)		N/C N/C Add \$100 Contact Factory Contact Factory Add \$150 Add \$150 Add \$75

NOTES

Single Door Kits

	Part No.	Description	Price
	104792-HSS	4-1/2" Square Button Wireless Single Door Kit - Includes (2) 4-1/2" Square HSS-Detex Pushplate Switch (104755) (2) Wall-Mount Boxes / Transmitter (104753) (1) Multi-Mode Receiver (104752)	\$737
	104791-2	4-1/2" Square Button Hardwired Single Door Kit - Includes (2) 4-1/2" Square HSS-Detex Pushplate Switch (104755) (2) 4-1/2" Square Low-Profile Mounting Box (104738-1020)	\$602


Jamb Mount Kits

	Part Number	Qty.	Description	Price
	104741-HSS	1 kit	Jamb Button Wireless Single Door Kit - Includes (2) Jamb Pushplate Switch (104739-HSS) (2) Jamb-Mount Box with Transmitter (104753-J) (1) Multi-Mode Receiver (104752)	\$843

For other pushplate switch options, see website

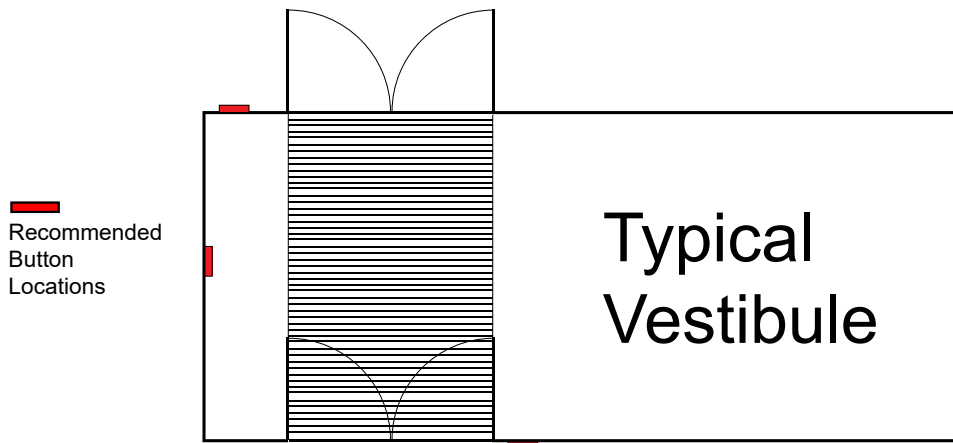
PARTS/ACCESSORIES CONT'D ON PAGE 108

Vestibule Door Kits

	Part Number	Qty.	Description	Price
	104786-HSS	1 kit	4-1/2" Square Button Wireless Vestibule Kit - Includes (2) 4-1/2" Square Pushplate Switch (104755-HSS) (2) Wall-Mount Box with Transmitter (104753) (1) Double Vestibule Pushplate Switch (104744-HSS) (1) Dual Vestibule Button Box / Transmitter (104753-V) (2) Multi-Mode Receiver (104752)	\$1,537
	105388-HSS	1 kit	4-1/2" Square Button Wireless Vestibule Sequencing Kit - Includes (2) 4-1/2" Square Pushplate Switch (104755-HSS) (2) Wall-Mount Box/Sequencing Transmitter (104753-STX) (1) Double Vestibule Pushplate Switch (104744-HSS) (1) Dual Vestibule Button Box / Transmitter (104753-V) (2) Multi-Mode Receiver (104752)	\$1,706
	105387-HSS	1 kit	4-1/2" Square Button Wired Vestibule Kit - Includes (2) 4-1/2" Square Pushplate Switch (104755-HSS) (1) Double Vestibule Pushplate Switch (104744-HSS) (2) Low-Profile Mounting Box (104738-1020) (1) Dual Vestibule Button Box (104738-1015)	\$940



Automatic Operators

For other pushplate switch options, see website



PARTS/ACCESSORIES CONT'D ON PAGE 109

Touchless Kits

	PART NO.	DESCRIPTION	PRICE
	NXG-KIT	4-1/2" Square Touchless Button Wireless Single Door Kit - Includes (2) 4-1/2" Square Wireless Touchless Switch (NXG-SW) (1) Coordinator (NXG-SCOR)	\$1,757
	NXG-2Wire-IR-A	4-1/2" Square Touchless Button Single Door Kit - Includes (2) 4-1/2" Square Hardwired Touchless Switch, 4-wire (NG-IR-A) (1) Control Module (NXG-2Wire-Module)	\$1,442

Hardwired Touchless

PART NO.	DESCRIPTION	PRICE
NXG-IR-A	4-1/2" Square Hardwired Touchless Switch, 4-wire	\$516
NXG-2Wire-Module	Control Module for NXG-IR-A, For upgrading existing hardwired system to touchless (1 module per operator required)	\$293

Wireless Touchless



PART NO.	DESCRIPTION	PRICE
NXG-SW	4-1/2" Infrared Wireless Touchless Activation Switch	\$592
NXG-SCOR	Wireless Touchless Coordinator	\$435

Touchless Service & Repair

PART NO.	DESCRIPTION	PRICE
NXG-FP	NXG-IR-A Replacement Face Plate	\$92


PARTS/ACCESSORIES CONT'D ON PAGE 110

Post Kits

	PART NO.	QTY.	DESCRIPTION	PRICE
	104788-1 Aluminum Concealed	1 kit	<u>Single Button Wireless Post Kit</u> - Kit includes items & quantities for activation on one side of opening: (1) 4-1/2" Square Pushplate Switch (104755) (1) Post Transmitter (104753-P) (1) Single Button Post, Aluminum (105380-1)	\$1,627
	104788-2 Bronze Concealed	1 kit	<u>Single Button Wireless Post Kit</u> - Kit includes items & quantities for activation on one side of opening: (1) 4-1/2" Square Pushplate Switch (104755) (1) Post Transmitter (104753-P) (1) Single Button Post, Bronze (105380-2)	\$1,627

Automatic Operators

Post Packages

	PART NO.	QTY.	DESCRIPTION	PRICE
	104755 104753-P 105396-X*	2 1 1	<u>Double Button Wireless Post Package</u> - Package illustrates items & quantities required for activation on one side of opening: 4-1/2" Square Pushplate Switch Post Transmitter Double Button Post	2 @ \$198 ea \$219 \$1,717

* Select post type and finish (See next page for more information)

PARTS/ACCESSORIES CONT'D ON PAGE 111

Transmitters


PART NO.	DESCRIPTION	PRICE
104737-1	Handheld Remote Transmitter with 1 Button for one operator	\$183
104737-2	Handheld Remote Transmitter with 2 Buttons for two operators	\$210
104753	Clearpath Square 4-1/2" Wall Mount Transmitter	\$219
104753-J	Clearpath Jamb-Mount Transmitter	\$219
104753-P	Clearpath Post Transmitter (Transmitter only)	\$219
104753-V	Clearpath Dual Vestibule Transmitter	\$351
104753-STX	Clearpath Square 4-1/2" Sequencing Transmitter	\$262
104753-STX-J	Clearpath Jamb-Mount Sequencing Transmitter	\$313
104753-STX-P	Clearpath Sequencing Post Transmitter (Transmitter Only)	\$290

Receivers

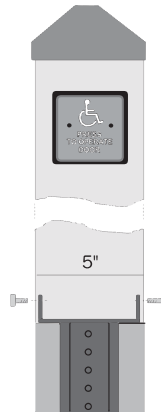
PART NO.	DESCRIPTION	PRICE
104752	Clearpath Multi-Mode Receiver	\$223
104752-RXM	Clearpath Multi-Mode Receiver w/RXM	\$296

Posts Only

PART NO.	DESCRIPTION	PRICE
Mounting & Color Options (Requires 4-1/2" Square Pushplate Switch)		
105380-1	Post - Aluminum Concealed (1 Pushplate switch required)	\$1,159
105380-2	Post - Bronze Concealed (1 Pushplate switch required)	\$1,159
105380-3	Post - Aluminum Staked (1 Pushplate switch required)	\$1,159
105380-4	Post - Bronze Staked (1 Pushplate switch required)	\$1,159
105380-5	Post - Aluminum Exposed (1 Pushplate switch required)	\$1,159
105380-6	Post - Bronze Exposed (1 Pushplate switch required)	\$1,159
105396-1	Post - Aluminum Concealed (2 Pushplate switches required)	\$1,717
105396-2	Post - Bronze Concealed (2 Pushplate switches required)	\$1,717
105396-5	Post - Aluminum Exposed (2 Pushplate switches required)	\$1,717
105396-6	Post - Bronze Exposed (2 Pushplate switches required)	\$1,717



Concealed






Staked



Exposed

PARTS/ACCESSORIES CONT'D ON PAGE 112

Pushplate Switches

	PART NO.	DESCRIPTION	PRICE
	104755	Includes: Pushplate Switch only Pushplate Switch 4-1/2" Square Detex Logo	\$198
	104739-HSS	Includes: Pushplate Switch only Jamb Pushplate Switch 59J-HSS	\$174
	104744-HSS	Includes: Double Pushplate Switch (1) Vestibule Pushplate Switch 59V-HSS	\$357

Boxes

PART NO.	DESCRIPTION	PRICE
104738-1010	Low Profile Jamb Box - 1 Box	\$86
104738-1035	Surface Mounting Jamb Box 2" deep	\$105
104738-1015	Surface Mounting Box 4-1/2" Square	\$86
104738-1020	Surface Mounting Low Profile Box 4-1/2" Square	\$105

PARTS/ACCESSORIES CONT'D ON PAGE 113

Keyswitches

PART NO.	DESCRIPTION	PRICE
CS4730-HSS	Includes: Keyswitch (1), Pushplate Switch (1) Cylinder Keyswitch SPST Momentary HSS	\$521
CS4740-HSS	Cylinder Keyswitch DPDT Maintained HSS	\$471

Miscellaneous

PART NO.	DESCRIPTION	PRICE
104790	Safety Presence Sensor (DH400)	\$869
105395-1	SafePath SSS-5M1 Door-Mounted Safety Sensor	\$1,181
105375-1	Rain Cover for DH Series	\$108
105378-1	Safety Beam Surface Mount	\$344
104758-1	Microwave Motion Sensor (Microstar)	\$680
104787	Door Safety Decal English	\$33
104787-1	Door Safety Decal English/Spanish	\$55
104747	Universal Time Delay Module (TDM)	\$255
104746	Infrared Motion Detector (DH100)	\$895
DTX-LMB-DATA	Interface Module (for use with BEA BodyGuard Presence Sensor)	\$667



Service & Repair

PART NO.	DESCRIPTION	PRICE
104798-1	3-Point Push Arm Assembly AL	\$269
104798-2	3-Point Push Arm Assembly BZ	\$269
104797-1	Parallel Arm Pull Assembly AL	\$342
104797-2	Parallel Arm Pull Assembly BZ	\$342
104796-1	Motor / Gearbox LH Push	\$1,937
104796-2	Motor / Gearbox LH Pull AL	\$1,937
104796-3	Motor / Gearbox RH Push	\$1,937
104796-4	Motor / Gearbox RH Pull AL	\$1,937
104708	Microswitch Harness	\$105
104794	3-Position Switch & Wire	\$114
105421	Universal Controller (UDC 1000)	\$1,162
105423	Cable ISP Synchronization	\$187
105416-1	Kit 120VAC Line Filter 8-foot	\$361
105416-2	Kit 120VAC Line Filter 4-foot	\$361
105416-3	Kit 120VAC Line Filter 2-foot	\$361
105412	Push - Motor Gearbox Rebuild Kit	\$474
105412-1	Pull - Motor Gearbox Rebuild Kit	\$474
105433	S&R AO19 Clock Spring Replacement Kit	\$160


NOTES

ECL-230D SERIES







 <p>Metal Photoluminescent Plate</p>	MODEL NO.	DESCRIPTION	PRICE
	ECL-230D	UL-Listed Panic Hardware Exit Control Lock	\$477
 <p>Metal Photoluminescent Plate</p> <p>NOTE: ECL-230D-PH for use on doors that require Panic Hardware</p>	ECL-230D-PH	UL-Listed Panic Hardware Standard Exit Control Lock w/Long Bar 36" to 48" Door Width	\$549
<p>Supplied with: 9-volt battery, cover lock w/2 keys, ECL-437 & ECL-439 Keepers Available in Gray or Black English paddle bar plate (ECL-8220 w/ECL-230D or ECL-2109 w/ECL-230D-PH) Shipped less rim cylinder - Rim cylinder available at additional cost (see p. 124) Foreign language paddle bar plates available (see p. 117)</p>			

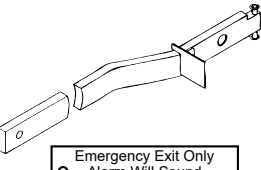
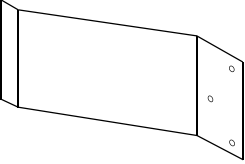
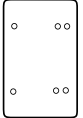
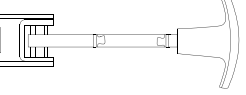
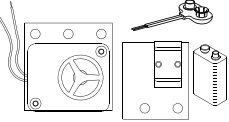
ECL-600 FIRE RATED HARDWARE

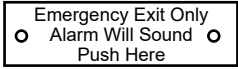
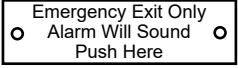
 <p>Metal Photoluminescent Plate</p>	MODEL NO.	DESCRIPTION	PRICE
	ECL-600	Warnock Hersey-Listed Fire Exit Hardware w/Long Bar 36" to 48" Door Width	\$865
<p>3-Hour Listing - Single Door to 4' x 8' - Double Doors to 8' x 8' Supplied with: 9-volt battery, cover lock w/2 keys Available in Gray or Black Keeper & strike kit English paddle bar plate - ECL-2109 Shipped less control cylinders Rim cylinders available at additional cost (see p. 124)</p>			

ECL-620 Outside Lever Trim for ECL-600

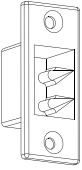
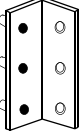
	MODEL NO.	DESCRIPTION	PRICE
	ECL-620	Outside Lever Trim Lever retracts latch bolt only Rim Cylinder (not included) operates deadbolt Finish: Black only Field Reversible	\$426


	MODEL NO.	DESCRIPTION	PRICE
	PP-5572	Replacement Cover Lock & 2 Keys	\$15
	ECL-405-X	Cover Lock Key X = specify Key # 11-20	\$6
	ECL-405-KIT	Set of all Cover Lock Keys Includes key numbers 11 through 20	\$24

 <p data-bbox="121 1039 308 1087">Emergency Exit Only Alarm Will Sound Push Here</p>	MODEL NO.	DESCRIPTION	PRICE
	ECL-2105K	Field Conversion Kit For 36" to 48" Door Width with metal Photoluminescent plate	\$107
	ECL-436K	Bar Guard Kit (For use with Standard ECL-230D)	\$34
	ECL-2100K	Bar Guard Kit (For use with ECL-230D-PH & ECL-600)	\$50
	ECL-475K	Decorative Back Plate Kit	\$61
	ECL-498K	Outside Pull and Warning Sign (Not for use on Fire Rated Doors)	\$121
	ECL-2111K	6V-to-9V Conversion Kit (For use with ECL-230D and ECL-230C models only)	\$86

 (Metal Photoluminescent Plate)	ECL-8220 (RWE)	ECL-230D Metal Exit Bar Plates Specify: English \$26 ECL-230D-PH and ECL-600 Metal Exit Bar Plates Specify: English \$36
	ECL-2109	
	ECL-8220	ECL-230D Exit Bar Plates Specify: English (Red) \$26 English (Green) \$26 Chinese (Red) \$26 French Canadian (Red) \$26 Spanish (Red) \$26 Chinese (Green) \$26
	ECL-8220-1	
	ECL-8220-6	
	ECL-8220-7	
	ECL-8220-8	
	ECL-8220-9	
	101248-1	ECL-230D-PH and ECL-600 Exit Bar Plates Specify: French Canadian \$79 Chinese (Red) \$79 Chinese (Green) for PH \$79
	101248-2	
	101248-3	

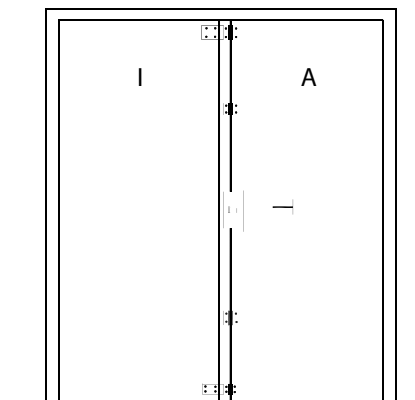
Keeper and Strike Kits - ECL-230D

	MODEL NO.	DESCRIPTION	PRICE
	ECL-439K	Mortise Strike Plate Kit	\$15
	ECL-435K	Adjustable Surface Keeper "L" & "Z" bracket for double door applications	\$29
	ECL-437K	Adjustable Surface (standard)	\$18
	All Strikes Non-Handed		

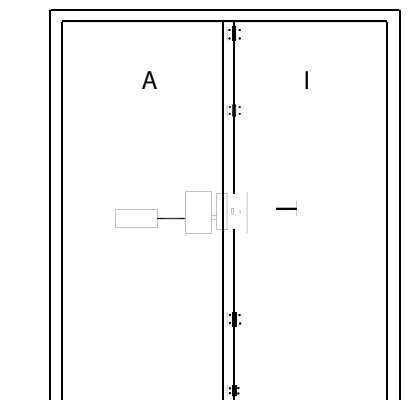
	MODEL NO.	DESCRIPTION	PRICE
	DDH-2250	Double Door Holder (ECL-230 Series and V40 Series)	\$195

MODEL NO.	DESCRIPTION	PRICE
VRA-143 (B) 84" Standard	Application: Active Leaf Opens Both Doors Includes one Vertical Rod Assembly for active leaf and two overlapping plates for inactive leaf	\$671
VRA-143 (C) 84" Standard	Application: Active leaf opens first; Inactive leaf remains locked until ECL-230D is activated Includes one Vertical Rod Assembly for inactive leaf	\$708
VRA-143 (D) 84" Standard	Application: Each Leaf Independent Includes two Vertical Rod Assemblies, one for each leaf	\$1,192
Installation Type B	Special Heights over 84" to 96"	\$813
Installation Type C		\$872
Installation Type D		\$1,606
Installation Type B	Over 96"	\$885
Installation Type C		\$945
Installation Type D		\$1,606

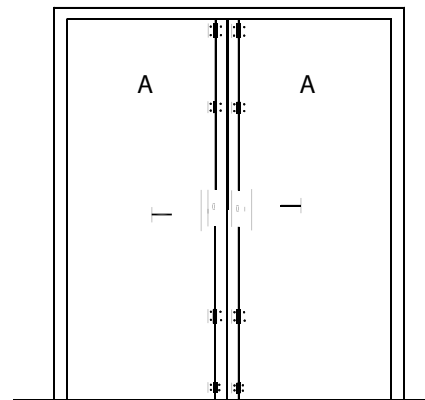
ECL-230D Exit Control Lock device sold separately.
 Specify actual door opening height up to 120".
 Specify type of installation to be made - B, C, or D.
 NOTE: VRA-143B can also be used for a single door application to provide 2-point latching.





B



C



D

 <p>Photoluminescent Push Plate Sign</p> <p>Hurricane Rating Available</p> <p>UL-Listed Panic Hardware</p>	MODEL NO.	DESCRIPTION	PRICE
	ECL-230X	Single-Point Deadbolt only Exit Control Lock	\$984
	ECL-230X-W	 Single-Point Deadbolt only Weatherized Exit Control Lock	\$1,274
<p>Supplied with: 9-volt battery; Optional 9VDC Power Supply see BE-961 (p. 133) Fits 36" - 48" Door (Standard) Available in Gray (Standard) English Push Plate Sign (RWE Standard) or Spanish Push Plate Sign (RWS Option) Other languages available - Call Factory Shipped less rim cylinder - Rim cylinder available at additional cost (see below)</p>			

OPTIONS - ECL-230X

MODEL NO.	DESCRIPTION	PRICE
H	Hurricane Rated Comes standard with SN1 (Sex Nut Kit)	Add \$275
DX1 DX2 DX3	Adds one hinge-side locking point with mounting hardware Adds two hinge-side locking points with mounting hardware Adds three hinge-side locking points with mounting hardware DX Bolts available in Gray (Std.) or Black - Specify Finish	Add \$65 Add \$120 Add \$165
30"	Fits 30" wide Door	Add \$100
RC65 IC7R	Rim Cylinder, Schlage "C" Keyway with 2 keys Installed in Lock and / or Trim Interchangeable Core Rim Cylinder Housing, Small Format Installed in Lock and / or Trim (Core not Included)	Add \$84
IP	Inside Pull	Add \$54
DDSK	Double Door Strike Kit	Add \$105
CL SS CL-SS	Cover Lock & 2 Keys (Installed) Security Screws Cover Lock & Security Screws	Add \$15 Add \$28 Add \$43
SN1	Sex Nut Kit (included with Hurricane Rated) (4 kits required)	Add \$24 (per kit)
RK	ECL-230D Retrofit Kit (Endcap plate and lock-body plate)	Add \$49



NOTE: All cylinders are keyed different. Keyed alike is available upon request.

<p style="text-align: center;">ECL-230X-TB</p> <p style="text-align: center;">ECL-230X-TD</p> <p style="text-align: center;">Photoluminescent Push Plate Sign</p> <p style="text-align: center;">UL-Listed Panic Hardware</p>	MODEL NO.	DESCRIPTION	PRICE
	ECL-230X-TD	2-Point Top Bolt and Deadbolt Exit Control Lock	\$1,576
	ECL-230X-TB	2-Point Top and Bottom Bolt Exit Control Lock (Cover Lock standard on TB configuration)	\$1,723
	ECL-230X-W-TD 	2-Point Top Bolt and Deadbolt / Weatherized Exit Control Lock	\$1,866
	ECL-230X-W-TB	2-Point Top and Bottom Bolt / Weatherized Exit Control Lock (Cover Lock standard on TB configuration)	\$2,013
<p>Supplied with: 9-volt battery; Optional 9VDC Power Supply see BE-961 (p. 133)</p> <p>Fits 36" - 48" Door (Standard)</p> <p>Available in Gray (Standard)</p> <p>English Push Plate Sign (RWE Standard) or Spanish Push Plate Sign (RWS Option) Other languages available - Call Factory</p> <p>Shipped less rim cylinder - Rim cylinder available at additional cost (see below)</p>			

OPTIONS - ECL-230X-TD / ECL-230X-TB

MODEL NO.	DESCRIPTION	PRICE
DX1 DX2 DX3	Adds one hinge-side locking point with mounting hardware Adds two hinge-side locking points with mounting hardware Adds three hinge-side locking points with mounting hardware DX Bolts available in Gray (Std.) or Black - Specify Finish	Add \$65 Add \$120 Add \$165
30"	Fits 30" wide Door	Add \$100
RC65 IC7R	Rim Cylinder, Schlage "C" Keyway with 2 keys Installed in Lock and / or Trim Interchangeable Core Rim Cylinder Housing, Small Format Installed in Lock and / or Trim (Core not Included)	Add \$84
84" 96" 120"	Fits 6'8" to 7' Door Fits 7' to 8' Door Fits 8' to 10' Door	N/C N/C Add \$100
RC BG RC-BG	Rod Covers Bottom Bolt Guard Rod Covers & Bottom Bolt Guard	Add \$244 Add \$146 Add \$390
IP	Inside Pull	Add \$54
DDSK 96B	Double Door Strike Kit Dustproof Strike	Add \$105 Add \$59
CL SS CL-SS	Cover Lock & 2 Keys (Installed) (Standard on TB configuration - N/C) Security Screws Cover Lock & Security Screws	Add \$15 Add \$28 Add \$43
SN1	Sex Nut Kit (TD requires 5 kits, TB requires 6 kits)	Add \$24 (per kit)
RK	ECL-230D Retrofit Kit (Endcap plate and lock-body plate)	Add \$49

NOTE: All cylinders are keyed different. Keyed alike is available upon request.



 <p align="center">Photoluminescent Push Plate Sign</p> <p align="center">Hurricane Rating Available</p> <p align="center">UL-Listed Panic Hardware</p>	MODEL NO.	DESCRIPTION	PRICE
	ECL-230X-TDB	3-Point Top Bolt, Deadbolt and Bottom Bolt Exit Control Lock	\$1,907
	 ECL-230X-W-TDB	3-Point Top Bolt, Deadbolt and Bottom Bolt Weatherized Exit Control Lock	\$2,197
<p>Supplied with: 9-volt battery; Optional 9VDC Power Supply see BE-961 (p. 133) Fits 36" - 48" Door (Standard) Available in Gray (Standard) English Push Plate Sign (RWE Standard) or Spanish Push Plate Sign (RWS Option) Other languages available - Call Factory Shipped less rim cylinder - Rim cylinder available at additional cost (see below)</p>			

OPTIONS - ECL-230X-TDB


MODEL NO.	DESCRIPTION	PRICE
H	Hurricane Rated Comes standard with SN1 (Sex Nut Kit)	Add \$275
DX1 DX2 DX3	Adds one hinge-side locking point with mounting hardware Adds two hinge-side locking points with mounting hardware Adds three hinge-side locking points with mounting hardware DX Bolts available in Gray (Std.) or Black - Specify Finish	Add \$65 Add \$120 Add \$165
30"	Fits 30" wide Door	Add \$100
RC65 IC7R	Rim Cylinder, Schlage "C" Keyway with 2 keys Installed in Lock and / or Trim Interchangeable Core Rim Cylinder Housing, Small Format Installed in Lock and / or Trim (Core not Included)	Add \$84
84" 96" 120"	Fits 6'8" to 7' Door Fits 7' to 8' Door Fits 8' to 10' Door	N/C N/C Add \$100
RC BG RC-BG	Rod Covers Bottom Bolt Guard Rod Covers & Bottom Bolt Guard	Add \$244 Add \$146 Add \$390
IP	Inside Pull	Add \$54
DDSK 96B 96B-DDSK	Double Door Strike Kit Dustproof Strike Dustproof Strike & Double Door Strike	Add \$105 Add \$59 Add \$164
CL SS CL-SS	Cover Lock & 2 Keys (Installed) Security Screws Cover Lock & Security Screws	Add \$15 Add \$28 Add \$43
SN1	Sex Nut Kit (included with Hurricane Rated) (6 kits required)	Add \$24 (per kit)
RK	ECL-230D Retrofit Kit (Endcap plate and lock-body plate)	Add \$49

NOTE: All cylinders are keyed different. Keyed alike is available upon request.

ECL-230X Trim

	MODEL NO.	DESCRIPTION	PRICE
	03T	Trim Plate with OKC	\$227
	01T	Trim Plate without OKC	\$227
	03PP	Pull Plate with OKC	\$227
	01PP	Pull Plate without OKC	\$227

DX Bolts

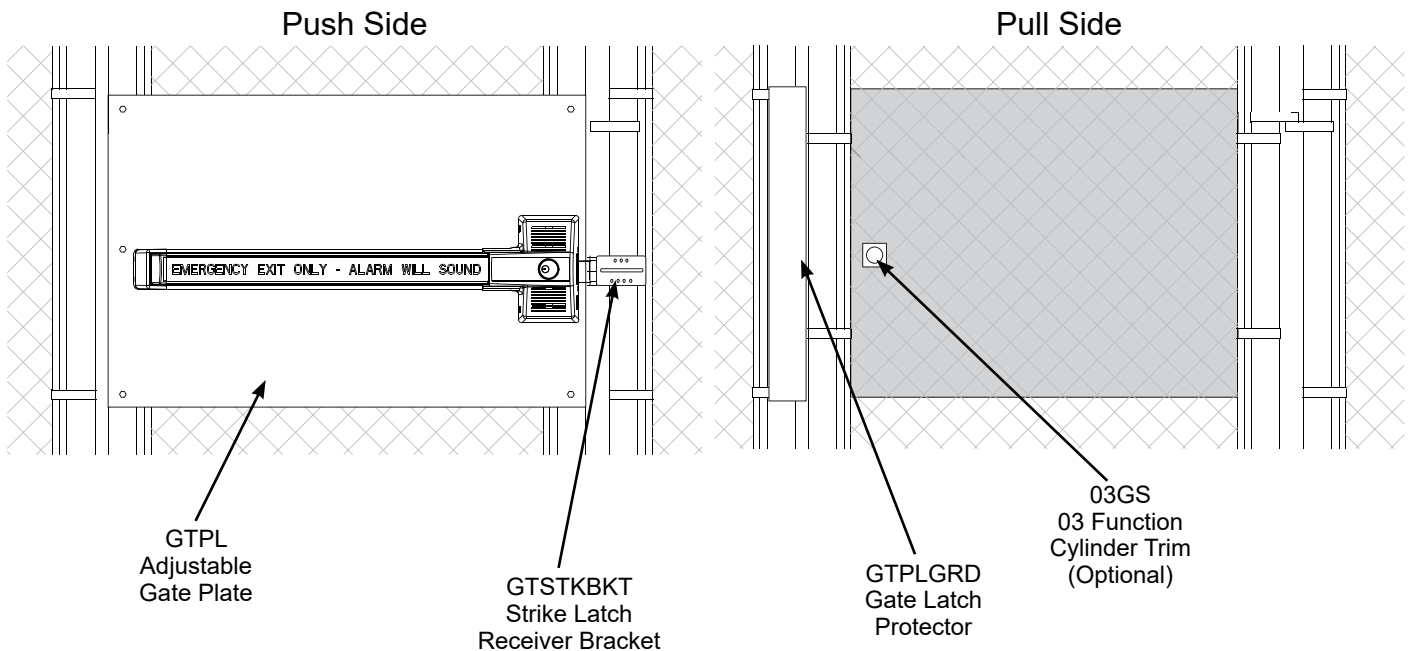
	MODEL NO.	DESCRIPTION	PRICE
	DX1	1 Bolt and Throughbolt Mounting Hardware Available in Gray (Std.) or Black - Specify Finish	\$65
	DX2	2 Bolts and Throughbolt Mounting Hardware Available in Gray (Std.) or Black - Specify Finish	\$120
	DX3	3 Bolts and Throughbolt Mounting Hardware Available in Gray (Std.) or Black - Specify Finish	\$165

MODEL NO.	DESCRIPTION	PRICE
GTPL230X	Gate Plate Kit - Includes Gate Latch Protector (GTPLGRD), Strike Latch Receiver Bracket (GTSTKBKT), Adapter Plate (104345), Adjustable Gate Plate (GTPL)	\$1,057

MODEL NO.	DESCRIPTION	PRICE
GTPL	Adjustable Gate Plate - Fits Single Gates 32" - 52" wide Fits square or round gate frames Plate comes without mounting holes for device	\$764
GTSTKBKT	Strike Latch Receiver Bracket	\$306
104345	Adapter Plate for 230X Strike	\$45
GTPLGRD	Gate Latch Protector	\$161
03GS	Optional 03 function cylinder trim used on gates (Rim Cylinder sold separately)	\$155

All above parts available in black (specify BLK) and gray (std.) finish

For ECL-230X-W applications (further fabrication to opening required for 230X-W-TB, 230X-W-TD, 230X-W-TDB)



EXIT DEVICE SOLD SEPARATELY


For more information, see Exit Control Locks weatherized exit devices

Cylinders and Accessories

MODEL NO.	DESCRIPTION	PRICE	
RC65 (Also known as ECL-445K) 	Rim Cylinder, Schlage "C" Keyway with 2 keys	Cylinder only	\$42
		Pre-Installed at factory	\$84
MC65 	Mortise Cylinder, Schlage "C" Keyway, 626 Brushed Chrome Finish with 2 keys	Cylinder only	\$42
		Pre-Installed at factory	\$84
IC7 	SFIC Interchangeable Core Mortise Cylinder Housing, Small Format (Core not included)	Cylinder only	\$42
		Pre-Installed at factory	\$84
IC7R 	SFIC Interchangeable Core Rim Cylinder Housing, Small Format (Core not included)	Cylinder only	\$42
		Pre-Installed at factory	\$84
ECL-470	Extra key for RC65 or MC65 (Specify Key #)	\$18	
ECL-1595	Standard Cylinder Collars for use with ECL-230 Series & ECL-620	\$11	
CCS	Short Cylinder Collar (7/16") accommodates most 5-pin and 6-pin mortise cylinders	606, 612, 626, 630 Finishes	\$41
		605, 613, 629, 693, 695 Finishes	\$61
CCL	Long Cylinder Collar (11/16") for most 7-pin and 6- and 7-pin interchangeable core cylinders, Brushed Chrome Finish	606, 612, 626, 630 Finishes	\$45
		605, 613, 629, 693, 695 Finishes	\$59
103779 	Cylinder Nut Socket	\$55	
100783 	Cylinder Nut	\$8	
NOTE: All cylinders are keyed different. Keyed alike is available upon request.			


Rim or Mortise Cylinder?

ADVANTEX®




	Rim	Mortise
Cylinder Dogging (CD)		X
Electric Unlock Trim (EU)		X
Electric Unlock Trim (EU2W)		X
Electric Unlock Trim (EUV)		X
08/09D		X
08/09DN		X
08/09DNV		X
08/09DV		X
03WS	X	
03WSV	X	
03C	X	
03CN	X	
03CNV	X	
03CV	X	
03CM		X
03Z	X	
03WM		X
03R	X	
03CBK	X	
Hardwired Exit Alarm (EA)		X
Weatherized Exit Alarm with Battery (EB W)		X
Delayed Egress (EE)		X
Electric Integration (EI)		X

ECL™




	Rim	Mortise
ECL-230D	X	
ECL-230X	X	
ECL-600	X	
ECL-620	X	

VALUE SERIES®




	Rim	Mortise
Cylinder Dogging (CD)		X
03WS	X	
03P	X	
03PN	X	
03A	X	
03AN	X	
08/09BN		X
Electric Unlock Trim (EU2W)		X
Hardwired Exit Alarm (EA)		X
Exit Alarm with Battery (EB)		X
Weatherized Exit Alarm with Battery (EB W)		X
Delayed Egress (EE)		X

EAX®




	Rim	Mortise
EAX-500		X
EAX-2500		X
EAX-3500		X
EAX-4200		X
EAX-300		X

90 SERIES



	Rim	Mortise
(F)90KR	X	

Miscellaneous



	Rim	Mortise
CS-400		X

MODEL NO.	DESCRIPTION	PRICE
EAX-500	Surface Mount Battery Alarm (Sensor Kit & EA-561 Warning Sign Included) Gray Finish - standard	\$308
EAX-500SK1	Kit Includes 1 EAX-500 alarm and: (1) MS-1039S Magnetic Switch (2) MS-1039S Magnetic Switches (1) MS-1059S Magnetic Switch (2) MS-1059S Magnetic Switches (1) MS-2049S Magnetic Switch (2) MS-2049S Magnetic Switches	Add \$80
EAX-500SK2		Add \$160
EAX-500SK3		Add \$80
EAX-500SK4		Add \$160
EAX-500SK5		Add \$144
EAX-500SK6		Add \$288
EAX-500W	Weatherized Surface Mount Battery Alarm	\$443
EAX-500 Series is UL-Classified Miscellaneous Fire Door Accessories		



Mortise Cylinder Sold Separately

MAP Policy Applies See page 9

CONFIGURABLE OPTIONS - EAX®-500

MODEL NO.	DESCRIPTION	PRICE
BK	Suffix for black finish	No Additional Cost
EA-561 EA-704-2 102651-1 EA-705 EA-561G 102651-3 102651-2	Self-Adhesive Door Signs English - Red (RWE) Spanish - Red (RWS) French - Green (GWF) French Canadian - Red (RWF) German - Green (GWG) Chinese - Red (RWC) English/German - Green (GWE)	No Additional Cost when ordered with EAX
MC65	Mortise Cylinder, factory-installed	Add \$84
IC7	7-pin IC Cylinder Housing (Core not included), factory-installed	Add \$84
KS	Keystop, factory-installed	Add \$8
L11 thru L20	Cover lock with specific key number (EAX-500 only)	No Additional Cost
102644	In-Swing Door Kit	Add \$27

Arming Delay
0 = 15-second Arming Delay
1 = 1-second Arming Delay
2 = 5-second Arming Delay

EAX-5 0 0 x Enhancements x See further options above


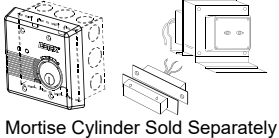


Extended Bypass
0 = Alarm must be manually turned off; or may be field selected for 2-min. Auto Re-arm
3 = Alarm must be manually turned off; or may be field selected for 10-min. Auto Re-arm
4 = Alarm must be manually turned off; or may be field selected for 20-min. Auto Re-arm
Timed Bypass
5 = Alarm sounds if door is opened after arming delay. Manual Re-arm only

W = Weatherized

For complete how-to-order information, see www.detex.com/hto



NOTE - Cylinders not included. Products on this page can be ordered with cylinders (MC65) or Interchangeable core housings (IC7) pre-installed at Detex prior to shipping (see above).

	MODEL NO.	DESCRIPTION	PRICE
 Mortise Cylinder Sold Separately	EAX-2500F	Flush Mount AC/DC-Powered Alarm Gray Finish (std.) (EA-561 Warning Sign and Back Box Included) - Does not include, but requires Magnetic Door Contacts (p. 129) and Transformer (p. 131)	\$541
 Mortise Cylinder Sold Separately	EAX-2500FK	Kit - Flush Mount AC/DC-Powered Alarm Gray Finish (std.) (EA-561 Warning Sign, Back Box, flush magnetic switch contact and 24VAC Transformer Included)	\$792
 Mortise Cylinder Sold Separately	EAX-2500S	Surface Mount AC/DC-Powered Alarm Gray Finish (std.) (EA-561 Warning Sign and Back Box Included) - Does not include, but requires Magnetic Door Contacts (p. 129) and Transformer (p. 131)	\$541
 Mortise Cylinder Sold Separately	EAX-2500SK	Kit - Surface Mount AC/DC-Powered Alarm Gray Finish (std.) (EA-561 Warning Sign, Back Box, surface magnetic switch contact and 24VAC Transformer Included)	\$756

CONFIGURABLE OPTIONS - EAX[®]-2500

MODEL NO.	DESCRIPTION	PRICE
BK	Suffix for black finish	No Additional Cost
EA-561 EA-704-2 102651-1 EA-705 EA-561G 102651-3 102651-2	Self-Adhesive Door Signs English - Red (RWE) Spanish - Red (RWS) French - Green (GWF) French Canadian - Red (RWF) German - Green (GWG) Chinese - Red (RWC) English/German - Green (GWE)	No Additional Cost when ordered with EAX
MC65	Mortise Cylinder, factory-installed	Add \$84
IC7	7-pin IC Cylinder Housing (Core not included), factory-installed	Add \$84
KS	Keystop, factory-installed	Add \$8
C	Conversion kit for retrofit from EA-2500F (102640)	Add \$80
SI	Status Indicator	Add \$8
277	277V Transformer (FK and SK versions only)	Add \$108
L9	No Battery Backup	Add \$8

Arming Delay

0 = 15-second Arming Delay
1 = 1-second Arming Delay
2 = 5-second Arming Delay
4 = 4-minute Arming Delay

EAX-25 0 0 x See further options above

Extended Bypass

0 = Alarm must be manually turned off; or may be field selected for 2-min. Auto Re-arm
3 = Alarm must be manually turned off; or may be field selected for 10-min. Auto Re-arm
4 = Alarm must be manually turned off; or may be field selected for 20-min. Auto Re-arm
Timed Bypass
5 = Alarm sounds if door is open after arming delay. Manual Re-arm only


For complete how-to-order information, see www.detex.com/hto

MC65

IC7



NOTE - Cylinders not included. Products on this page can be ordered with cylinders (MC65) or Interchangeable core housings (IC7) pre-installed at Detex prior to shipping (see above).

 <p>Mortise Cylinder Sold Separately</p>	MODEL NO.	DESCRIPTION	PRICE
	EAX-3500	24VAC/DC Hardwired Timed Bypass Exit Alarm with Rechargeable Battery (EA-561 Warning Sign Included) Does not include, but requires: Magnetic Door Contacts - See p. 129 24V Transformer - See p. 131	\$898
	EAX-3500FK	Kit - 24VAC/DC Hardwired Timed Bypass Flush Exit Alarm with Rechargeable Battery, Flush Door Contacts, Plug-in Transformer	\$1,085
EAX-3500SK	Kit - 24VAC/DC Hardwired Timed Bypass Surface Exit Alarm with Rechargeable Battery, Surface Door Contacts, Plug-in Transformer	\$1,119	

CONFIGURABLE OPTIONS - EAX®-3500


MODEL NO.	DESCRIPTION	PRICE
EA-561 EA-704-2 102651-1 EA-705 EA-561G 102651-3 102651-2	Self-Adhesive Door Signs English - Red (RWE) Spanish - Red (RWS) French - Green (GWF) French Canadian - Red (RWF) German - Green (GWG) Chinese - Red (RWC) English/German - Green (GWE)	No Additional Cost when ordered with EAX
MC65	Mortise Cylinder, factory-installed	Add \$84
IC7	7-pin IC Cylinder Housing (Core not included), factory-installed	Add \$84

ACCESSORIES - EAX®-3500

MODEL NO.	DESCRIPTION	PRICE
CL-1	Cover Lock Key (key only)	\$8
102966	Lock Cam & Key	\$18
BR12	Rechargeable Battery 12VDC, 3.4AH	\$102
103952-1	6VDC Rechargeable Battery	\$67
103945	Allows EAX-3500 Surface Alarm to be recessed into hollow wall construction Kit includes: Flush Box, Instructions and Mounting Hardware	\$119

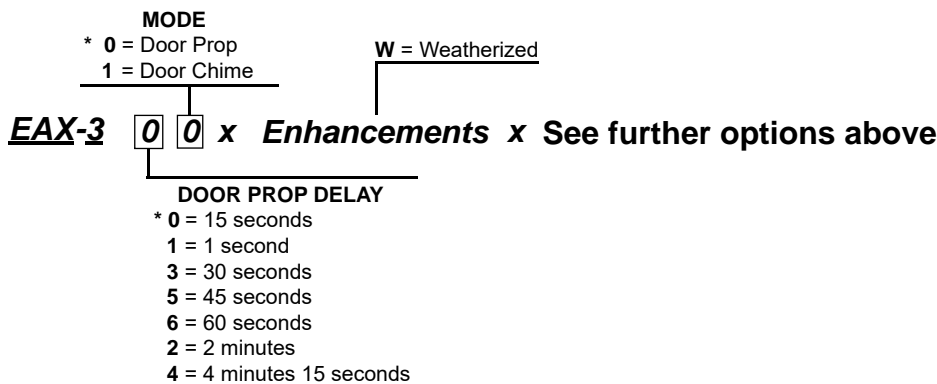


NOTE - Cylinders not included. Products on this page can be ordered with cylinders (MC65) or interchangeable core housings (IC7) pre-installed at Detex prior to shipping (See above).



	MODEL NO.	DESCRIPTION	PRICE
 <p>Mortise Cylinder Sold Separately</p>	EAX-300	Surface Mount Battery-Powered 100dB Door Prop Alarm with Internal Magnetic Door Contacts and Back Box Available in: Gray or Black	\$330
	EAX-300SK1 EAX-300SK2 EAX-300SK3 EAX-300SK4 EAX-300SK5 EAX-300SK6	Kit Includes 1 EAX-300 alarm and: (1) MS-1039S Magnetic Switch (2) MS-1039S Magnetic Switches (1) MS-1059S Magnetic Switch (2) MS-1059S Magnetic Switches (1) MS-2049S Magnetic Switch (2) MS-2049S Magnetic Switches	Add \$80 Add \$160 Add \$80 Add \$160 Add \$144 Add \$288
	EAX-300W	Weatherized Door Prop Alarm	\$454

CONFIGURABLE OPTIONS - EAX®-300

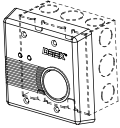

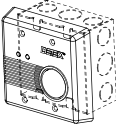
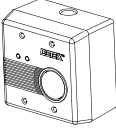
MODEL NO.	DESCRIPTION	PRICE
BK	Suffix for black finish	No Additional Cost
EA-561 EA-704-2 102651-1 EA-705 EA-561G 102651-4 102651-3 102651-2	Self-Adhesive Door Signs English - Red (RWE) Spanish - Red (RWS) French - Green (GWF) French Canadian - Red (RWF) German - Green (GWG) Chinese - Green (GWC) Chinese - Red (RWC) English/German - Green (GWE)	No Additional Cost when ordered with EAX
MC65	Mortise Cylinder, factory-installed	Add \$84
IC7	7-pin IC Cylinder Housing (Core not included), factory-installed	Add \$84
KS	Keystop, factory-installed	Add \$8














For complete how-to-order information, see www.detex.com/hto

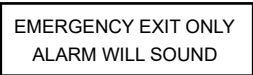
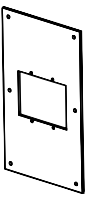

	EAX-411SK	Surface Mount AC/DC 85dB Door Prop Alarm Kit (Back Box, Surface Magnetic Switch Contacts and 24VAC Transformer Included)	\$477
	EAX-4200SK	Surface Mount AC/DC 85dB Exit Alarm/ Door Prop Alarm Kit (Back Box, Surface Magnetic Switch Contacts, 24VAC Transformer and rim cylinder Included)	\$1,135

CS SERIES REMOTE ALARMS

	MODEL NO.	DESCRIPTION	PRICE
	CS940F CS950F	Flush Mount 9VDC Battery-Powered Remote Alarm No cylinder required Available in: Gray (CS940F) or Black (CS950F)	\$211
	CS940S CS950S	Surface Mount 9VDC Battery-Powered Remote Alarm No cylinder required Available in: Gray (CS940S) or Black (CS950S)	\$211
	CS2940F CS2950F	Flush Mount Externally-Powered Remote Alarm with 9VDC battery backup. AC adapter included - No cylinder required Available in: Gray (CS2940F) or Black (CS2950F)	\$303
	CS2940S CS2950S	Surface Mount Externally-Powered Remote Alarm with 9VDC battery backup. AC adapter included - No cylinder required Available in: Gray (CS2940S) or Black (CS2950S)	\$303

	MODEL NO.	DESCRIPTION	PRICE
	MS-1039F	Economical Magnetic Switch Flush Mount, White, Closed Contacts	\$46
	MS-1039S*	Economical, Balanced Magnetic Switch Surface Mount, White, Closed Contacts	\$80
	MS-1059F	Economical Magnetic Switch Flush Mount, Brown, Closed Contacts	\$46
	MS-1059S*	Economical, Balanced Magnetic Switch Surface Mount, Brown, Closed Contacts	\$80
	MS-2049F**	Heavy Duty Form C Magnetic Switch (Flush Mount)	\$108
	MS-2049S**	Heavy Duty Form C Magnetic Switch (Surface Mount)	\$144
	MS-2049SC**	Heavy Duty Form C Magnetic Switch (Surface/Conduit Mount)	\$220
	MS-2049SI	Heavy Duty Form C Magnetic Switch (Surface Inswinging Mount)	\$197
<p>* Meets UL 634 Level 2 High-Security Sensor Standard ** UL-Classified Miscellaneous Fire Door Accessories</p>			

	MODEL NO.	DESCRIPTION	PRICE
	PP-5572	Replacement Cover Lock & 2 Keys	\$15
	ECL-405-X	Cover Lock Key X = specify Key # 11-20	\$6
	ECL-405-KIT	Set of all Cover Lock Keys Includes key numbers 11 through 20	\$24



	MODEL NO.	DESCRIPTION	PRICE
	EA-561	Self-Adhesive Door Signs - Pricing for additional Self-Adhesive Door Signs not ordered with EAX English - Red (RWE)	\$8
	EA-704-2	Spanish - Red (RWS)	\$15
	102651-1	French - Green (GWF)	\$15
	EA-705	French Canadian - Red (RWF)	\$15
	EA-561G	German - Green (GWG)	\$15
	102651-4	Chinese - Green (GWC)	\$15
	102651-3	Chinese - Red (RWC)	\$15
	102651-2	English/German - Green (GWE)	\$15
		102644	In-Swing Door Kit (For use with EAX-500 and EAX-300)
	102640	Conversion Kit for Retrofit from EA-2500F to EAX-2500F Size: 11" x 6.5" x 0.16" Aluminum Plate Includes: Anchors, Screws and Instructions	\$80
	PP-5567	9V Battery	\$11

POWER SOURCES




	MODEL NO.	DESCRIPTION	PRICE
	BE-961-1	Battery Eliminator - 120VAC to 9VDC Includes 10' Flex Conduit and Transformer Powers up to 3 ECLs or 3 EBs	\$345
	BE-961-2	Battery Eliminator - Same as above with Supervisory Loop Power, Transformer, Flex Conduit, alarm and LED (For use with ECL-230 & ECL-600 Series only)	\$396
	BE-961-5	Battery Eliminator - 12VAC to 9VDC Does not include Transformer or Flex Conduit Powers up to 3 ECLs or 3 EBs	\$241
	BE-961-6	Battery Eliminator - 24VAC to 9VDC Does not include Transformer or Flex Conduit Powers up to 3 ECL-230X-W or 3 EBs	\$241
		106595-5	Battery Eliminator in NEMA enclosure - 120VAC to 9VDC Includes 10' Flex Conduit and Transformer Powers up to 3 ECLs or 3 EB Ws
	PP-5152-2	Transformer, 120VAC - 24VAC 40 VA-60Hz	\$107
	PP-5152-3	Transformer, 120VAC - 12VAC 25 VA-60Hz	\$50
	PP-5452-2	Transformer, 240VAC - 12VAC, 25VA-50Hz	\$139
	106021	Transformer, 277VAC TO 24VAC 75VA	\$152
	106530	Transformer 277VAC to 110V/240VAC 500VAC	\$507
	PS-P12x2-120	Plug-In Power Supply 120VAC - 12VDC 2 Amps	\$105
	PS-P24x1-120	Plug-In Power Supply 120VAC - 24VDC 1 Amp	\$141

AT-5000 SERIES™


TAILGATE DETECTION

	MODEL NO.	DESCRIPTION	PRICE
	AT-5200-R0	Tailgate Detection System	\$6,664
	AT-5600-R0	Tailgate Detection System With Voice Alarm 3 second standard message	\$6,729

OPTIONS

	MODEL NO.	DESCRIPTION	PRICE
	R1	Status Indicator with single-gang mounting plate	Add \$293
	R2	Status Indicator with mullion mounting plate	Add \$327
	106969	Spacer kit for AT-5200 and AT-5600	\$737

NOTES



It's your space.
Make sure you know when
someone invades it.

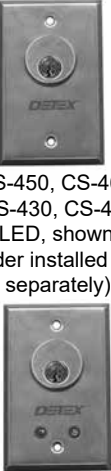
SNEAK DETECTION

Our tailgate detection solution allows only one authorized person at a time. Its sleek design reduces cost and complexity versus mantraps and other devices, or it can even enhance those solutions. Your access control, made more secure—that's the Detex effect.


Call 800-729-3839
detex.com/sneakdetection

DETEX[®]




KEYSWITCHES

 <p>CS-450, CS-460, CS-430, CS-440 (No LED, shown with cylinder installed - sold separately)</p> <p>CS-452, CS-462, CS-432, CS-442 (2 LEDs - red & green, shown with cylinder installed - sold separately)</p>	MODEL NO.	DESCRIPTION	PRICE
	CS450	Keyswitch, single, momentary, no LED	\$236
	CS452	Keyswitch, single, momentary, 2 LEDs (green - red)	\$236
	CS460	Keyswitch, single, maintained, no LED	\$236
	CS462	Keyswitch, single, maintained, 2 LEDs (green - red)	\$236
	CS430	Keyswitch, 2 switches, momentary, no LED	\$236
	CS432	Keyswitch, 2 switches, momentary, 2 LEDs (green - red)	\$236
	CS440	Keyswitch, 2 switches, maintained, no LED	\$236
	CS442	Keyswitch, 2 switches, maintained, 2 LEDs (green - red)	\$236
NOTE: Single-switch back box not included; requires mortise cylinder (see p.124)			




KEYSWITCH COVERS

	MODEL NO.	DESCRIPTION	PRICE
	PC1	Keyswitch Cover & Adapter Plate	\$134


PUSH BUTTONS

	MODEL NO.	DESCRIPTION	PRICE
	PB-2138-3	Shroud, beige, terminals, form C, single-gang	\$481
	PB-2158-3	Shroud, aluminum, terminals, form C, mullion-mount	\$374
	PB-2048-3	Mushroom, aluminum, terminals, form C, single-gang	\$458
NOTE: Single-switch back box not included			


ELECTRIC STRIKES

	MODEL NO.	DESCRIPTION	PRICE
	DS-24	12/24V AC/DC For Rim Exit Device	\$1,446
	DS-24W	12/24V DC, Weatherized For Rim Exit Device	\$1,446
	DS-24W-KIT	Includes Weatherized Electric Strike, Gate Box and Angle Bracket For Rim Exit Device	\$1,567


MOTION SENSORS

	MODEL NO.	DESCRIPTION	PRICE
	MN01	Motion Detector, 12/24VDC, form C relay	\$374
	MN02	Motion Detector, 9-16VDC, form A relay (N.O.)	\$93

ELECTROMAGNETIC LOCKS

	MODEL NO.	DESCRIPTION	PRICE
	ML-1548	1500 lbs, 12/24VDC, Surface	\$894
	ML-1548RT	1500 lbs, 12/24VDC, Timer (0-30 seconds)	\$877
	ML-1549W	Weatherized	\$860
	ML-1549WF	Weatherized, Face Mount	\$860

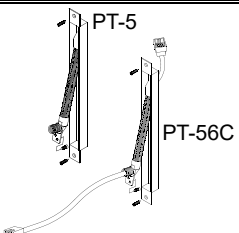
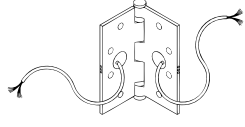
SIREN, STROBE & HORN/STROBE

	MODEL NO.	DESCRIPTION	PRICE
	SRN5W	Detex siren, weatherized, no lettering, back box, 2-wire, 12/24VDC	\$282
	SW2B	Strobe, white, blue lens, back box, 2-wire	\$354
	HSW2B	Horn/Strobe, white, blue lens, back box, 2-wire	\$432

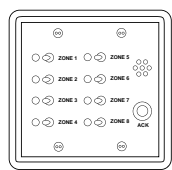
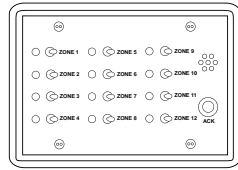
RELAY KITS

MODEL NO.	DESCRIPTION	PRICE
RLY12	12 VAC Relay Kit For use with 12V alarms that have remote bypass feature. Used with remote bypass to shunt alarm and activate another electrified device. Separate J-Box required	\$93
RLY24	24 VAC Relay Kit For use with 24V alarms that have remote bypass feature. Used with remote bypass to shunt alarm and activate another electrified device. Separate J-Box required	\$112

POWER TRANSFERS / ELECTRIC HINGE

	MODEL NO.	DESCRIPTION	PRICE
	PT-5	Power Transfer - 628 Finish	\$195
	PT-56C	Power Transfer with 6-Pin Connector and Insulated Cable	\$302
	EWH8-626	4.5" x 4.5", 8 wires Standard Weight Electric Hinge	\$467

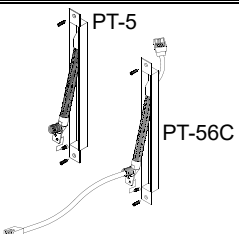
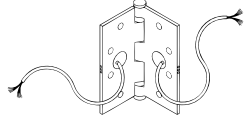
REMOTE INDICATING PANELS

	MODEL NO.	DESCRIPTION	PRICE
	RP-621*	2-Gang Switch Box Wall Mount 8-Zone Annunciator w/Shunt 12VDC	\$987
	RP-631*	3-Gang Switch Box Wall Mount 12-Zone Annunciator w/Shunt 12VDC	\$1,360
*Units do not come with Back Box supplied. Fits standard 2- or 3-gang electrical box.			

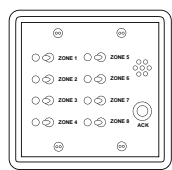
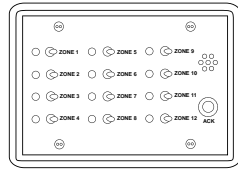
RELAY KITS

MODEL NO.	DESCRIPTION	PRICE
RLY12	12 VAC Relay Kit For use with 12V alarms that have remote bypass feature. Used with remote bypass to shunt alarm and activate another electrified device. Separate J-Box required	\$91
RLY24	24 VAC Relay Kit For use with 24V alarms that have remote bypass feature. Used with remote bypass to shunt alarm and activate another electrified device. Separate J-Box required	\$110

POWER TRANSFERS / ELECTRIC HINGE

	MODEL NO.	DESCRIPTION	PRICE
	PT-5	Power Transfer - 628 Finish	\$191
	PT-56C	Power Transfer with 6-Pin Connector and Insulated Cable	\$296
	EWH8-626	4.5" x 4.5", 8 wires Standard Weight Electric Hinge	\$458

REMOTE INDICATING PANELS

	MODEL NO.	DESCRIPTION	PRICE
	RP-621*	2-Gang Switch Box Wall Mount 8-Zone Annunciator w/Shunt 12VDC	\$969
	RP-631*	3-Gang Switch Box Wall Mount 12-Zone Annunciator w/Shunt 12VDC	\$1,334
*Units do not come with Back Box supplied. Fits standard 2- or 3-gang electrical box.			

NOTES

Integrated Door Security Systems



Delayed Egress



Access Control



Automatically
Operated Doors



Electrified Dogging



Weatherized
Delayed Egress

One Part Number = One Easy Solution

Easy to Specify, Easy to Order, Easy to Price, Easy to Sell, Easy to Install,
Best-in-class products, kitted together for custom solutions to common applications.


Detex can create a more custom EasyKit for a specific application. Just contact
your local sales representative or email your request to marketing@detex.com

Where Trust is Built™

DETEX®

Integrated Door Security Systems

NOTES



Pre-wired,
pre-configured,
pre-simplified.

AUTOMATICALLY OPERATED DOOR

The Detex AOD EasyKit arrives with latch retraction power supply already integrated. Just install the operator, plug in, and you're in business. Self-contained operation, for the fastest, easiest install – that's the Detex effect.

Call 800-729-3839
detex.com/autodoor

DETEx[®]


MODEL NO.	DESCRIPTION	PRICE
AODx10ERx1S-43 For single door	<p>Low Energy Automatic Door, Latch Retraction Exit Device with Power Supply for RHR/LH/AL Push, Single Door</p> <p>Kit Includes:</p> <ul style="list-style-type: none"> (1) AO19-1 Low Energy Automatic Door Operator, Controller / Power Supply (1) Detex 10 Series device with Electric Latch Retraction, brushed stainless finish, for 36" door, when energized both pushpad and latch are retracted, Surface strike (#99), 03C night latch function pull trim with rim cylinder (1) Wiring diagram (1) Power Transfer - call ahead for template for door/frame prep (1) Wireless ADA, Knowing Act push buttons (kit includes 2 buttons) 	\$12,086

MODEL NO.	DESCRIPTION	PRICE
AODx21ERx1P-2 For pairs of doors	<p>Low Energy Automatic Door, Surface Vertical Rod Latch Retraction Exit Device with Power Supply for a Pair of Push, AL Doors</p> <p>Kit Includes:</p> <ul style="list-style-type: none"> (1) AO19-2 x CL x 75.5 Low Energy Automatic Door Operator, Controller / Power Supply (2) Detex 21 Series devices with Electric Latch Retraction, brushed stainless finish, for a pair of 36" x 84" doors, when energized both pushpad and latch are retracted, Surface strike (#97) (1) Wiring diagram (2) Power Transfer - call ahead for template for door/frame prep (2) NXG-IR-A Hardwired Switch (1) NXG-2Wire Module 	\$22,761

Contact factory for custom design EasyKits

EasyKits subject to additional restocking fee

NOTES



Danger approaches fast. Be faster.





MAIN ENTRY LOCKDOWN

Our solution keeps outside threats out with a click of a button, mouse, fob or key switch. Instant lockdown at a fraction of the cost of all-motorized latch retraction—that's the Detex effect.

Call 800-729-3839

detex.com/mainlockdown

DETEx[®]

MODEL NO.	DESCRIPTION	PRICE
<p>EDx10EDx1S-1 For single door</p>	<p align="center">Advantex Electrified Dogging Device with Power Supply and components for a Single Door</p> <p>Kit Includes: (1) Detex 10 Series Rim Exit Device with Electrified Dogging, brushed stainless steel finish, flex conduit loop, endcap and fittings, night latch pull trim (cylinder included) for 36" door width (1) Power Supply</p> <hr/> <div style="display: flex; justify-content: space-around; align-items: center;"> <div style="text-align: center;">  <p>Power Supply</p> </div> <div style="text-align: center;">  <p>99 Strike</p> </div> <div style="text-align: center;">  <p>03C Pull Trim</p> </div> <div style="text-align: center;">  <p>Advantex 10 Series Rim Exit Device</p> </div> </div> <p align="right">NOTE: Flex Conduit included (not shown)</p>	<p align="center">4,714</p>



Contact factory for custom design EasyKits

EasyKits subject to additional restocking fee

THIS PAGE INTENTIONALLY LEFT BLANK

THIS PAGE INTENTIONALLY LEFT BLANK




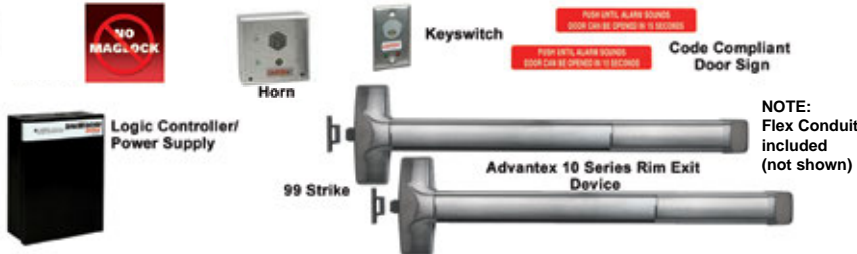
NOTES

MODEL NO.	DESCRIPTION	PRICE
<p>ACDx10xETDLx1S-1 For single door</p>	<p align="center">Advantex Rim Exit Device with Trilogy® Exit Trim for Single Door</p> <p>Kit Includes: (1) Detex 10 Series rim device with hex dogging, brushed stainless finish, for 36" door, surface strike (1) Trilogy® Digital Keypad Exit Trim</p> 	<p align="center">\$4,909</p>
<p>ACDx10xETDLx1S-2 For single door</p>	<p align="center">Advantex Rim Exit Device with Trilogy® Exit Trim for Single Door</p> <p>Kit Includes: (1) Detex 10 Series rim device with hex dogging, brushed stainless finish, for 48" door, surface strike (1) Trilogy® Digital Keypad Exit Trim</p> 	<p align="center">\$4,942</p>

Contact factory for custom design EasyKits

EasyKits subject to additional restocking fee

NOTES

MODEL NO.	DESCRIPTION	PRICE
<p>DEx10EEXx1S-1 For single door</p> 	<p>Advantex Request-to-Exit Signal Rim Exit Device with Controller and components for Single Door</p> <p>Kit Includes:</p> <ul style="list-style-type: none"> (1) Detex 10 Series device, brushed stainless finish, for 36" door, pushpad activates signal switch - surface strike (#99), includes endcap with flexible conduit loop & fittings (1) Controller / Power Supply with wiring diagram (1) SRN5W - Horn with adjustable tone settings (1) Keyswitch with momentary switching (Mortise cylinder included) (1) ECL-395 Delayed Egress, Code-Compliant Peel & Stick Door Sign <hr/>  <p>NOTE: Flex Conduit included (not shown)</p>	<p>\$6,226</p>
<p>DEx10EEXx1P-1 For pairs of doors</p> 	<p>Advantex Request-to-Exit Signal Rim Exit Device with Controller and components for a Pair of Doors</p> <p>Kit Includes:</p> <ul style="list-style-type: none"> (2) Detex 10 Series devices, brushed stainless finish, for 36" door, pushpad activates signal switch - surface strike (#99), includes endcap with flexible conduit loop & fittings (1) Controller / Power Supply with wiring diagram (1) SRN5W - Horn with adjustable tone settings (1) Keyswitch with momentary switching (Mortise cylinder included) (2) ECL-395 Delayed Egress, Code-Compliant Peel & Stick Door Signs <hr/>  <p>NOTE: Flex Conduit included (not shown)</p>	<p>\$9,210</p>

Contact factory for custom design EasyKits

EasyKits subject to additional restocking fee

NOTES







Even out here,
you're in control.

OUTDOOR DELAYED EXIT

Detex offers the only weatherized solution out there, which means you can go beyond alarm-only setups and prevent instant exit in any outside setting. Delayed exit, from the leaders in rugged outdoor security – that's the Detex effect.













Call 800-729-3839
detex.com/outdoordelayed

DETEX[®]

MODEL NO.	DESCRIPTION	PRICE
<p>WDEx10EEXx1S-4 For single door</p> 	<p>Advantex Weatherized Request-to-Exit Signal Rim Exit Device with Controller and components for Single Door</p> <p>Kit Includes:</p> <ul style="list-style-type: none"> (1) Detex 10 Series Weatherized device, brushed stainless finish, for 36" door, pushpad activates signal switch - surface strike (#99), includes endcap with flexible conduit loop & fittings (1) Controller / Power Supply with wiring diagram in NEMA 4X enclosure (1) SRN5W - Outdoor Horn with adjustable tone settings (1) Keyswitch with momentary switching (Mortise cylinder included) (1) Protective Clear Plastic Cover for Keyswitch (not shown) (1) Metal Outdoor Delayed Egress, Code-Compliant Door Sign  <p>NOTE: Flex Conduit included (not shown)</p>	<p>\$9,049</p>
<p>WDEx10EEXx1P-4 For pairs of doors</p> 	<p>Advantex Weatherized Request-to-Exit Signal Rim Exit Device with Controller and components for a Pair of Doors</p> <p>Kit Includes:</p> <ul style="list-style-type: none"> (2) Detex 10 Series Weatherized devices, brushed stainless finish, for 36" door, pushpad activates signal switch - surface strike (#99), includes endcap with flexible conduit loop & fittings (1) Controller / Power Supply with wiring diagram in NEMA 4X enclosure (1) SRN5W - Outdoor Horn with adjustable tone settings (1) Keyswitch with momentary switching (Mortise cylinder included) (1) Protective Clear Plastic Cover for Keyswitch (not shown) (2) Metal Outdoor Delayed Egress, Code-Compliant Door Signs  <p>NOTE: Flex Conduit included (not shown)</p>	<p>\$12,496</p>

Contact factory for custom design EasyKits

EasyKits subject to additional restocking fee

MODEL NO.	DESCRIPTION	PRICE
<p>WDExV40EEXx1S-20 For single door</p> 	<p>Value Series Weatherized Request-to-Exit Signal Rim Exit Device with Controller and components for Single Door</p> <p>Kit Includes:</p> <ul style="list-style-type: none"> (1) Value Series V40 Weatherized device, brushed stainless finish, for 36" door, pushpad activates signal switch - surface strike (#99), includes endcap with flexible conduit loop & fittings (1) Controller / Power Supply with wiring diagram in NEMA 4X enclosure (1) SRN5W - Outdoor Horn with adjustable tone settings (1) Keyswitch with momentary switching (Mortise cylinder included) (1) Protective Clear Plastic Cover for Keyswitch (not shown) (1) Metal Outdoor Delayed Egress, Code-Compliant Door Sign <hr/>      <p>NOTE: Flex Conduit included (not shown)</p>	<p>\$7,118</p>
<p>WDExV40EEXx1P-6 For pairs of doors</p> 	<p>Value Series Weatherized Request-to-Exit Signal Rim Exit Device with Controller and components for a Pair of Doors</p> <p>Kit Includes:</p> <ul style="list-style-type: none"> (2) Value Series V40 Weatherized devices, brushed stainless finish, for 36" door, pushpad activates signal switch - surface strike (#99), includes endcap with flexible conduit loop & fittings (1) Controller / Power Supply with wiring diagram in NEMA 4X enclosure (1) SRN5W - Outdoor Horn with adjustable tone settings (1) Keyswitch with momentary switching (Mortise cylinder included) (1) Protective Clear Plastic Cover for Keyswitch (not shown) (2) Metal Outdoor Delayed Egress, Code-Compliant Door Signs <hr/>      <p>NOTE: Flex Conduit included (not shown)</p>	<p>\$8,963</p>

Contact factory for custom design EasyKits

EasyKits subject to additional restocking fee



Aluminum Silver Std.

DETEX PART NUMBER	DESCRIPTION	PRICE
D4550AL	Surface Mounted Door Closer, Extra Heavy Duty Complete Set	\$599

HEAVY DUTY ASSEMBLIES

DETEX PART NUMBER	DOOR CLOSER	ARM	PRICE
D4550-H-A	DB-4550AL	A45-501HAL	\$642
D4550-P-H-A	DB-4550AL	A45-503HAL	\$642
D4550-T-A	DB-4550AL	A45-507TAL	\$650

EXTRA HEAVY DUTY ASSEMBLIES

DETEX PART NUMBER	DOOR CLOSER	ARM	PRICE
D4550-EDA-A	DB-4550AL	A45-505AL	\$642
D4550-EDA-H-A	DB-4550AL	A45-505HAL	\$714
D4550-EDA-S-A	DB-4550AL	A45-505SAL	\$702
D4550-EDA-HS-A	DB-4550AL	A45-505HSAL	\$776
D4550-EDA-CS-A	DB-4550AL	A45-505CSAL	\$884
D4550-EDA-HCS-A	DB-4550AL	A45-505HCSAL	\$884

PARTS

DETEX PART NUMBER	DESCRIPTION	PRICE
DB-4550AL	Surface Mounted Door Closer, Extra Heavy Duty Body Set	\$464
A45-501HAL	Heavy Duty Regular Arm Set with Hold Open	\$178
A45-503HAL	Heavy Duty Parallel Arm Set with Hold Open	\$178
A45-507TAL	Heavy Duty Track-Rail Arm Set	\$186
A45-505AL	Extra Heavy Duty Parallel Arm Set	\$178
A45-505HAL	Extra Heavy Duty Parallel Arm Set with Hold Open	\$250
A45-505SAL	Extra Heavy Duty Parallel Arm Set with Stop	\$238
A45-505HSAL	Extra Heavy Duty Parallel Arm Set with Hold Open and Stop	\$312
A45-505CSAL	Extra Heavy Duty Parallel Arm Set with Compression-Stop	\$420
A45-505HCSAL	Extra Heavy Duty Parallel Arm Set with Hold Open and Compression-Stop	\$420
P45-113AL	Parallel Bracket	\$66
P45-4040AL	Retrofit Plate (to mount to LCN 4040 hole pattern)	\$66

INDEX

A

- Access Control
 - Tailgate Detection 134-135
 - EasyKit 149
- Accessories
 - Keyswitch 56, 83, 113, 136
 - Motion Detector 113, 138
 - Push Button 137
 - Electric Strike 137
 - Weatherized Electric Strike 137
 - Electromagnetic Lock 138
 - Siren 138
 - Strobe 138
 - Horn/Strobe 138
 - Magnetic Switch - See Door Switches
 - Relay Kit 139
 - Power Transfer 51, 53-59, 66, 82-87, 91, 139
 - Electric Hinge 51, 53-59, 66, 82-87, 91, 139
 - Remote Indicating Panel, 139
 - Annunciator 139
- Advantex
 - Concealed Vertical Rod Exit Device
 - Narrow Stile 22-23
 - Wide Stile 26-29
 - Mortise Lock Exit Device 15
 - Rim Exit Device
 - Narrow Stile 18
 - Wide Stile 12
 - Surface Vertical Rod Exit Device
 - Narrow Stile 19
 - Wide Stile 13
 - High Security Exit Device
 - Concealed Vertical Rod 29
 - Surface Vertical Rod 14
 - Dummy Exit Device 32
 - Trim
 - Electrified Lever 17, 21, 31
 - Pulls & Plates 16, 20, 24, 31
 - Levers 16, 20, 24, 31
- Alarms
 - Hardwired Alarmed Exit Device (EA) 51
 - Battery Powered Alarmed Exit Device (EB) 82
 - Weatherized Battery Powered Alarmed Exit Device (EB W) 51, 53, 83
 - Battery Powered Exit Alarm (EAX-500) 126
 - Weatherized Battery Powered Exit Alarm (EAX-500W) 126
 - Hardwired Wall Mount Exit Alarm (EAX-2500) 127
 - Timed Bypass Exit Alarm (EAX-3500) 128
 - Battery Powered Door Prop Alarm (EAX-300) 129
 - Weatherized Battery Powered Door Prop Alarm (EAX-300W) 129
 - Hardwired Door Prop Alarm (EAX-411SK) 130
 - Hardwired Exit Alarm / Door Prop Alarm (EAX-4200SK) 130
 - Remote Alarms 130
- Aluminum Door
 - Concealed Vertical Rod Exit Device

- Narrow Stile 22
- Wide Stile 28
- Armor Loop 66, 91
- Automatic Operator
 - Single Door 103
 - Pair of Same Swinging Doors 104
 - Pair of Double Egress Doors 105
 - Accessory Kits/Packages 107-110
 - Button Post 111
 - Accessories 111-113
 - Activation Buttons 112
 - Service & Repair 113
- Automatically Operated Door 142-143

B

- Battery Eliminator 51, 82, 83, 133

C

- Certifications 10-11
- Concealed Vertical Rod
 - Narrow Stile 22-23
 - Wide Stile 26-28
- Cover Lock 99, 116, 119-121, 126-128, 132
- Cover Lock Key 116, 119-121, 126-128, 132
- Cylinder
 - Mortise Cylinder (MC65) 16-17, 20-21, 24-25, 30-31, 65, 72-73, 90, 124, 126-129
 - 7-pin SFIC Mortise Cylinder Housing (IC7) 16-17, 65, 72-73, 90, 124, 126-129
 - 7-pin SFIC Rim Cylinder Housing (IC7R) 16-17, 65, 72, 90, 119-121, 124
 - Rim Cylinder (RC65) 16-17, 20-21, 24-25, 30-31, 65, 72, 90, 119-121, 124
 - Collar, Long 65, 90, 124
 - Collar, Short 65, 90, 124
 - Bracket Kit 65, 90
 - Anchor Kit 65
 - Nut 16, 20, 24, 30, 72, 124
 - Nut Socket 16, 20, 24, 31, 72, 124
 - Key 116, 132

D

- Delayed Exit with Latch Retraction 54-55
- Door Closer 155
- Door Prop Alarm
 - Battery Powered (EAX-300) 129
 - Weatherized Battery Powered (EAX-300W) 129
 - Hardwired (EAX-411SK) 130
 - Hardwired (EAX-4200SK) 130
- Door Signage
 - Peel & Stick 66, 92, 126-129, 132
 - Outdoor 66, 92
 - Metal 117
 - Plastic 92, 117
- Door Switches 58, 126, 129, 131
- Double Door Holder 117
- DX Bolts 119-122

INDEX

E

EasyKits

- Access Control 149
- Delayed Egress 151
- Weatherized Delayed Egress 153--154
- Electrified Dogging 145
- Automatically Operated Doors 143

ECL-445K - See Rim Cylinder

Electrified Exit Devices

- Hardwired Exit Alarm (EA) 50-51, 81, 125
- Battery Powered Exit Alarm (EB) 50, 64, 81
- Weatherized Battery Powered Exit Alarm (EB W) 64, 81
- Electric Latch Retraction (ER EX) 53, 84
- Weatherized Electric Latch Retraction (ER EX W) 53, 84
- Electric Dogging (ED) 56, 83
- Delayed Egress (EE) 54-56, 85
- Delayed Egress with Latch Retraction (EE ER) 54
- Electric Switching (ES) 57, 86
- Electric Integration (EI) 57, 85
- Latch Bolt Signaling (LX) 58-59
- Request to Exit Signaling (EX) 58, 86
- Weatherized Request to Exit Signaling (EX W) 58, 86
- High Current
 - Latch Bolt Signaling (LXV) 58-59
 - Request to Exit Signaling (EXV) 58, 86
 - Weatherized Request to Exit Signaling (EXV W) 58, 86

Endcaps

- EC1 12-15, 18-19, 22-23, 26-29, 66
- Ramped - See EC1
- EC2 12-15, 18-19, 22-23, 26-29, 66
- Flush - See EC2

Exit Control Locks

- ECL-230D 115
- ECL-600 115
- ECL-620 115
- Accessories 116-117
- ECL-230X
 - Single Point 119
 - Two Point 120
 - Three Point 121
 - Accessories 122-123
- Vertical Rod Assemblies 118

F

- Fire-Rated 12-15, 18-19, 22-23, 26-29, 68-71
- Flex Conduit 51, 53-54, 56-59, 66, 82-87, 91

G

- Gate Accessories 67, 93, 122
- Glass Bead Kit 65, 91

H

- Hex Dogging Key 65, 91
- Hinge-Side Locking 119-122

Hollow Metal Door

- Concealed Vertical Rod Exit Device
 - Narrow Stile 23
 - Wide Stile 27
- Rim Exit Device 68
- Surface Vertical Rod Exit Device 70
- Hurricane-Rated 12-13, 18-19, 68, 70-71, 119, 121

J

- Junction Box 66, 91

K

- Keystop 12-15, 51, 54, 56-57, 64, 68-71, 82, 85, 97, 126-127, 129

L

- Lockdown 144-145
- Logic Controller 96-99

M

- Mortise Cylinder (MC65) - See Cylinder
- Mullion
 - Electrified 100
 - Keyed Removable 100
 - Removable 101

N

- Narrow Stile Door Kit 91

O

- Outdoor Delayed Exit 150-151
- Outdoor Latch Retraction 52-53, 84

P

- Plug-In Power Supply 133
- Power Supply 53-56, 83-85, 96-99

R

- Remote Alarms
 - Flush Mount
 - Battery Powered (CS940F/CS950F) 130
 - Hardwired (CS2940F/CS2950F) 130
 - Surface Mount
 - Battery Powered (CS940S/CS950S) 130
 - Hardwired (CS2940S/CS2950S) 130
- Rim Cylinder (RC65) - See Cylinder
- Ryobi - See Door Closer

S

- Security Screws 12-15, 18-19, 22-23, 26-29, 65, 68-71, 91, 97, 119-121
- Sex Nuts - See Security Screws
- Shaft Extension Kit 65, 90
- Silent Arming
- Slide-In Filler Kit
 - Hardwired Exit Alarm (EA) 64, 90
 - Battery Powered Exit Alarm (EB) 90
 - Weatherized Battery Powered Exit Alarm (EB W) 64, 90

INDEX

Request to Exit Switching (EX) 90
Weatherized Request to Exit Switching (EX W) 90
Less Dogging (LD) 64, 90
Hex Dogging (HD) 64, 90
Cylinder Dogging (CD) 64, 90

Sneak Detection 134-135

Strikes

Non-Handed Curved Lip Strike (90) 15, 64
ANSI Flat Lip Strike (91) 15, 64
Double Door Short Open Back (92) 15, 64
Double Door Long Open Back (93) 15, 64
Double Door (94) 12, 18, 64, 68, 91
Top Strike (95T) 22-23, 22-26-28, 64
Bottom Strike (95B) 14, 23, 26-29, 64

Surface Non-Roller

96 70-71, 91
96 Top 19, 64
97 Top 13, 64
99 12, 18, 64, 68, 91

Dustproof

96B Bottom 19, 64, 70-71, 91, 120-121
97 Bottom 13-14, 64
Semi-Mortise (98) 12, 18, 64, 68-69, 91
Bottom Strike (103546) 70-71
Hook Kit (SHK1) 64, 91

Surface Vertical Rod

Conversion Kit 65
Narrow Stile 19
Wide Stile 13-14

T

Tailgate Detection 140-141
Through Bolt Mounting Plate 65
Tornado-Rated 14, 29
Transformer 51, 56, 82-83, 133

V

Value Series

Rim Exit Device
Narrow Stile 69
Wide Stile 68
Surface Vertical Rod Exit Device
Narrow Stile 71
Wide Stile 70

Trim

Electrified Lever 73
Pulls & Plates 72
Levers 72

Vertical Rod Assemblies 118

W

Warranty 9
Wood Door
Concealed Vertical Rod Exit Device 26

NOTES

Distributors and suppliers in good standing with Detex have access to DSI products. Contact DSI for additional information.

www.dsigo.com
800-272-3555
sales@dsigo.com

DSI, a Detex Company, has been making quality security products you can depend on right here in the U.S.A. for more than 30 years. DSI offers a full range of access management products to fit building aesthetics while meeting today's most demanding security requirements.



ES8900 Slimline Turnstile

NOTES

ALL YOU NEED TO BECOME AN EXPERT.



SIGN UP FOR TRAINING

detex.com/webinars

detex.com/training

Online and In-Person Training from Detex

Grab your real screwdriver or your virtual screwdriver and get into some of the industry's most innovative safety and security hardware at Detex training sessions, both online and in person.

Benefit from learning experiences that'll make you an expert in our advanced products and see for yourself how easy it is to make facilities more secure.



Problem with a product?

4 ways to get the help you deserve

Call Detex tech support

800-729-3839, menu item 2

E-mail Detex tech support

support@detex.com

Text photos to Detex tech support

830-481-6433 or 830-358-2787

Fill out the online form

www.detex.com/support

DETEX[®]
A Century of Security
1923-2023

Helpful Links

To contact Detex technical support

www.detex.com/support

To contact Detex customer service

www.detex.com/cs

To find your nearest international representative

www.detex.com/ireps

To find your nearest domestic representative

www.detex.com/rep

To view the online price list (PDF & Excel available)

www.detex.com/pricing

To view all How To Order pages

www.detex.com/hto

To view common product applications on the Industries

www.detex.com/IC

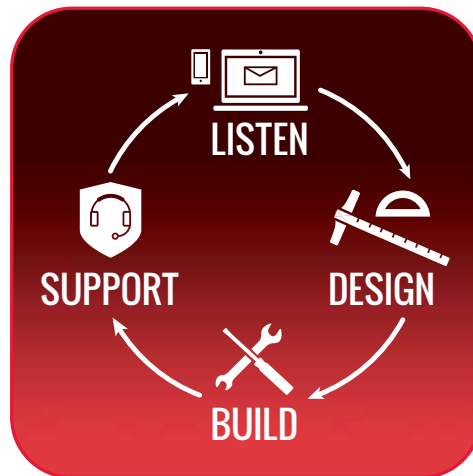
To sign up for our monthly newsletter

www.detex.com/productnews

To see the trade shows we will be attending

www.detex.com/trade-shows

**For the most up-to-date price list
visit www.detex.com/pricing**



DETEX[®]
A Century of Security
1923-2023

Detex Corporation
302 Detex Drive
New Braunfels, Texas 78130-3045 USA
PH: (830) 629-2900
(800) 729-3839
FAX: (800) 653-3839
<http://www.detex.com>
USA Sales:
marketing@detex.com
International Sales:
export@detex.com