



BEST Mechanical & Electronic Locks; Keys/Cores, Access & Door Closers Price List

PL76 | January 2024



BEST: Setting the Standard for Security

How To Order – EHD9000 -- AVB body; PC90 Cover and SNDTPK90 Fasteners ship automatically unless other options are specified in nomenclature:

EHD90 16		AF90P		Specify		Specify		Specify		689	
Model	Spring	Body Option	Arm	Accessory Brackets	Cover Options	Fasteners	Accessory Plates	Other Accessories	Available Finish		
EHD90	16 Adjustable size 1-6 +50% power over size 6 to meet PT4C and barrier-free ADA requirements	DA AVB - Combination DA + AVB Standard select is AVB (Advanced variable backcheck)	AF90P, AF90J, AF90, FH90, FHP90, FHJ90, PH90, PHP90, DS90, DST90, SDS90, SDST90, IS90, ISH90, SIS90, SISH90, ISJ90, ISJH90, SISJ90, SISJH90, SPA90, SPAT90, T90, FT90, JT90, PT90, TDE90L, TDE90R, TH90, FTH90, JTH90, PTH90, TDEH90L, TDEH90R, LA	PFT90, PD90, PHB90, MJ90, P90	MC90 - Metal lined LL90 - Lead lined Standard select is PC90 (plastic)	TX90 - Torx security screws Standard select is SNDTPK90 (Self-drilling & tapping, thru bolts 1-3/4" door with machine screws)	BP90, DB90	AB90, NFHD90, FTHD90, BSHD90, BSNFHD90	Painted 600 Primed 689 Aluminum 691 Dull bronze 693 Black 695 Dark duranodic bronze 696 Gold	Plated: 605 Polished brass 606 Satin brass 611 Polished bronze 612 Satin bronze 613 Oxidized satin oil-rubbed bronze 618 Polished nickel 619 Satin nickel 625 Polished chrome 626 Satin chrome 630 Satin stainless	
EHD90										697.00	

Spring size	Description	Price
16	Adjustable size 1-6 +50% power over size 6 to meet PT4C and barrier-free ADA requirements	Incl

Complete Unit Pricing

Arm Option	Description	List Painted	List Plated
AF90P	Standard flat form arm, tri-pack	697.00	1244.00
AF90J	Top jamb flat form arm for 4-8" reveal	693.00	1240.00
AF90	Regular or top jamb flat form arm for to 4" reveals	691.00	1238.00
FH90	Friction hold open arm	748.00	NA
FHP90	Friction hold open arm, tri-pack	759.00	NA
FHJ90	Top jamb friction hold open arm for 4-8" reveal	752.00	NA
PH90	Regular/Top jamb plunger hold open arm	909.00	1307.00
PHP90	Parallel/Top jamb plunger hold open arm	913.00	1404.00
DS90	Heavy duty parallel arm with stop	783.00	1266.00
DST90	Heavy duty parallel arm with hold open and stop	851.00	1388.00
SDS90	Heavy duty parallel arm with compression stop	998.00	1666.00
SDST90	Heavy duty parallel arm with hold open and compression stop	1063.00	1738.00
IS90	Heavy duty regular/top jamb arm with stop	1021.00	1490.00
ISH90	Heavy duty regular/top jamb arm with hold open and stop	1043.00	NA
SIS90	Heavy duty regular/top jamb arm with compression stop	1043.00	1694.00
SISH90	Heavy duty regular/top jamb arm with hold open and compression stop	1211.00	NA
ISJ90	Heavy duty top jamb arm with stop for 3-1/2"-6-1/2" reveal	1058.00	1518.00
ISJH90	Heavy duty top jamb arm with hold open and stop for 3-1/2"-6-1/2" reveal	1128.00	NA
SISJ90	Heavy duty top jamb arm with compression stop for 3-1/2"-6-1/2" reveal	1173.00	1726.00
SISJH90	Heavy duty top jamb arm with hold open and compression stop for 3-1/2"-6-1/2" reveal	1243.00	NA
SPA90	Heavy duty parallel arm	735.00	1268.00
SPAT90	Heavy duty parallel arm with thumb-turn hold open	802.00	1266.00
T90	Track arm, pull side door mounted	752.00	1268.00
FT90	Flush track arm, push side transom mounted	752.00	1268.00
JT90	Jamb track, pull side frame mounted	752.00	1268.00
PT90	Push track arm, push side soffit mounted	752.00	1268.00
TDE90L	Track arm double egress, pull side frame mounted, left handed	878.00	NA
TDE90R	Track arm double egress, pull side frame mounted, right handed	878.00	NA
TH90	Track arm with hold open, pull side door mounted	786.00	1303.00
FTH90	Flush track arm with hold open, push side transom mounted	786.00	1303.00
JTH90	Jamb track with hold open, pull side frame mounted	786.00	1303.00
PTH90	Push track arm with hold open, push side soffit mounted	786.00	1303.00
TDEH90L	Track arm with hold open double egress, pull side frame mounted, left handed	912.00	NA
TDEH90R	Track arm with hold open double egress, pull side frame mounted, right handed	912.00	NA

Body Add-On Options

Option	Category	Description	List Add
AVB	Body	AVB body ships automatically unless other option is specified in nomenclature	Incl.
DA AVB	Body	Combination of both DA + AVB - must be specified in nomenclature	Add 49.00

Cover Add-On Options

Option	Category	Description	List Add
PC90	Cover	Full size plastic cover ships automatically unless other option is specified in nomenclature	Incl.
MC90	Cover	Metal cover non-handed (removable mouse hole)	Add 56.00
LL90	Cover	Lead lined cover non-handed (removable mouse hole)	Add 83.00

Accessories Bracket Add-On Options

Item	Category	Description	List Add Painted	List Add Plated
PD90		PA bracket for non hold open arm applications to clear surface applied stop / holder	60.00	128.00
PFT90		PA bracket for hold open and non hold open applications to mount PFT bracket flush to transom	46.00	122.00
PHB90		PA bracket for friction hold open arm. Included w/ with FHP arm	28.00	109.00
P90		PA bracket for non hold open arm applications	46.00	122.00
FTHD90		Angled flush transom bracket for heavy duty PA applications where normal soffit conditions don't exist	63.00	NA
MJ90		Mortised jamb bracket for reg mount non hold open applications where normal foot can't be used	40.00	NA

Fastener Add-On Options

Option	Category	Description	List Add
SNDTPK90	Fastener	SNDTPK90 ships automatically unless other option is specified in nomenclature	Incl.
TX90	Fastener	Torx security screws	Add 49.00

Accessory Plate Add-On Options

Item	Category	Description	List Add Painted	List Add Plated
BP90	Backplate	Backplate typically for TJ mount closer body w/ restricted ceiling clearance	85.00	NA
DP90	Drop plate	Drop plate for PA mounted closer body to doors' top rail or TJ w/ restricted ceiling clearance	85.00	NA

Accessories

Item	Category	Description	List Add Painted	List Add Plated
AB90	Bracket	Angle bracket for PA and TJ mount where field conditions require to mount closer body to bracket	85.00	NA
BSHD90	Spacer	Blade stop spacer for HD PA mounted applications. Spacer fits against frame's stop	41.00	NA
NFHD90	Bracket	Angled narrow frame bracket to give support to HD PA arms. Used in conjunction with BSHD	40.00	116.00
BSNFHD90	Kit	BSHD90 + NFHD90 kit	81.00	NA

Custom /Designer Colour Add-On Options

Option	Category	Description	List Add
RAL Custom Color	Finish	Custom painted finish selected from RAL color pallet book. (Per order; per color set up, net; no discount applied)	Net 143.00
RAL Custom Color	Finish	Per closer	Add 50.00
Designer Color	Finish	Designer painted finish color matched to supplied samples. (3"x 2"x 3" samples required) (Per order; per color set up, net; no discount applied)	Net 325.00
Designer Color	Finish	Per closer	Add 50.00

Body Package Less Arm

Item	Description	List Painted	List Plated
EHD9016 LA	Adj 1-6 +50% power advanced variable backcheck closer AVB with/ PC90 cover & SNDTPK90	568.00	941.00
EHD9016 DA AVB LA	Adj 1-6 +50% power delayed action, advanced variable backcheck closer w/ PC90 cover SNDTPK90	616.00	990.00

Accessories

Item	Description	List Add Painted	List Add Plated
AF90P	Standard flat form arm, tri-pack	151.00	349.00
AF90J	Top jamb flat form arm for 4-8" reveal	143.00	261.00
AF90	Regular or top jamb flat form arm for to 4" reveals	141.00	258.00
FH90	Friction hold open arm	178.00	NA
FHP90	Friction hold open arm, tri-pack	191.00	NA
FHJ90	Top jamb friction hold open arm for 4-8" reveal	184.00	NA


Accessories

Item	Description	List Add Painted	List Add Plated
PH90	Regular/Top jamb plunger hold open arm	281.00	500.00
PHP90	Parallel/Top jamb plunger hold open arm	286.00	609.00
DS90	Heavy duty parallel arm with stop	210.00	396.00
DST90	Heavy duty parallel arm with hold open and stop	269.00	453.00
SDS90	Heavy duty parallel arm with compression stop	384.00	534.00
SDST90	Heavy duty parallel arm with hold open and compression stop	446.00	593.00
IS90	Heavy duty regular/top jamb arm with stop	376.00	604.00
ISH90	Heavy duty regular/top jamb arm with hold open and stop	432.00	NA
SIS90	Heavy duty regular/top jamb arm with compression stop	469.00	738.00
SISH90	Heavy duty regular/top jamb arm with hold open and compression stop	528.00	NA
ISJ90	Heavy duty top jamb arm with stop for 3-1/2"-6-1/2" reveal	406.00	628.00
ISJH90	Heavy duty top jamb arm with hold open and stop for 3-1/2"-6-1/2" reveal	462.00	NA
SISJ90	Heavy duty top jamb arm with compression stop for 3-1/2"-6-1/2" reveal	499.00	605.00
SISJH90	Heavy duty top jamb arm with hold open and compression stop for 3-1/2"-6-1/2" reveal	557.00	NA
SPA90	Heavy duty parallel arm	168.00	352.00
SPAT90	Heavy duty parallel arm with thumb-turn hold open	227.00	410.00
T90	Track arm, pull side door mounted	184.00	428.00
FT90	Flush track arm, push side transom mounted	184.00	428.00
JT90	Jamb track, pull side frame mounted	184.00	428.00
PT90	Push track arm, push side soffit mounted	184.00	428.00
TDE90L	Track arm double egress, pull side frame mounted, left handed	261.00	NA
TDE90R	Track arm double egress, pull side frame mounted, right handed	261.00	NA
TH90	Track arm with hold open, pull side door mounted	215.00	458.00
FTH90	Flush track arm with hold open, push side transom mounted	215.00	458.00
JTH90	Jamb track with hold open, pull side frame mounted	215.00	458.00
PTH90	Push track arm with hold open, push side soffit mounted	215.00	458.00
TDEH90L	Track arm with hold open double egress, pull side frame mounted, left handed	289.00	NA
TDEH90R	Track arm with hold open double egress, pull side frame mounted, right handed	289.00	NA
M8X30	Arm screw only (arm type determines screw)	6.00	NA
M8X16	Arm screw only (arm type determines screw)	6.00	NA
SNDDPK90	Standard self-drilling, self tapping and through bolts (replacement pack)	46.00	NA



BEST Hinges & Door Accessories Price List

PL76 | January 2024



BEST: Setting the Standard for Security

What's New

This price book PL76 dated January 2024 contains updated product information. PRICES DID NOT CHANGE. All changes are listed below and take effect January 2, 2024.

BEST Hinges

- NO CHANGE TO PRICES
- Multiple selection changed from 1 Ea to 30 Ea for all Quick Shim hinges:
QKSFBB168 QKSFBB168NRP, QKSFBB179 QKSFBB179NRP, QKSFBB191 QKSFBB191NRP, QKSFBB199 and QKSFBB199NRP
- Some product descriptions clarified or updated

Contents

Terms and Conditions of Sale	3
Hinge Sizes	6
Hinge Options	7
Finish Symbols and BHMA Finish Numbers	8
Quick Connect Harness	9
Pricing Extras	10
Emergency Hardware	14
Five Knuckle Hinges	15
Pivot Reinforced Hinges	38
Five Knuckle Swing Clear Hinges	41
Wardrobe Pivots	44
Edge Guards	47
Steel and Stainless Steel Continuous Hinges	48
Aluminum Continuous Hinges	51
Two Knuckle Hinges	60
Residential Hinges	60
Detention Hinges	61
Three Knuckle Hinges	62
Spring Hinges	76
Miscellaneous Parts	79
EDP Number to Class Number Cross Reference	80
Quoting & Ordering	98
Returns	99

BEST Hinges and Hardware Contact Information

Hours of Operation: Monday – Friday, 8:00 am – 5:00 pm EST
Toll Free Phone: 1.855.365.2407
Toll Free Fax: 1.877.835.1030
www.bestaccess.com

Acceptance. The following Terms and Conditions of sale are applicable to all Quotations, Contract, Purchase Orders, Order Acknowledgement Forms, and sales of Seller's services and products, and are the only applicable terms and conditions thereto, except for terms establishing prices, quantities, delivery schedules, terms of payment, invoicing, shipping instructions, and the identification of the products associated with each transaction. If any conflict exists between the Terms and Conditions and a Quotation, Purchase Order, Order Acknowledgment form, or sale, these Terms and Conditions shall prevail BY REQUESTING A QUOTATION OF ORDERING ANY PRODUCTS OR SERVICES FROM SELLER, BUYER AGREES TO ALL THE FOLLOWING TERMS AND CONDITIONS. If a written contract signed by both parties is in existence covering the sale of the goods and services, the terms and conditions of the contract shall control to the extent they are inconsistent with these Terms and Conditions.

1. Order Procedure. Buyer may or may not request the preparation of a Quotation prior to ordering any products or services from Seller. Buyer then shall place a Purchase Order with Seller. By placing a Purchase Order, Buyer makes an offer to purchase products or services from Seller pursuant to these Terms and Conditions. Seller, in its discretion, may accept or reject the Purchase Order. If Seller accepts the Purchase Order, Seller shall issue an Order Acknowledgement Form confirming Buyer's order. No Purchase Order is binding on Seller unless accepted by Seller as provided in these Terms and Conditions.

2. Quotations. All Quotations by Seller are subject to change or withdrawal without prior notice to Buyer unless otherwise specifically stated in the Quotation. Quotation prices are valid on Purchase Orders placed within 90 days of the quote being issued, unless otherwise specifically stated in the quotation. If no order is placed within the stated time frame, prices may be adjusted to reflect the then-current published prices, surcharges, escalators, or other pricing adjustment due to, among other things, costs of materials, labor, transportation, taxes, duties, and other cost increases to Seller. All resulting Purchase Orders become effective only if and when approved and accepted in writing by Seller by the issuance of its Order Acknowledgement Form. Seller reserves the right to discontinue manufacture of any products or change products materials, design, or specifications without notice.

Quotation prices are valid on Purchase Orders placed within 90 days of the quote being issued, unless otherwise specifically stated in this quotation. If no order is placed within the stated time frame, prices may be adjusted to reflect the then-current published prices, surcharges, escalators, or other pricing adjustment due to, among other things, costs of materials, labor, transportation, taxes, duties, and other cost increases to Seller. All resulting Purchase Orders become effective only if and when approved and accepted in writing by Seller by the issuance of its Order Acknowledgement Form. All Quotations and resulting orders are subject to Seller's Terms and Conditions set forth in the price book

3. Site Requirements.

- a. The Quotation is contingent upon all work being performed during normal business hours unless otherwise negotiated and a mutually agreeable schedule. The Quotation is calculated on one continuous installation engagement based on acceptable site conditions where other dependent scopes have completed preparation for proposed materials [i.e. electrical work, floor work, adjacent construction]. When Buyer has given authorization for work to begin, no other scopes may impede Seller's ability to complete installation in agreed upon area. Seller reserves the right to invoice for costs that are incurred due to unacceptable site conditions or delays by others resulting in additional installation visits.

- b. Signed acceptance by Buyer of shop drawings and/or submittals shall be interpreted as acceptance that proposed scope is the correct interpretation of construction documents. Any field verification and/or work required by others as detailed in the submittal will be provided and coordinated by Buyer. Work shall not begin nor shall orders be placed for any projects until all shop drawings and submittals have been approved in writing by Buyer.

4. Warranty. Seller warrants only that all products sold pursuant to a Quotation or Purchase Order will conform to the description in the Price Book and will be free from defects in workmanship and materials. The duration of each product warranty is dependent on the particular product. Refer to EAD & DHW warranty statement. Extended warranties may be available for an additional cost. Seller is not responsible for defects or damages caused by wear and tear, consumable materials, vandalism, fires, storms, floods, acts of God, misuse, abuse or alteration by any company other than Seller. Seller further warrants that Buyer will receive good and valid title to the products. Any claim on account of nonconforming or defective products or for any other cause whatsoever shall conclusively be deemed waived by Buyer unless written notice thereof is given to Seller promptly after discovery but no later than sixty (60) days from date of shipment. Seller shall have the right either to replace or repair any nonconforming or defective products, to refund the purchase price upon return of the products, or to grant a reasonable allowance on account of such nonconformance or defect Seller's liability and Buyer's exclusive remedy for nonconforming or defective products shall be limited solely to replacement, repair, refund, or allowance as Seller may elect. Seller shall be given reasonable opportunity to investigate all claims and no materials shall be returned to Seller until after inspection and approval by Seller and receipt by Buyer of written shipping instructions from Seller. Buyer acknowledges and agrees that the remedies set forth in this paragraph are Buyer's exclusive remedies for the delivery of nonconforming or defective products.

Additional Warranties

- a) No credit will be provided for any work completed by others during warranty term.
- b) Warranty work will be performed during normal business hours with our standard response times. Any warranty work taking place beyond normal business hours or with expedited response time may be billable.
- c) Products repaired or replaced under the warranty are warranted only through the remainder of the original warranty period.

Disclaimer of Further Warranties. Except as set forth above, there is no warranty, representation, or condition of any kind, express or implied (including no warranty of merchantability or fitness of the products for any use contemplated by Buyer) concerning Seller's products or services and none shall be implied by law.

5. Limitation of Liability and Remedies. Seller shall not be liable, and Buyer waives all claims against Seller for any incidental, consequential, or special damages, including without limitation, lost revenues and profits even if Seller has been advised of the possibility of such damages. Buyer's exclusive remedy for any cause of action under these Terms and Conditions is a claim for damages and in no event will damages or any other recovery of any kind against Seller exceed the purchase price of the specific products or services as to which the claim is made. Seller will not be liable to Buyer for any loss, damage, or injury to persons or property resulting from the handling, storage, transportation, resale, or use of the products in manufacturing processes, or in combination with other substances, or otherwise.

6. Intellectual Property Indemnification. (a) Seller agrees to defend, indemnify and hold Buyer harmless against any claims, costs, damages, liability and expenses resulting from actual or alleged patent, trademark, or copyright infringement, misappropriation of confidential information, or violation of any other intellectual property right, domestic or foreign, in the selling or use of any part or product that is owned by Seller and that pertains to the subject matter of a Quotation, Purchase Order, or sale of products or services (provided that the product is not modified in anyway by Buyer or any other party, and that the product is used in the manner intended by Seller). If a suit or claim results in any injunction or any other order that would prevent Seller from supplying any product falling under a Quotation, Purchase Order, or sale, or if the result of such a suit or claim would, in the reasonable opinion of Seller, otherwise cause Seller to be unable to supply such products, Seller shall have the right, at its option, if it so chooses, to do one or more of the following: (i) secure an appropriate license to permit Seller to continue supplying the products to Buyer; (ii) modify the relevant product so that it becomes non-infringing, provided that any modification does not cause any material change to the operation or performance of the product; or (iii) replace the relevant product with a non-infringing but practically equivalent product. (b) Buyer agrees to defend, indemnify, and hold Seller harmless against any claims, costs, damages, liability and expenses resulting from actual or alleged patent, trademark, or copyright infringement, misappropriation of confidential information, or violation of any other intellectual property right, domestic or foreign, in the making, using or selling of any product or using any process that is owned by Buyer or is designed or specified by Buyer and that pertains to the subject matter of a Quotation, Purchase Order, or sale.

7. Ownership of Inventions. All drawings, know-how, designs, confidential information, and the like disclosed to Buyer by Seller and all rights therein will remain the property of Seller. Buyer shall have no claim to, ownership interest in, no license to, or no rights to any information provided or communicated by Seller.

8. Lead Times. If applicable, lead times are based on standard requirements by factory to provide materials proposed. Ship dates will be provided as estimate only once order is placed with the factory. Adequate packaging will be provided for any normal shipping circumstance such that materials will be protected and labeled as required. Special packaging may be provided for an additional expense. Shipping will be cost effective unless expedited fees are accepted by Buyer. If materials are to be provided to job site or Buyer location, dormakaba will make an informed decision as to the best instruction to provide the shipping company. If materials are not required to have direct delivery, materials will be brought to branch for pickup by Buyer. All freight terms shall be FOB. Any claims for damage in transit or lost freight, receiving, and inspection of materials is the responsibility of Buyer. It is a requirement of Buyer to inspect and review all materials prior to accepting shipment.

9. Title/Risk of Loss. All products shall be shipped FOB Seller's manufacturing facility to Buyer's designated delivery location. Unless otherwise agreed by the parties, Seller shall select the method of and carrier for the products. Seller reserves the right to ship items in a single or in multiple shipments. Title and risk of loss to products ordered passes to Buyer upon delivery of the products to the freight carrier. Unless mutually agreed upon in writing, shipping dates are approximate and are based upon prompt receipt of all necessary information.

10. Prices. Quoted price is valid for 90 days. Seller reserve the right to revise quotations after the 90 days. All accepted Purchase Orders are subject to Seller's price in effect at time of shipment. Buyer shall be responsible for any increase in freight rates or transportation charges occurring after Seller prepared the Order Acknowledgment Form. on the Order Acknowledgment Form. Buyer shall pay to Seller in addition to the purchase price the amount of all fees, duties, licenses, and all sales, use, privilege, occupation, excise, or other taxes, federal, state, local, or foreign which Seller is required to pay or collect in connection with products or services sold to Buyer.

11. Payments. Unless otherwise agreed in writing between the parties, all Seller's invoices are payable within thirty (30) days of their date. Time is of the essence. Interest on past due amounts will be assessed at the rate of 2% per month (24% per annum), or the maximum allowable by law.

Seller reserves the right to full payment upon completion of work unless credit is pre-established. For any work requiring materials purchase or scheduling, a 50% deposit is due at time of proposal acceptance. Twenty percent (20%) of the Quotation, Purchase Order value may be billed after job award. Joint check agreements may be requested at the discretion of Seller. If payment is outstanding for any one account, work may be stopped and outstanding orders cancelled until account is restored. Should Seller require the use of collection, attorney's fees, or fees for insufficient funds, Buyer agrees that these funds will be repaid to Seller. Seller retains the right to file a lien against all or part of the property being improved. Seller reserves the right to add a 2.5% charge if invoice becomes delinquent beyond terms.

12. Cancellation. In the event a Buyer's Purchase Order and the issuance of an Order Acceptance Form is cancelled, it will be subject to standard 35% restocking fees, cancellation fees, engineering fees, materials & freight costs incurred, and administrative fees. Standard cancellation is 20% of order as long as no materials have been ordered. Should Buyer release material orders, Buyer will be liable for that portion of the job and 20% of the remaining amount of work unperformed/unordered.

13. Storage. If applicable, Seller reserves the right to implement a storage fee if delivery is delayed after agreed upon date. Should project timeline require storage of materials, Seller reserves the right to bill for those materials at the time they have been received at a Seller location, Buyer location, or at job site. Certificate of insurance for stored materials can be provided to Buyer upon request. Signed acceptance by Buyer of shop drawings and/or submittals shall be interpreted as acceptance that proposed scope is the correct interpretation of construction documents. Any field verification and/or work required by others as detailed in the submittal will be provided and coordinated by Buyer.

14. Insolvency. Seller may, at any time or times, suspend performance of any order or require payment in cash, security, or other adequate assurance satisfactory to Seller when, in Seller's opinion, the financial condition of Buyer or other grounds for insecurity, including the filing of a petition for bankruptcy, warrant such action.

15. Force Majeure. Seller shall not be liable for any delay in fulfilling any order due to (a) fires, floods, strikes, or other labor disputes, accidents to machinery, acts of sabotage, riots, precedence or priorities granted at the request or for the benefit, directly or indirectly, of the federal or any state government or any subdivision or agency thereof, delays in transportation or lack of transportation facilities, restrictions imposed by federal or state legislation or rules of regulations thereunder; or (b) any cause beyond the control of Seller.

16. Ownership of Equipment. Unless otherwise agreed in a writing, all material, equipment, facilities, and special tooling, which term includes but is not limited to jigs, dies, fixtures, molds, patterns, special taps, special gauges, special test equipment, and manufacturing aids and replacements thereof, used in the manufacture of the products covered by any order shall remain the property of Seller. Any material, tooling, and equipment furnished to Seller by Buyer shall be and remain the personal property of Buyer with the title to and right of possession remaining in Buyer.

17. Confidential Information. All information furnished or made available by Seller to Buyer in connection with a transaction shall be held in confidence by Buyer. Buyer agrees not to use such information or disclose such information to others without Seller's prior written consent. The obligations of this paragraph does not apply to any information which (a) at the time of disclosure was, or thereafter becomes, generally available to the public by publication or otherwise through no breach by Buyer of any obligation herein, (b) Buyer can show by written records

was in Buyer's possession prior to disclosure by the disclosing party, (c) is legally made available to Buyer by or through a third party having no direct or indirect confidentiality obligation to Seller with respect to such information, (d) was independently developed by Buyer without use of any of Seller's confidential information, or (e) is required to be disclosed pursuant to applicable law.

18. Waiver. No waiver by Seller of any of these Terms and Conditions shall be effective unless explicitly set forth in writing and signed by Seller. No failure to exercise, or delay in exercising, any rights, remedy, power, or privilege arising from these Terms and Conditions shall operate or be construed as a waiver thereof, nor shall any single or partial exercise of any right, remedy, power, or privilege hereunder preclude any other or further exercise thereof or the exercise of any other right, remedy, power or privilege.

19. Assignment. No assignment of any right or interest or delegation of any obligation or performance of Buyer under this order may be made without the prior written consent of Seller. Any attempted assignment or delegation will be wholly void and totally ineffective for all purposes.

20. Choice of Law. All sales, agreements for sale, offers to sell, proposals, acknowledgments and contracts of sale, including, but not limited to, Purchase Orders accepted by Seller, shall be considered a contract under the laws of the State of Delaware, and the rights and duties of all persons, and the construction and effect of all provisions hereof, shall be governed by and construed according to the laws of the State of Delaware.

21. Integration Clause. These Terms and Conditions constitute the entirety of terms and conditions, except as set forth in paragraph one, governing the sale and purchase of products and services sold by Seller. No modification of these Terms and Conditions shall be of any force or effect unless in writing and signed Seller and Buyer. Buyer may desire to utilize its own form of acknowledgment or acceptance of these Terms and Conditions. However, the use of any such form shall be for convenience only. No modification of these Terms and Conditions shall be affected by the acknowledgment or acceptance of purchase orders, shipping instruction forms, bills of lading or any other document containing terms or conditions at variance with or in addition to those set forth herein, all such varying or additional terms being hereby objected to and rejected by Seller and deemed to be waived by Buyer.

22. Installation Projects. Communication: Buyer shall communicate all of these installation terms to any end-user receiving installation services from dormakaba. **Work Execution:** Any installation quote is prepared with the understanding that openings within the scope of work ("Work") have doors and frames in good working order. dormakaba will perform the Work in the order set forth in a field survey conducted by an end-user, an end-user consultant, or Buyer prior to beginning the installation. Work shall occur weekdays during normal business hours (M-F, 8am – 5pm, local time). Work performed outside of normal business hours is available at a rate of 135% of the normal base rate. Any Work requested to be performed outside of normal business hours will require start and stop time confirmation with installation site, such start and stop time to be obtained by the Buyer or the end-user. Installation Projects are performed as one continuous installation event, from commencement until the completion of the installation. Unless specifically noted otherwise in writing, there will be additional charges for delays or additional trips not caused by dormakaba. Commencement of installation is conditioned on acceptable site conditions, including the completion of dependent scopes of work (e.g., electrical work, keying meetings, distribution of credentials). When Buyer or end-user has given authorization for work to begin, Buyer or end-user shall ensure no other scopes may impede dormakaba's ability to complete installation in agreed upon area. dormakaba reserves the right to assess a fee for costs incurred due to unacceptable site conditions or delays by others resulting in additional installation visits. Union labor, prevailing wage, and certified payroll are excluded from the installation quote unless otherwise set forth in writing. Insurance certificates will be provided upon request. Coverage is limited to the types and amounts set forth on the insurance certificate. Includes execution of materials only as detailed within proposal. **Additional Charges:** Additional charges may be assessed for delays or additional install time to correct any deficiencies or discrepancies between scope of

work and actual jobsite. Any dormakaba materials delivered to Buyer but missing from installation site will be reordered at customer's expense. Any hardware changes or change orders shall be quoted on a separate proposal and timeline. **Storage:** dormakaba reserves the right to assess a storage fee if Buyer or end-user causes delivery to be delayed after the agreed upon delivery date. Should project timeline require storage of materials after delivery to Buyer or end-user, through no act or omission of dormakaba, dormakaba reserves the right to assess a storage fee, Buyer location, or at job site. Certificate of insurance for stored materials can be provided to Buyer upon request. **Exclusions:** Unless explicitly included in the installation quote, these are excluded: Distribution to staff of any form of keys, fobs or cards or credentials; any temporary security, barricades, or signage; all carpentry work outside of this specification including drywall, paint, framing, patching of existing holes, etc.; union labor, prevailing wage & certified payroll unless noted otherwise; permits are the responsibility of the end-user; Any special consideration for asbestos and lead paint hazards; any bonds; disposal of material and packaging; damage from negligence, vandalism or Force Majeure; cleaning of site beyond broom clean; cost for special insurance requirements; consumable materials (e.g., batteries); any electrical work including 120v connections and low voltage wiring pulls; and other similar categories of labor and materials not included in the installation quote.

23. Installation Warranty dormakaba will provide one (1) year warranty on materials to be free from manufacturer defects and on installation labor performed. Extended warranties are available for an additional cost. dormakaba is not responsible for defects or damages caused by wear and tear, consumable materials (e.g., batteries), vandalism, fires, storms, floods, acts of God, misuse, abuse, or alteration on by any company other than dormakaba. No credit will be provided for any work completed by others during warranty term. dormakaba reserves the right to withhold the performance of warranty work if Buyer payments have become past due. Warranty work will be performed during normal business hours with our standard response times. Any warranty work taking place beyond normal business hours or with expedited response time may be billable. In the event that Buyer, its agents, employees, successors, and/or assigns tampers with, misuses, removes any parts, or adds any parts or equipment, Buyer agrees to indemnify, save and hold harmless dormakaba, its agents, employees, successors, and/or assigns, from any and all liability, damages, or losses, including reasonable attorney's fees, arising out of, or incidental to, the aforementioned conduct. dormakaba warrants that all goods manufactured by dormakaba and all services provided by dormakaba hereunder will be free from defects in workmanship and materials for twelve (12) months from the date of final project invoice to the carrier, unless sold as "With All Faults", "Shop", "As Is", "As They Stand" or other similar designation. Products repaired or replaced under the warranty are warranted only through the remainder of the original warranty period.

April 2023

Hinge Sizes

3K Class #s	CB5K Class #s	F/BB 5-Knuckle Class #s	Height x Width																																								
			3 x 4	3/1/02	3-1/2 x 3	3-1/2 x 3-1/2	3-1/2 x 4	3-1/2 x 5	3-1/2 x 6	4	4 x 3-1/2	4 x 4	4 x 5	4 x 6	4 x 7	4/1/02	4-1/2 x 3-1/2	4-1/2 x 4	4-1/2 x 4-1/2	4-1/2 x 5	4-1/2 x 6	4-1/2 x 7	4-1/2 x 8	5	5 x 4	5 x 4-1/2	5 x 5	5 x 6	5 x 7	5 x 8	6	6 x 4-1/2	6 x 5	6 x 6	6 x 8	8 x 6	8 x 8	Other					
I900R		F179			▪	▪	▪	▪	▪																																	▪	
CB1900R	CB179	FBB179			▪	▪	▪	▪	▪																																		▪
CB1901R	CB168	FBB168																																									▪
CB1907R	CB211	FBB211																																									▪
CB1908R	CB212	FBB212																																									▪
CB1909R	CB213	FBB213																																									▪
I910R		F173																																									▪
CB1910R	CB173	FBB173								▪																																	▪
CB1911R	CB163	FBB163																																									▪
I920R		F167																																									▪
CB1920R	CB167	FBB167																																									▪
CB1921R	CB138	FBB138																																									▪
CB1930R	CB171	FBB171																																									▪
CB1931R	CB169	FBB169																																									▪
CB1941R	CB264	FBB264																																									▪
CB1942	CB274	FBB274																																									▪
CB1946R	CB258	FBB258																																									▪
I947R		F248	▪																																								▪
CB1947R	CB248	FBB248																																									▪
CB1948R	CB268	FBB268																																									▪
CB1949R	CB278	FBB278																																									▪
CB1951R	CB266	FBB266																																									▪
CB1959R	CB269	FBB269																																									▪
I960R		F191			▪	▪																																					▪
CB1960R	CB191	FBB191			▪	▪																																					▪
CB1961R	CB199	FBB199																																									▪
CB1967R	CB221	FBB221																																									▪
CB1968R	CB222	FBB222																																									▪
CB1969R	CB223	FBB223																																									▪
CB1970R	CB112	FBB112																																									▪
CB1971R	CB113	FBB113																																									▪
CB1980R	CB108	FBB108																																									▪
CB1981R	CB98	FBB98																																									▪
CB1990R	CB110	FBB110																																									▪
CB1991R	CB109	FBB109																																									▪
2060						▪																																					▪
BB582																																											▪
BB855																																											▪
BB95																																											▪

▪ = Available

Note: For any other sizes, please consult the factory.

Hinge Options

CB3K Class #s	CB5K Class #s	F/BB 5-Knuckle Class #s	NRP	Security Stud	Shear Resistant Stud	No Hole or Custom Holes	Special Swage	Raised Barrel	Radius Corner	Decorative Tips	Institutional Tips	Hospital Tips	Concealed Electric	Concealed Switch
1900R		F179	▪	▪		▪	▪	▪	▪	▪		▪		
CB1900R	CB179	FBB179	▪	▪		▪	▪	▪	▪	▪		▪	▪	▪
CB1900RA	CB179A	FBB179A	▪			▪	▪		▪	▪		▪		
CB1900RB	CB179B	FBB179B	▪			▪	▪		▪	▪		▪		
CB1901R	CB168	FBB168	▪	▪	▪	▪	▪	▪	▪	▪	▪	▪	▪	▪
CB1907R	CB211	FBB211	Standard											
CB1908R	CB212	FBB212	Standard											
CB1909R	CB213	FBB213	Standard											
1910R		F173	▪			▪				▪		▪		
CB1910R	CB173	FBB173	▪			▪				▪		▪		
CB1911R	CB163	FBB163	▪			▪				▪		▪		
1920R		F167	▪			▪				▪		▪		
CB1920R	CB167	FBB167	▪			▪				▪		▪		
CB1921R	CB138	FBB138	▪			▪				▪		▪		
CB1930R	CB171	FBB171	▪			▪				▪		▪		
CB1931R	CB169	FBB169	▪			▪				▪		▪		
CB1941R	CB264	FBB264	▪			▪				▪		▪		
CB1942R	CB274	FBB274	▪			▪				▪		▪		
CB1946R	CB258	FBB258	▪			▪	▪			▪		▪		
1947R		F248	▪			▪				▪		▪		
CB1947R	CB248	FBB248	▪			▪	▪			▪		▪		
CB1948R	CB268	FBB268	▪			▪	▪			▪		▪		
CB1949R	CB278	FBB278	▪			▪	▪			▪		▪		
CB1951R	CB266	FBB266	▪			▪				▪		▪		
CB1959R	CB269	FBB269	▪			▪				▪		▪		
1960R		F191	▪			▪	▪	▪	▪	▪		▪	▪	▪
CB1960R	CB191	FBB191	▪			▪	▪	▪	▪	▪		▪		
CB1960RA	CB191A	FBB191A	▪			▪	▪		▪	▪		▪		
CB1960RB	CB191B	FBB191B	▪			▪	▪		▪	▪		▪		
CB1961R	CB199	FBB199	▪	▪	▪	▪	▪	▪	▪	▪	▪	▪	▪	▪
CB1967R	CB221	FBB221	Standard											
CB1968R	CB222	FBB222	Standard											
CB1969R	CB223	FBB223	Standard											
CB1970R	CB112	FBB112	▪			▪				▪		▪		
CB1971R	CB113	FBB113	▪			▪				▪		▪		
CB1980R	CB108	FBB108	▪			▪				▪		▪		
CB1981R	CB98	FBB98	▪			▪				▪		▪		
CB1990R	CB110	FBB110	▪			▪				▪		▪		
CB1991R	CB109	FBB109	▪			▪				▪		▪		
2060			Cross Pinned			▪			▪	▪				
BB852			Welded			▪	▪							
BB855			Welded			▪	▪							

▪ = Available

A. Slip-In Hinge, Application A

B. Slip-In Hinge, Application B

C. Reverse spring available

Note: Special options are not available for BB95 hinges. For any other special options, please consult the factory.

Rust resisting base available for all steel based architecture hinges above.

BEST Finish Symbols and BHMA Finish Numbers

Specify finish by adding the BEST symbol to the end of the Class Number.

BEST Finish Symbol	General Description	Base Material			
		Steel	Brass	Bronze	Stainless Steel
1D	Black coated	693	693	693	693
2C	Zinc plated	602	—	—	—
3	Bright brass	632	605	—	—
3A	Bright brass, no lacquer, on brass, metal only	—	—	—	—
4	Satin brass	633	606	—	—
5	Satin brass, oxidized	638	609	—	—
9	Bright bronze	637	—	611	—
10	Satin bronze	639	—	612	—
10A*	Satin bronze light, oxidized, lacquered	641	—	614	—
10B*†	Satin bronze dark, oxidized, oil rubbed	640	—	613	—
10BL*	Satin bronze dark, oxidized, clear coated	—	—	—	—
14	Nickel plated, bright	645	618	618	—
15	Nickel plated, satin	646	619	619	—
15A	Antique nickel	647	—	—	—
17A	Nickel plated, imitation half-polished iron oxidized and relieved	648	621	621	—
20*	Statuary bronze	649	—	623	—
20A*	Statuary bronze, dark	650	—	624	—
26	Chromium plated, bright	651	625	625	—
26D	Chromium plated, satin	652	626	626	—
32	Stainless steel metal, bright	—	—	—	629
32D	Stainless steel metal, satin	—	—	—	630
USP	Prime coat, gray	600	—	—	—
PCW	Prime coat, white	—	—	—	—
BC	Black chrome	686	684	684	—
BCD	Black chrome, satin	687	685	685	—
DD	Dark bronze, painted	624E	624E	624E	—
DL	Light bronze, painted	691	691	691	691
DM	Medium bronze, painted	694	694	694	694
F4	Satin brass, blackened, satin relieved, clear coated	—	—	—	—
F8	Antique brass	—	—	—	—
PS	Plain steel—unfinished	—	—	—	—
ST4C	Zinc plated—satin brass tone	604	—	—	—
19	Flat Black, Powder coated	622	622	622	631

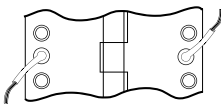
* Finishes 10A/10B/20/20A will be furnished to BEST standards.

† BEST does not recommend the finish on a steel substrate as it is cosmetic in nature and does not afford protection against corrosion. 10B over steel is not covered under warranty. On a steel product we suggest specifying a lacquered 10BL finish.

Quick Connect Harness

	Class & Description	Length	Unit	Order Multiple	EDP#	Price
WH-3	3" wire harness terminated at both ends	3"	Ea.	1Ea.	73204166S	30.00
WH-6	6" wire harness terminated at both ends	6"	Ea.	1Ea.	73204184	31.00
WH-12	12" wire harness terminated at both ends	12"	Ea.	1Ea.	73204167S	33.00
WH-26	26" wire harness terminated at both ends	26"	Ea.	1Ea.	73204168S	34.00
WH-32	32" wire harness terminated at both ends	32"	Ea.	1Ea.	73204169S	34.00
WH-38	38" wire harness terminated at both ends	38"	Ea.	1Ea.	73204170S	37.00
WH-44	44" wire harness terminated at both ends	44"	Ea.	1Ea.	73204171S	39.00
WH-50	50" wire harness terminated at both ends	50"	Ea.	1Ea.	73204172S	39.00
WH-192	192" wire harness terminated at both ends	192"	Ea.	1Ea.	73204181S	79.00
WH-3P	3" wire harness terminated at one end and exposed pin heads at the other	3"	Ea.	1Ea.	73204174S	30.00
WH-6P	6" wire harness terminated at one end and exposed pin heads at the other	6"	Ea.	1Ea.	73204183S	30.00
WH-12P	12" wire harness terminated at one end and exposed pin heads at the other	12"	Ea.	1Ea.	73204175S	33.00
WH-26P	26" wire harness terminated at one end and exposed pin heads at the other	26"	Ea.	1Ea.	73204176S	34.00
WH-32P	32" wire harness terminated at one end and exposed pin heads at the other	32"	Ea.	1Ea.	73204177S	34.00
WH-38P	38" wire harness terminated at one end and exposed pin heads at the other	38"	Ea.	1Ea.	73204178S	37.00
WH-44P	44" wire harness terminated at one end and exposed pin heads at the other	44"	Ea.	1Ea.	73204179S	39.00
WH-50P	50" wire harness terminated at one end and exposed pin heads at the other	50"	Ea.	1Ea.	73204180S	39.00
WH-192P	192" wire harness terminated at one end and exposed pin heads at the other	192"	Ea.	1Ea.	73204181S	79.00
WH-6E	6" wire harness terminated at one end and bare leads on the other	6"	Ea.	1Ea.	73204164S	30.00

Pricing Extras

Ordering Prefix	Description	Price	
		Stainless Steel Hinges	All Other Hinges
CE	Concealed Electric Wires Conduct current from the frame, through the hinge to the door:		
	4 wires 28 AWG (suffix 54)	add \$385.00 per hinge	add \$330.00 per hinge
	6 wires 28 AWG (suffix 56)	add \$481.00 per hinge	add \$415.00 per hinge
	6 wires 4 wire 28 AWG, 2 wire 24 AWG (suffix 66)**	add \$535.00 per hinge	add \$430.00 per hinge
	8 wires (suffix 58)	add \$495.00 per hinge	add \$440.00 per hinge
	8 wires 2 wire 18 AWG, 6 wire 28 AWG (suffix 18)***	add \$510.00 per hinge	add \$440.00 per hinge
	CE with Quick Connect 18 AWG, 28 AWG (suffix 12C)***	add \$510.00 per hinge	add \$455.00 per hinge
	10 wires 28 AWG (suffix 10)	add \$520.00 per hinge	add \$465.00 per hinge
	Extra long wires (standard length 6")		add 4.60 per foot/per hinge

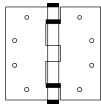
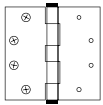
Class Number	Sizes Available
CB179, FBB179, CB1900R	4-1/2" x 4" (114mm x 102mm)
CB199, FBB199, CB1961R	4-1/2" x 4-1/2" (114mm x 114mm)
CB191, FBB191, CB1960R	5" x 4" (127mm x 102mm)
CB168, FBB168, CB1901R	5" x 4-1/2" (127mm x 114mm)
	5" x 5" (127mm x 127mm)
	6" x 4-1/2" (152mm x 114mm)
	6" x 5" (152mm x 127mm)
	6" x 6" (152mm x 152mm)

- * Not available in CB191, FBB191, CB1900R, and CB1960R
- ** 6 wire (-66) hinge not available in FBB168 and FBB199
- *** Available in CB168, CB179, CB191, and CB199, 4.5" and 5" only
- 3 knuckle hinges: CB1900R, CB1901R, CB1960R, CB1961R - Specify Hand
- For other sizes consult factory
- Not available in raised barrel, half mortise, half surface, full surface, swing clear, spring hinges






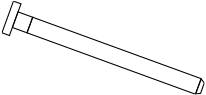
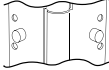
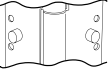
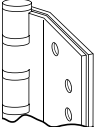
Pricing Extras

Ordering Prefix	Description	Price	
		Stainless Steel Hinges	All Other Hinges
CS	<p>Concealed Switch</p> <p>Allows monitoring of the opening. Used to activate alarms or other security equipment</p>		add 136.30 per hinge
Class Number CB179, FBB179, CB1900R CB168, FBB168, CB1901R CB191, FBB191, CB1960R CB199, FBB199, CB1961R	Sizes Available 4-1/2" x 4" (114mm x 102mm) 4-1/2" x 4-1/2" (114mm x 114mm) 5" x 4" (127mm x 102mm) 5" x 4-1/2" (127mm x 114mm) 5" x 5" (127mm x 127mm) 6" x 4-1/2" (152mm x 114mm) 6" x 5" (152mm x 127mm) 6" x 6" (152mm x 152mm)		

Ordering Prefix	Description	Price
SLIP-IN	<p>Slip-In Hinges</p> <ul style="list-style-type: none"> Eliminates Separate drilled and tapped reinforcing plates in either door or frame or both - Available on standard and heavy weight hinges Specify application A: on leaf slip-in, one leaf mortised - specify one leaf with standard punching and countersinking and one leaf drilled and tapped, specify hand; standard clearance is 3/16" for this application 	add 19.60 per hinge
	<ul style="list-style-type: none"> Specify application B: both leaves slip-in - specify both leaves drilled and tapped standard clearance is 5/16" for this application 	add 19.60 per hinge
	<ul style="list-style-type: none"> Specify required clearance between leaves when parallel, if other than standard 	

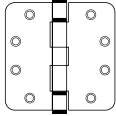
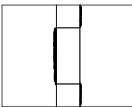



Pricing Extras

Ordering Prefix		Description	Net Price
BT		Solid Brass Decorative Tips Ball Tip	24.30 per hinge
CT		Crown Tip	32.70 per hinge
ST		Steeple Tip	24.30 per hinge
HT		Hospital Tips <ul style="list-style-type: none"> • Hospital tip hinges have knuckle ends which are sloped to prevent the hanging or mounting of objects on them • Available on all standard and heavy weight hinges • Not available with NRP • Not available on spring hinges 	18.20 per hinge
NRP		Non-Removable Pins <ul style="list-style-type: none"> • Non-removable pin hinges have a set screw in the barrel accessible only when door is swung open making unauthorized pin removal difficult. Loosing set screw permits pin removal and replacement • Available on all standard and heavy weight hinges 	7.30 ea.
STS		Stainless Steel Pins <ul style="list-style-type: none"> • For added corrosion resistance when not furnished standard • Available on standard and heavy weight hinges 	
		Standard weight 3-1/2", 4" (height-first dimension)	7.30 per hinge
		Heavy weight 4-1/2", 5" (height-first dimension)	9.30 per hinge
		6", 8" (height-first dimension)	12.70 per hinge
		Steel Pins <ul style="list-style-type: none"> • Replacement steel pins for architectural grade hinges • For standard weight hinges • For heavy weight hinges 	0.90 ea. 120 ea.
SRS		Shear Resistant Stud <ul style="list-style-type: none"> • Studs extend from backs of hinge into frame and door to prevent screws from shearing • Available on all heavy weight hinges 	13.90 per hinge
SEC.ST.		Security Stud <ul style="list-style-type: none"> • Stud extends from one leaf and engages into a hole in the other leaf making it difficult to slide a door out of a frame even when the pin is removed or the knuckles cut-off • Available on all standard and heavy weight hinges 	10.90 per hinge
RB		Raised Barrel Full Mortise Hinges <ul style="list-style-type: none"> • Provides clearance so rotating knuckles will not interfere with frame when doors are deeply inset • Available on all standard and heavy weight full mortise hinges with unequal leaves 	20.70 per hinge
		With equal leaves	26.70 per hinge
		<ul style="list-style-type: none"> • Specify hand; beveled or square edge door; equal or unequal leaves • Raised Barrel option not available on swing clear hinges. 	

Certain options may not be applicable to all hinges. Contact factory before ordering.

Pricing Extras








Ordering Prefix	Description	Net Price
RD	 <p>Radius Corner Hinges</p> <ul style="list-style-type: none"> Available on all standard and heavy weight hinges Specify radius dimension (1/4" or 5/8") Not available on continuous hinges RD option not available on pivot reinforced hinges 	660 per hinge
RS	<p>Reverse Spring</p> <ul style="list-style-type: none"> Available on 2060R and 2068R hinges only 	Add 30% to hinge list price
K	<p>Rust Resisting Base</p> <ul style="list-style-type: none"> Available on all standard and heavy weight hinges Plain bearing Ball bearing Not available on spring hinges Not available on continuous hinges 	850 per hinge 1090 per hinge
NH	 <p>No Hole</p> <ul style="list-style-type: none"> For weld-on applications and other special applications Available on standard and heavy weight hinges Not available on continuous hinges Custom Screw Packaging 	Add 30% to hinge list price
NS	 <p>Not Swaged</p> <ul style="list-style-type: none"> Back of hinge is flat Available on standard and heavy weight hinges <p>Special Swage</p> <ul style="list-style-type: none"> Standard swage is 1/16" clearance when hinge leaves are parallel Available on standard and heavy weight hinges 	Add 30% to hinge list price Add 30% to hinge list price
SCREWS	<p>Custom Screw Packaging</p> <p>Security Screws</p> <ul style="list-style-type: none"> TORX Machine Screws - steel TORX Machine Screws - stainless steel 	0.80 per screw 1.00 per screw

EPT	Electric Power Transfer	Options
Manufacturer	EPT Number	
ABH	PT105	
ABH	PT180	
Abloy	EA280	
Abloy	EA281	
Adam-Rite	4612-1	
Adam-Rite	4612-2	
Precision	EPT-5	
Precision	9512	
Precision	9513	
Securitron	EPT	
Securitron	EPTL	
Von Duprin	EPT2	
Von Duprin	EPT10	
Von Duprin	PNT1	
Sertronic	Sertronic	


• EPT not available on 663UL, 663HDUL, 664UL, 664HDUL, 665UL or 665HDUL hinges.

Description	Part Number
Flat Head Machine Screw	SCSFHMS
Flat Head Machine Screw & Cap nut	SCSFHMSCN
Flat Head Machine Screw & Aluminum Sleeve Nut	SCSFHMSSN
Flat Head Machine Screw Torx	SCSFHMSTX
Flat Head Thru Bolt and Grommet Nut	SCSFHTBGN
Flat Head Wood Screw	SCSFHWS
Flat Head Wood Screw Torx	SCSFHWSTX

Pricing Extras	
Unlisted Finishes for Architectural Hinges	
CERTAIN OPTIONS MAY NOT BE APPLICABLE TO ALL HINGES. CONTACT FACTORY BEFORE ORDERING	
Finish	Price
Unlisted Painted Finishes for Architectural Hinges	
10, DD, DDI, DD3, DL DM, LA, P, PCW	Use price of 26D + 10%
Unlisted Plated Finishes for Architectural Hinges	
BC, BCD, F8, PS, 2C, 3, 3A, 4, 5, 9, 10, 10A, ST4B, 10B, 11, 14, 15, 15A, 17A, 19, 20, 20A, 26, All other finishes	Use price of 26D + 20%

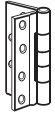
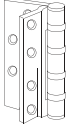
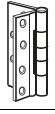
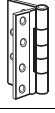
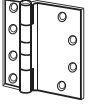
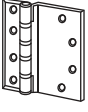
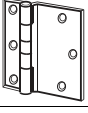
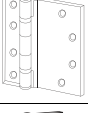
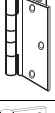
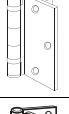

	Model	Size	Finish	BHMA	EDP #	Stock Item	List Price	UOM	Order Multiple	Box Qty	Carton Qty	MPG	
	BP-1 Back Plate	4.5"	P	600	711124661		922	Ea.	1 Ea.	10 Ea.	100 Ea.		
		4.5"	26D	652	711124664	✓	967	Ea.	1 Ea.	10 Ea.	100 Ea.		
		5"	P	600	711124671		967	Ea.	1 Ea.	10 Ea.	100 Ea.		
		5"	26D	652	711124672	✓	1014	Ea.	1 Ea.	10 Ea.	100 Ea.		
	DLS-1 Double Lipped Strike for 1/8" Inset Hung Doors	5.75"	26D	626	711100300	✓	48.52	Ea.	1 Ea.	5 Ea.	50 Ea.		
		5.75"	10	612	711100302		45.76	Ea.	1 Ea.	5 Ea.	50 Ea.		
		5.75"	3	605	711100303		55.27	Ea.	1 Ea.	2 Ea.	50 Ea.		
	DLS-1 BML BML Double Lipped Strike for 1/8" Inset Hung Doors, BEST Mortise Locks	5.75"			MTO		55.04	Ea.	1 Ea.	5 Ea.	50 Ea.		
	DLS-2 Double Lipped Strike for Center Hung Doors	5.75"	26D	626	711100340	✓	48.07	Ea.	1 Ea.	5 Ea.	50 Ea.		
		5.75"	10	612	711100342		45.32	Ea.	1 Ea.	5 Ea.	50 Ea.		
		5.75"	3	605	711100343		54.16	Ea.	1 Ea.	5 Ea.	50 Ea.		
	DLS-2 BML BML Double Lipped Strike for Center Hung Doors, BEST Mortise Locks	5.75"			MTO		55.04	Ea.	1 Ea.	5 Ea.	50 Ea.		
	ES-1 Emergency Door Stop	26D	626	626	711100403	✓	85.66	Ea.	1 Ea.	1 Ea.	30 Ea.		
		10	612	612	711100405		82.70	Ea.	1 Ea.	1 Ea.	30 Ea.		
		26	625	625	711100404		104.87	Ea.	1 Ea.	1 Ea.	30 Ea.		
		3	605	605	711100411		104.87	Ea.	1 Ea.	1 Ea.	30 Ea.		
	HB-1 Holdback for ES-1	26D	626	626	711100409	✓	16.42	Ea.	1 Ea.	1 Ea.	30 Ea.		
	JB-2R Junction Box for CE and CS Hinges	2C	602	602	711100005	✓	21.23	Ea.	1 Ea.	1 Ea.	30 Ea.		
	DAP-3 Double Acting Pivot	P	600	600	711100459		101.88	Set	1 Set	1 Set	20 Sets		
		10	639	639	711100458		111.00	Set	1 Set	1 Set	20 Sets		
		26D	652	652	711100456	✓	112.53	Set	1 Set	1 Set	20 Sets		
		26	651	651	711100457		127.75	Set	1 Set	1 Set	20 Sets		
		3	632	632	711100460		127.75	Set	1 Set	1 Set	20 Sets		

BB95 Standard Weight Olive Knuckle Hinge

	Model	Size	Finish	BHMA	EDP #	Stock Item	List Price	UOM	Order Multiple	Box Qty	Carton Qty	MPG
	BB95LH Forged Brass Standard Weight Olive Knuckle Hinge	6"	26D	626	711040293		142.52	Ea.	1 Ea.	3 Ea.	30 Ea.	
			3	605	711040294	✓	159.56	Ea.	1 Ea.	3 Ea.	30 Ea.	
			10B	613	711040295		159.56	Ea.	1 Ea.	3 Ea.	30 Ea.	
			26	625	711040296		159.56	Ea.	1 Ea.	3 Ea.	30 Ea.	
	BB95RH Forged Brass Standard Weight Olive Knuckle Hinge	6"	26D	626	711040283		142.52	Ea.	1 Ea.	3 Ea.	30 Ea.	
			3	605	711040284		159.56	Ea.	1 Ea.	3 Ea.	30 Ea.	
			10B	613	711040285		159.56	Ea.	1 Ea.	3 Ea.	30 Ea.	
			26	625	711040286		159.56	Ea.	1 Ea.	3 Ea.	30 Ea.	

Five Knuckle Architectural Hinges

Hinges & Door Accessories

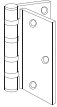
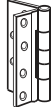
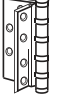

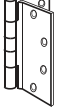
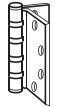
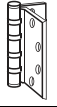
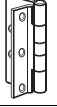
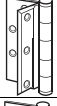
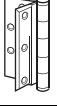
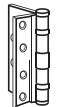
	Model	Size	Finish	BHMA	EDP #	Stock Item	List Price	UOM	Order Multiple	Box Qty	Carton Qty	MPG	
	CB98 Brass, Bronze, or Stainless Steel Half Mortise Heavy Weight Hinge	4.5"	26D	626			194.59	Ea.	1 Ea.	3 Ea.	30 Ea.	E0	
			32D	630			233.50	Ea.	1 Ea.	3 Ea.	30 Ea.	E0	
		5"	26D	626				227.67	Ea.	1 Ea.	3 Ea.	24 Ea.	E0
			32D	630				273.40	Ea.	1 Ea.	3 Ea.	24 Ea.	E0
			26D	626				313.79	Ea.	1 Ea.	3 Ea.	24 Ea.	E0
			32D	630				376.54	Ea.	1 Ea.	3 Ea.	24 Ea.	E0
	FBB98 Brass, Bronze, or Stainless Steel Half Mortise Heavy Weight Hinge	4.5"	26D	626			169.77	Ea.	1 Ea.	3 Ea.	30 Ea.	E0	
			32D	630			203.82	Ea.	1 Ea.	3 Ea.	30 Ea.	E0	
		5"	26D	626				202.36	Ea.	1 Ea.	3 Ea.	24 Ea.	E0
			32D	630				242.75	Ea.	1 Ea.	3 Ea.	24 Ea.	E0
			26D	626				249.56	Ea.	1 Ea.	3 Ea.	24 Ea.	E0
			32D	630				299.18	Ea.	1 Ea.	3 Ea.	24 Ea.	E0
	CB108 Brass, Bronze, or Stainless Steel Half Mortise Standard Weight Hinge	4.5"	26D	626			163.33	Ea.	1 Ea.	3 Ea.	30 Ea.	E0	
			32D	630			196.08	Ea.	1 Ea.	3 Ea.	30 Ea.	E0	
		5"	26D	626				186.93	Ea.	1 Ea.	3 Ea.	24 Ea.	E0
			32D	630				224.51	Ea.	1 Ea.	3 Ea.	24 Ea.	E0
			26D	626				125.38	Ea.	1 Ea.	3 Ea.	30 Ea.	E0
			32D	630				150.55	Ea.	1 Ea.	3 Ea.	30 Ea.	E0
	FBB108 Brass, Bronze, or Stainless Steel Half Mortise Standard Weight Hinge	4.5"	26D	626			125.38	Ea.	1 Ea.	3 Ea.	30 Ea.	E0	
			32D	630			150.55	Ea.	1 Ea.	3 Ea.	30 Ea.	E0	
		5"	26D	626				149.09	Ea.	1 Ea.	3 Ea.	24 Ea.	E0
			32D	630				178.65	Ea.	1 Ea.	3 Ea.	24 Ea.	E0
			26D	626				188.74	Ea.	1 Ea.	3 Ea.	30 Ea.	E0
			32D	630				226.21	Ea.	1 Ea.	3 Ea.	30 Ea.	E0
	CB109 Brass, Bronze, or Stainless Steel Full Surface Heavy Weight Hinge	4.5"	26D	626			188.74	Ea.	1 Ea.	3 Ea.	30 Ea.	E0	
			32D	630			226.21	Ea.	1 Ea.	3 Ea.	30 Ea.	E0	
		5"	26D	626				221.33	Ea.	1 Ea.	3 Ea.	24 Ea.	E0
			32D	630				265.62	Ea.	1 Ea.	3 Ea.	24 Ea.	E0
			26D	626				313.79	Ea.	1 Ea.	3 Ea.	24 Ea.	E0
			32D	630				376.54	Ea.	1 Ea.	3 Ea.	24 Ea.	E0
	FBB109 Brass, Bronze, or Stainless Steel Full Surface Heavy Weight Hinge	4.5"	26D	626			169.77	Ea.	1 Ea.	3 Ea.	30 Ea.	E0	
			32D	630			203.82	Ea.	1 Ea.	3 Ea.	30 Ea.	E0	
		5"	26D	626				214.03	Ea.	1 Ea.	3 Ea.	24 Ea.	E0
			32D	630				256.86	Ea.	1 Ea.	3 Ea.	24 Ea.	E0
			26D	626				249.56	Ea.	1 Ea.	3 Ea.	24 Ea.	E0
			32D	630				299.18	Ea.	1 Ea.	3 Ea.	24 Ea.	E0
	CB110 Brass, Bronze, or Stainless Steel Full Surface Standard Weight Hinge	4.5"	26D	626			163.33	Ea.	1 Ea.	3 Ea.	30 Ea.	E0	
			32D	630			196.08	Ea.	1 Ea.	3 Ea.	30 Ea.	E0	
		5"	26D	626				186.93	Ea.	1 Ea.	3 Ea.	24 Ea.	E0
			32D	630				224.51	Ea.	1 Ea.	3 Ea.	24 Ea.	E0
			26D	626				143.78	Ea.	1 Ea.	3 Ea.	30 Ea.	E0
			32D	630				172.83	Ea.	1 Ea.	3 Ea.	30 Ea.	E0
	FBB110 Brass, Bronze, or Stainless Steel Full Surface Standard Weight Hinge	4.5"	26D	626			143.78	Ea.	1 Ea.	3 Ea.	30 Ea.	E0	
			32D	630			172.83	Ea.	1 Ea.	3 Ea.	30 Ea.	E0	
		5"	26D	626				173.32	Ea.	1 Ea.	3 Ea.	24 Ea.	E0
			32D	630				208.17	Ea.	1 Ea.	3 Ea.	24 Ea.	E0
			26D	626				192.71	Ea.	1 Ea.	3 Ea.	30 Ea.	E0
			32D	630				231.27	Ea.	1 Ea.	3 Ea.	30 Ea.	E0
	CB112 Brass, Bronze, or Stainless Steel Half Surface Standard Weight Hinge	4.5"	26D	626			192.71	Ea.	1 Ea.	3 Ea.	30 Ea.	E0	
			32D	630			231.27	Ea.	1 Ea.	3 Ea.	30 Ea.	E0	
		5"	26D	626				225.47	Ea.	1 Ea.	3 Ea.	24 Ea.	E0
			32D	630				270.77	Ea.	1 Ea.	3 Ea.	24 Ea.	E0
			26D	626				143.78	Ea.	1 Ea.	3 Ea.	30 Ea.	E0
			32D	630				172.83	Ea.	1 Ea.	3 Ea.	30 Ea.	E0
	FBB112 Brass, Bronze, or Stainless Steel Half Surface Standard Weight Hinge	4.5"	26D	626			143.78	Ea.	1 Ea.	3 Ea.	30 Ea.	E0	
			32D	630			172.83	Ea.	1 Ea.	3 Ea.	30 Ea.	E0	
		5"	26D	626				159.76	Ea.	1 Ea.	3 Ea.	24 Ea.	E0
			32D	630				191.72	Ea.	1 Ea.	3 Ea.	24 Ea.	E0
			26D	626				212.10	Ea.	1 Ea.	3 Ea.	30 Ea.	E0
			32D	630				254.42	Ea.	1 Ea.	3 Ea.	30 Ea.	E0
	CB113 Brass, Bronze, or Stainless Steel Half Surface Heavy Weight Hinge	4.5"	26D	626			212.10	Ea.	1 Ea.	3 Ea.	30 Ea.	E0	
			32D	630			254.42	Ea.	1 Ea.	3 Ea.	30 Ea.	E0	
		5"	26D	626				248.11	Ea.	1 Ea.	3 Ea.	24 Ea.	E0
			32D	630				297.73	Ea.	1 Ea.	3 Ea.	24 Ea.	E0
			26D	626				295.29	Ea.	1 Ea.	3 Ea.	24 Ea.	E0
			32D	630				354.65	Ea.	1 Ea.	3 Ea.	24 Ea.	E0

All prices are for items furnished with screws (as specified in catalog) unless otherwise stated in price list.
 * To price other finishes on architectural items – See pricing extras.

** For conversion pins and decorative tips – See Miscellaneous Architectural Parts.
 (X) Item must be ordered in these increments.

Five Knuckle Architectural Hinges (cont.)

Hinges & Door Accessories


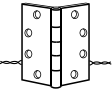
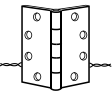
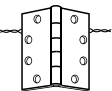


	Model	Size	Finish	BHMA	EDP #	Stock Item	List Price	UOM	Order Multiple	Box Qty	Carton Qty	MPG	
	FBB113 Brass, Bronze, or Stainless Steel Half Surface Heavy Weight Hinge	4.5"	26D	626			169.77	Ea.	1 Ea.	3 Ea.	30 Ea.	E0	
			32D	630			203.82	Ea.	1 Ea.	3 Ea.	30 Ea.	E0	
		5"	26D	626				214.03	Ea.	1 Ea.	3 Ea.	24 Ea.	E0
				32D	630			256.86	Ea.	1 Ea.	3 Ea.	24 Ea.	E0
			26D	626				270.48	Ea.	1 Ea.	3 Ea.	24 Ea.	E0
				32D	630				324.96	Ea.	1 Ea.	3 Ea.	24 Ea.
	CB138 Steel Half Mortise Heavy Weight Hinge	4.5"	26D	652			167.34	Ea.	1 Ea.	3 Ea.	30 Ea.	E0	
			P	600			133.76	Ea.	1 Ea.	3 Ea.	30 Ea.	E0	
		5"	26D	652				207.23	Ea.	1 Ea.	3 Ea.	24 Ea.	E0
				P	600			165.87	Ea.	1 Ea.	3 Ea.	24 Ea.	E0
		6"	26D	652				217.46	Ea.	1 Ea.	3 Ea.	24 Ea.	E0
				P	600			174.15	Ea.	1 Ea.	3 Ea.	24 Ea.	E0
	FBB138 Steel Half Mortise Heavy Weight Hinge	4.5"	P	600	711060263		83.65	Ea.	1 Ea.	3 Ea.	30 Ea.	E0	
			26D	652	711060265		102.64	Ea.	1 Ea.	3 Ea.	30 Ea.	E0	
		5"	P	600	711062911			107.02	Ea.	1 Ea.	3 Ea.	24 Ea.	E0
				26D	652	711062907		116.25	Ea.	1 Ea.	3 Ea.	24 Ea.	E0
		6"	26D	652	711063024			140.10	Ea.	1 Ea.	3 Ea.	24 Ea.	E0
	FBB138NRP Steel Half Mortise Heavy Weight Hinge w/ Non-Removable Pin	4.5"	P	600	711060262		90.95	Ea.	1 Ea.	3 Ea.	30 Ea.	E0	
		4.5"	26D	652	711060266		109.94	Ea.	1 Ea.	3 Ea.	30 Ea.	E0	
	CB163 Steel Half Surface Heavy Weight Hinge	4.5"	P	600			92.90	Ea.	1 Ea.	3 Ea.	30 Ea.	E0	
			26D	652			100.69	Ea.	1 Ea.	3 Ea.	30 Ea.	E0	
		5"	P	600				105.07	Ea.	1 Ea.	3 Ea.	24 Ea.	E0
				26D	652			114.30	Ea.	1 Ea.	3 Ea.	24 Ea.	E0
		6"	P	600				119.66	Ea.	1 Ea.	3 Ea.	24 Ea.	E0
				26D	652			129.89	Ea.	1 Ea.	3 Ea.	24 Ea.	E0
	FBB163 Steel Half Surface Heavy Weight Hinge	4.5"	P	600	711061983		83.65	Ea.	1 Ea.	3 Ea.	30 Ea.	E0	
			26D	652	711061984		91.43	Ea.	1 Ea.	3 Ea.	30 Ea.	E0	
		5"	P	600	711064343			95.34	Ea.	1 Ea.	3 Ea.	24 Ea.	E0
				26D	652	711064344	✓	104.09	Ea.	1 Ea.	3 Ea.	24 Ea.	E0
		6"	P	600	711064384			127.44	Ea.	1 Ea.	3 Ea.	24 Ea.	E0
				26D	652	711064387		140.10	Ea.	1 Ea.	3 Ea.	24 Ea.	E0
	FBB163NRP Steel Half Surface Heavy Weight Hinge w/ Non-Removable Pin	4.5"	P	600	711061981		90.95	Ea.	1 Ea.	3 Ea.	30 Ea.	E0	
		4.5"	26D	652	711061994		98.73	Ea.	1 Ea.	3 Ea.	30 Ea.	E0	
	CB167 Steel Half Mortise Standard Weight Hinge	4.5"	P	600			41.91	Ea.	1 Ea.	3 Ea.	30 Ea.	E0	
			26D	652			50.57	Ea.	1 Ea.	3 Ea.	30 Ea.	E0	
		5"	P	600				59.73	Ea.	1 Ea.	3 Ea.	24 Ea.	E0
	F167 Steel Half Mortise Standard Weight Hinge	4.5"	P	600	711050126		20.70	Ea.	1 Ea.	3 Ea.	30 Ea.	E0	
		4.5"	26D	652	711050125		26.96	Ea.	1 Ea.	3 Ea.	30 Ea.	E0	
	F167NRP Steel Half Mortise Standard Weight Hinge w/ Non- Removable Pin	4.5"	P	600	711050127		28.00	Ea.	1 Ea.	3 Ea.	30 Ea.	E0	
		4.5"	26D	652	711062139		34.26	Ea.	1 Ea.	3 Ea.	30 Ea.	E0	
	FBB167 Steel Half Mortise Standard Weight Hinge	4.5"	P	600	711062143	✓	38.23	Ea.	1 Ea.	3 Ea.	30 Ea.	E0	
		4.5"	26D	652	711062145	✓	45.97	Ea.	1 Ea.	3 Ea.	30 Ea.	E0	
		5"	P	600	711060353		53.73	Ea.	1 Ea.	3 Ea.	24 Ea.	E0	
		5"	26D	652	711060363		68.73	Ea.	1 Ea.	3 Ea.	24 Ea.	E0	

All prices are for items furnished with screws (as specified in catalog) unless otherwise stated in price list.
* To price other finishes on architectural items – See pricing extras.

** For conversion pins and decorative tips – See Miscellaneous Architectural Parts.
(X) Item must be ordered in these increments.

Five Knuckle Architectural Hinges (cont.)

Hinges & Door Accessories



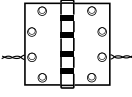


	Model	Size	Finish	BHMA	EDP #	Stock Item	List Price	UOM	Order Multiple	Box Qty	Carton Qty	MPG
	FBB167NRP	4.5"	P	600	711064491		45.53	Ea.	1Ea.	3 Ea.	30 Ea.	E0
	Steel Half Mortise Standard Weight Hinge w/ Non-Removable Pin	4.5"	26D	652	711064490		53.27	Ea.	1Ea.	3 Ea.	30 Ea.	E0
	CECB168-12C	4.5"X4.5"	3	632	711450106		609.61	Ea.	1Ea.	1EA	5 EA	D4
			10B	640	711450104		516.76	Ea.	1Ea.	1EA	5 EA	D4
			26D	652	711450097		508.01	Ea.	1Ea.	1EA	5 EA	D4
		5" X 4.5"	26D	652	711450098		515.31	Ea.	1Ea.	1EA	5 EA	D4
			10B	640	711450077		618.37	Ea.	1Ea.	1EA	5 EA	D4
		5" x 5"	26D	652	711450078		515.31	Ea.	1Ea.	1EA	5 EA	D4
			3	632	711450079		618.37	Ea.	1Ea.	1EA	5 EA	D4
			4	633	711450080		618.37	Ea.	1Ea.	1EA	5 EA	D4
	CECB168-18	4.5"x4.5"	26D	652	711839233	✓	493.01	Ea.	1Ea.	1Ea.	5 Ea.	D4
		5"x4.5"	26D	652	711839241	✓	500.31	Ea.	1Ea.	1Ea.	5 Ea.	D4
	CECB168-54	4.5"x4"	26D	652	711451572		383.01	Ea.	1Ea.	1Ea.	5	D4
		4.5"x4.5"	26D	652	711451570		383.01	Ea.	1Ea.	1Ea.	5 Ea.	D4
		5"x4.5"	26D	652	711451573		390.31	Ea.	1Ea.	1Ea.	5	D4
	CECB168-66	4.5"x4.5"	10	639	711450029		480.57	Ea.	1Ea.	1Ea.	5	D4
			10A	641	711450030		483.01	Ea.	1Ea.	1Ea.	5	D4
			26	651	711450032		491.76	Ea.	1Ea.	1Ea.	5	D4
		5"x4.5"	26D	652	711450028		491.76	Ea.	1Ea.	1Ea.	5	D4
			3	632	711450031		491.76	Ea.	1Ea.	1Ea.	5	D4
			26D	652	711450033		486.40	Ea.	1Ea.	1Ea.	5	D4
	CB168	4.5"x4"	26D	652	711451346	✓	53.01	Ea.	1Ea.	3 Ea.	30 Ea.	E0
			15	646	711451345		61.76	Ea.	1Ea.	3 Ea.	30 Ea.	E0
			P	600	711451672		48.63	Ea.	1Ea.	3 Ea.	30 Ea.	E0
		4.5"x4.5"	10	639	711451673		50.57	Ea.	1Ea.	3 Ea.	30 Ea.	E0
			26D	652	711451676	✓	53.01	Ea.	1Ea.	3 Ea.	30 Ea.	E0
			26	651	711451675		61.76	Ea.	1Ea.	3 Ea.	30 Ea.	E0
			10A	641	711451680		61.76	Ea.	1Ea.	3 Ea.	30 Ea.	E0
			3	632	711451678		61.76	Ea.	1Ea.	3 Ea.	30 Ea.	E0
			P	600	711451742		56.40	Ea.	1Ea.	3 Ea.	24 Ea.	E0
		5"x4.5"	26D	652	711451746	✓	60.31	Ea.	1Ea.	3 Ea.	24 Ea.	E0
			10A	641	711451749		70.52	Ea.	1Ea.	3 Ea.	24 Ea.	E0
			26	651			70.52	Ea.	1Ea.	3 Ea.	24 Ea.	E0
			10	639	711451743		58.36	Ea.	1Ea.	3 Ea.	24 Ea.	E0
			P	600	711451812		56.40	Ea.	1Ea.	3 Ea.	24 Ea.	E0
			26D	652	711451816		60.31	Ea.	1Ea.	3 Ea.	24 Ea.	E0
		5"x5"	10	639			58.36	Ea.	1Ea.	3 Ea.	24 Ea.	E0
			P	600			70.52	Ea.	1Ea.	3 Ea.	24 Ea.	E0
			26D	652			60.31	Ea.	1Ea.	3 Ea.	24 Ea.	E0
10A	641				70.52	Ea.	1Ea.	3 Ea.	24 Ea.	E0		
26D	652				60.31	Ea.	1Ea.	3 Ea.	24 Ea.	E0		
15	646				69.06	Ea.	1Ea.	3 Ea.	15 Ea.	E0		
	CB168NRP	4.5"x4"	26D	652	711451329	✓	60.31	Ea.	1Ea.	3 Ea.	30 Ea.	E0
			15	646	711451348		69.06	Ea.	1Ea.	3 Ea.	15 Ea.	E0
			P	600	711451682		55.93	Ea.	1Ea.	3 Ea.	30 Ea.	E0
		4.5"x4.5"	10	639	711451683		57.87	Ea.	1Ea.	3 Ea.	30 Ea.	E0
			26D	652	711451684	✓	60.31	Ea.	1Ea.	3 Ea.	30 Ea.	E0
			3	632	711451687		69.06	Ea.	1Ea.	3 Ea.	30 Ea.	E0
			10A	641	711451685		69.06	Ea.	1Ea.	3 Ea.	30 Ea.	E0
			26	651			69.06	Ea.	1Ea.	3 Ea.	30 Ea.	E0
			P	600	711451769		63.70	Ea.	1Ea.	3 Ea.	24 Ea.	E0
		5"x4.5"	26D	652	711451775	✓	67.61	Ea.	1Ea.	3 Ea.	24 Ea.	E0
			10	639			65.66	Ea.	1Ea.	3 Ea.	24 Ea.	E0
			26	651			77.82	Ea.	1Ea.	3 Ea.	24 Ea.	E0
26D	652		711451828		67.61	Ea.	1Ea.	3 Ea.	24 Ea.	E0		
P	600		711451811		63.70	Ea.	1Ea.	3 Ea.	24 Ea.	E0		
10	639				65.66	Ea.	1Ea.	3 Ea.	24 Ea.	E0		
5"x5"	10A	641			77.82	Ea.	1Ea.	3 Ea.	24 Ea.	E0		

All prices are for items furnished with screws (as specified in catalog) unless otherwise stated in price list.
 * To price other finishes on architectural items – See pricing extras.

** For conversion pins and decorative tips – See Miscellaneous Architectural Parts.
 (X) Item must be ordered in these increments.

Five Knuckle Architectural Hinges (cont.)




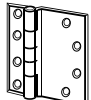
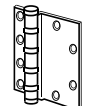


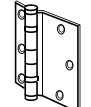
Hinges & Door Accessories

	Model	Size	Finish	BHMA	EDP #	Stock Item	List Price	UOM	Order Multiple	Box Qty	Carton Qty	MPG
	IHTCB168 N/SRS	4.5"x4.5"	P	600	711925501		92.90	Ea.	1 Ea.	3 Ea.	36 Ea.	E0
	Steel Full Mortise Heavy Weight Institutional Hospital Tip Hinge	5"x4.5"	P	600	711925509		120.63	Ea.	1 Ea.	3 Ea.	24 Ea.	E0
	IHTCB168 SRS	4.5"x4.5"	P	600			80.73					E0
	Steel Full Mortise Heavy Weight Institutional Hospital Tip Hinge and Sheer Resistant Stud	5"x4.5"	P	600			88.50					E0
	CEFB168-54	4.5"x4.5"	26D	652	711061570	✓	375.49	Ea.	1 Ea.	1 Ea.	5 Ea.	D4
	Steel Full Mortise Heavy Weight Concealed Conductor Hinge 4- wire											
	FBB168	4.5"x4"	19	631			53.52	Ea.	1 Ea.	3 Ea.	30 Ea.	E0
			26D	652	711061346	✓	45.49	Ea.	1 Ea.	3 Ea.	30 Ea.	E0
	15	646	711061345		51.78	Ea.	1 Ea.	3 Ea.	30 Ea.	E0		
	4.5"x4.5"	P	600	711061672	✓	40.16	Ea.	1 Ea.	3 Ea.	30 Ea.	E0	
		19	631			53.52	Ea.	1 Ea.	3 Ea.	30 Ea.	E0	
		10	639	711061673	✓	41.62	Ea.	1 Ea.	3 Ea.	30 Ea.	E0	
		26D	652	711061676	✓	45.49	Ea.	1 Ea.	3 Ea.	30 Ea.	E0	
		4	633	711061679	✓	41.14	Ea.	1 Ea.	3 Ea.	30 Ea.	E0	
		26	651	711061675	✓	51.30	Ea.	1 Ea.	3 Ea.	30 Ea.	E0	
		10B	640	711061677	✓	51.30	Ea.	1 Ea.	3 Ea.	30 Ea.	E0	
		3	632	711061678	✓	51.30	Ea.	1 Ea.	3 Ea.	30 Ea.	E0	
		10A	641	711061680	✓	51.30	Ea.	1 Ea.	3 Ea.	30 Ea.	E0	
		15	646	711061352		51.78	Ea.	1 Ea.	3 Ea.	30 Ea.	E0	
		10BL	-	711061728		56.14	Ea.	1 Ea.	3 Ea.	30 Ea.	E0	
		5"x4"	26D	652	711061380	✓	49.84	Ea.	1 Ea.	3 Ea.	24 Ea.	E0
	5"x4.5"	P	600	711061742		46.95	Ea.	1 Ea.	3 Ea.	24 Ea.	E0	
		19	631			58.64	Ea.	1 Ea.	3 Ea.	24 Ea.	E0	
		10	639	711061743	✓	48.40	Ea.	1 Ea.	3 Ea.	24 Ea.	E0	
		26D	652	711061746	✓	49.84	Ea.	1 Ea.	3 Ea.	24 Ea.	E0	
		4	633	711061753		47.91	Ea.	1 Ea.	3 Ea.	24 Ea.	E0	
		10A	641	711061749		63.89	Ea.	1 Ea.	3 Ea.	24 Ea.	E0	
		26	651	711061747		63.89	Ea.	1 Ea.	3 Ea.	24 Ea.	E0	
		3	632	711061752		63.89	Ea.	1 Ea.	3 Ea.	24 Ea.	E0	
		5"x5"	P	600	711061812		46.95	Ea.	1 Ea.	3 Ea.	24 Ea.	E0
			19	631			58.64	Ea.	1 Ea.	3 Ea.	24 Ea.	E0
			26D	652	711061816	✓	49.84	Ea.	1 Ea.	3 Ea.	24 Ea.	E0
			10	639	711061813		48.40	Ea.	1 Ea.	3 Ea.	24 Ea.	E0
	10A		641	711061818		63.89	Ea.	1 Ea.	3 Ea.	24 Ea.	E0	
3	632		711061820	✓	63.89	Ea.	1 Ea.	3 Ea.	24 Ea.	E0		
6"x5"	P	600	711064976		95.85	Ea.	1 Ea.	3 Ea.	24 Ea.	E0		
	26D	652	711064979		104.07	Ea.	1 Ea.	3 Ea.	24 Ea.	E0		
6"x6"	P	600	711061832		95.85	Ea.	1 Ea.	3 Ea.	24 Ea.	E0		
	26D	652	711061835		104.07	Ea.	1 Ea.	3 Ea.	24 Ea.	E0		
	OKSFBB168	4.5"x4.5"	26D	652	7265996		68.92	Ea.	30 Ea.	3 Ea.	30 Ea.	E0
	By LOCKT Steel Adjustable Full Mortise Heavy Weight Hinge											

All prices are for items furnished with screws (as specified in catalog) unless otherwise stated in price list.
 * To price other finishes on architectural items – See pricing extras.

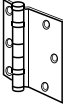





** For conversion pins and decorative tips – See Miscellaneous Architectural Parts.
 (X) Item must be ordered in these increments.

Five Knuckle Architectural Hinges (cont.)

Model	Size	Finish	BHMA	EDP #	Stock Item	List Price	UOM	Order Multiple	Box Qty	Carton Qty	MPG
 FBB168NRP Steel Full Mortise Heavy Weight Hinge w/ Non-Removable Pin	4.5"x4"	19	631			60.82	Ea.	1Ea.	3 Ea.	30 Ea.	EO
		26D	652	711061349		52.79	Ea.	1Ea.	3 Ea.	30 Ea.	EO
	4.5"x4.5"	15	646	711061348		59.08	Ea.	1Ea.	3 Ea.	30 Ea.	EO
		P	600	711061682	✓	47.46	Ea.	1Ea.	3 Ea.	30 Ea.	EO
		19	631			60.82	Ea.	1Ea.	3 Ea.	30 Ea.	EO
		10	639	711061683	✓	48.92	Ea.	1Ea.	3 Ea.	30 Ea.	EO
		26D	652	711061684	✓	52.79	Ea.	1Ea.	3 Ea.	30 Ea.	EO
		4	633	711061671		48.44	Ea.	1Ea.	3 Ea.	30 Ea.	EO
		26	651	711061681		58.60	Ea.	1Ea.	3 Ea.	30 Ea.	EO
		3	632	711061687		58.60	Ea.	1Ea.	3 Ea.	30 Ea.	EO
		10A	641	711061685		58.60	Ea.	1Ea.	3 Ea.	30 Ea.	EO
		5"x4.5"	P	600	711061769		54.25	Ea.	1Ea.	3 Ea.	24 Ea.
	19		631			65.94	Ea.	1Ea.	3 Ea.	24 Ea.	EO
	10		639	711061741		55.70	Ea.	1Ea.	3 Ea.	24 Ea.	EO
	26D		652	711061775	✓	57.14	Ea.	1Ea.	3 Ea.	24 Ea.	EO
	4		633	711061738		55.21	Ea.	1Ea.	3 Ea.	24 Ea.	EO
	3		632	711061739		71.19	Ea.	1Ea.	3 Ea.	24 Ea.	EO
	26		651	711061740		71.19	Ea.	1Ea.	3 Ea.	24 Ea.	EO
	5"x5"		P	600	711061811	✓	54.25	Ea.	1Ea.	3 Ea.	24 Ea.
		19	631			65.94	Ea.	1Ea.	3 Ea.	24 Ea.	EO
26D		652	711061828		57.14	Ea.	1Ea.	3 Ea.	24 Ea.	EO	
10		639	711061800		55.70	Ea.	1Ea.	3 Ea.	24 Ea.	EO	
10A		641	711061801		71.19	Ea.	1Ea.	3 Ea.	24 Ea.	EO	
3		632	711061802		71.19	Ea.	1Ea.	3 Ea.	24 Ea.	EO	
 QKSFB168NRP By LOCKT Steel Adjustable Full Mortise Heavy Weight Hinge w/ Non-Removable Pin	4.5"x4.5"	26D	652	7265997		76.22	Ea.	30 Ea.	3 Ea.	30 Ea.	EO
 FBB168WT Wide Throw Steel Full Mortise Heavy Weight Hinge	4.5"x5"	26D	652	711061692		103.11	Ea.	1Ea.	3 Ea.	24 Ea.	EO
	4.5"x6"	26D	652	711061699		103.11	Ea.	1Ea.	3 Ea.	24 Ea.	EO
	4.5"x7"	26D	652	711061706		112.85	Ea.	1Ea.	3 Ea.	24 Ea.	EO
	4.5"x8"	26D	652	711061713		112.85	Ea.	1Ea.	3 Ea.	24 Ea.	EO
	5"x7"	26D	652	711061844		115.28	Ea.	1Ea.	3 Ea.	12 Ea.	EO
	5"x8"	26D	652	711061882		115.28	Ea.	1Ea.	3 Ea.	12 Ea.	EO
 CB169 Steel Full Surface Heavy Weight Hinge	4.5"	P	600			136.20	Ea.	1Ea.	3 Ea.	30 Ea.	EO
		26D	652			167.34	Ea.	1Ea.	3 Ea.	30 Ea.	EO
	5"	P	600			174.15	Ea.	1Ea.	3 Ea.	30 Ea.	EO
		26D	652			207.23	Ea.	1Ea.	3 Ea.	30 Ea.	EO
		P	600			182.91	Ea.	1Ea.	3 Ea.	30 Ea.	EO
		26D	652			217.46	Ea.	1Ea.	3 Ea.	30 Ea.	EO
 FBB169 Steel Full Surface Heavy Weight Hinge	4.5"	P	600	711062212		83.65	Ea.	1Ea.	3 Ea.	30 Ea.	EO
		26D	652	711062215		102.64	Ea.	1Ea.	3 Ea.	30 Ea.	EO
	5"	P	600	711062302		95.34	Ea.	1Ea.	3 Ea.	24 Ea.	EO
		26D	652	711062220		116.25	Ea.	1Ea.	3 Ea.	24 Ea.	EO
		P	600	711061875		127.44	Ea.	1Ea.	3 Ea.	24 Ea.	EO
		26D	652	711061878		140.10	Ea.	1Ea.	3 Ea.	24 Ea.	EO
 FBB169NRP Steel Full Surface Heavy Weight Hinge w/ Non-Removable Pin	4.5"	P	600	711062211		90.95	Ea.	1Ea.	3 Ea.	30 Ea.	EO
	5"	P	600	711062301		102.64	Ea.	1Ea.	3 Ea.	24 Ea.	EO
 CB171 Steel Full Surface Standard Weight Hinge	4.5"	P	600	711452483		41.91	Ea.	1Ea.	3 Ea.	30 Ea.	EO
		26D	652			49.13	Ea.	1Ea.	3 Ea.	30 Ea.	EO
	5"	P	600			58.28	Ea.	1Ea.	3 Ea.	24 Ea.	EO
 FBB171 Steel Full Surface Standard Weight Hinge	4.5"	P	600	711062483		38.23	Ea.	1Ea.	3 Ea.	30 Ea.	EO
		26D	652	711062482		52.28	Ea.	1Ea.	3 Ea.	30 Ea.	EO
	5"	P	600	711062512		53.73	Ea.	1Ea.	3 Ea.	24 Ea.	EO
		26D	652	711062515		68.73	Ea.	1Ea.	3 Ea.	24 Ea.	EO

Five Knuckle Architectural Hinges (cont.)



Hinges & Door Accessories

	Model	Size	Finish	BHMA	EDP #	Stock Item	List Price	UOM	Order Multiple	Box Qty	Carton Qty	MPG
	FBB171NRP Steel Full Surface Standard Weight Hinge w/ Non- Removable Pin	4.5"	P	600	711065510		45.53	Ea.	1 Ea.	3 Ea.	30 Ea.	E0
		4.5"	26D	652	711062481		59.58	Ea.	1 Ea.	3 Ea.	30 Ea.	E0
	CB173 Steel Half Surface Standard Weight Hinge	4"	P	600			34.18	Ea.	1 Ea.	3 Ea.	48 Ea.	E0
		4.5"	26D	652	711452726		50.57	Ea.	1 Ea.	3 Ea.	30 Ea.	E0
			P	600	711452722		41.91	Ea.	1 Ea.	3 Ea.	30 Ea.	E0
	F173 Steel Half Surface Standard Weight Hinge	4.5"	P	600	711050132	✓	18.77	Ea.	1 Ea.	3 Ea.	30 Ea.	E0
		4.5"	26D	652	711050134		25.04	Ea.	1 Ea.	3 Ea.	30 Ea.	E0
	F173NRP Steel Half Surface Standard Weight Hinge w/ Non- Removable Pin	4.5"	P	600	711050131		26.07	Ea.	1 Ea.	3 Ea.	30 Ea.	E0
		4.5"	26D	652	711050145		32.34	Ea.	1 Ea.	3 Ea.	30 Ea.	E0
	FBB173 Steel Half Surface Standard Weight Hinge	4"	P	600	711062682		31.44	Ea.	1 Ea.	3 Ea.	48 Ea.	E0
		4.5"	P	600	711062722	✓	34.84	Ea.	1 Ea.	3 Ea.	30 Ea.	E0
		4.5"	26D	652	711062726	✓	42.11	Ea.	1 Ea.	3 Ea.	30 Ea.	E0
		4.5"	10	639	711062723		37.75	Ea.	1 Ea.	3 Ea.	30 Ea.	E0
		5"	P	600	711062746		53.73	Ea.	1 Ea.	3 Ea.	24 Ea.	E0
		5"	26D	652	711062747	✓	61.47	Ea.	1 Ea.	3 Ea.	24 Ea.	E0
	FBB173NRP Steel Half Surface Standard Weight Hinge w/ Non- Removable Pin	4.5"	P	600	711062734		42.14	Ea.	1 Ea.	3 Ea.	30 Ea.	E0
		4.5"	26D	652	711062735		49.41	Ea.	1 Ea.	3 Ea.	30 Ea.	E0
		5"	P	600	711062743		61.03	Ea.	1 Ea.	3 Ea.	24 Ea.	E0

All prices are for items furnished with screws (as specified in catalog) unless otherwise stated in price list.
* To price other finishes on architectural items – See pricing extras.

** For conversion pins and decorative tips – See Miscellaneous Architectural Parts.
(X) Item must be ordered in these increments.

Five Knuckle Architectural Hinges (cont.)

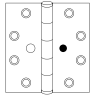


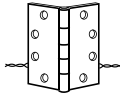

Model	Size	Finish	BHMA	EDP #	Stock Item	List Price	UOM	Order Multiple	Box Qty	Carton Qty	MPG
 CB179 Steel Full Mortise Standard Weight Hinge	3.5"x3.5"	4	633	71458100		18.77	Ea.	1 Ea.	3 Ea.	60 Ea.	E0
		3	632	71458099		23.11	Ea.	1 Ea.	3 Ea.	60 Ea.	E0
		26D	652	71458096	✓	20.70	Ea.	1 Ea.	3 Ea.	60 Ea.	E0
	4"x4"	26	651	71458095		23.11	Ea.	1 Ea.	3 Ea.	60 Ea.	E0
		26D	652	71458261	✓	22.14	Ea.	1 Ea.	3 Ea.	30 Ea.	E0
		3	632	71458277		26.01	Ea.	1 Ea.	3 Ea.	30 Ea.	E0
		F8		71457283		28.89	Ea.	1 Ea.	3 Ea.	30 Ea.	E0
		10A	641	71458202		26.01	Ea.	1 Ea.	3 Ea.	30 Ea.	E0
		10	639	71458201		19.74	Ea.	1 Ea.	3 Ea.	30 Ea.	E0
		P	600	71457282		17.81	Ea.	1 Ea.	3 Ea.	30 Ea.	E0
	4.5"x4.5"	P	600	71453412		19.74	Ea.	1 Ea.	3 Ea.	30 Ea.	E0
		4	633	71453437		20.23	Ea.	1 Ea.	3 Ea.	30 Ea.	E0
		10	639	71453413		20.70	Ea.	1 Ea.	3 Ea.	30 Ea.	E0
		26D	652	71453416	✓	24.56	Ea.	1 Ea.	3 Ea.	30 Ea.	E0
		3	632	71453419		28.40	Ea.	1 Ea.	3 Ea.	30 Ea.	E0
		10A	641	71453429		28.40	Ea.	1 Ea.	3 Ea.	30 Ea.	E0
		26	651	71453415		28.40	Ea.	1 Ea.	3 Ea.	30 Ea.	E0
		15	646	71453431		28.40	Ea.	1 Ea.	3 Ea.	30 Ea.	E0
		P	600	71458431	✓	19.74	Ea.	1 Ea.	3 Ea.	30 Ea.	E0
		4	633	71458784		20.23	Ea.	1 Ea.	3 Ea.	30 Ea.	E0
	4.5"x4.5"	10	639	71458381		20.70	Ea.	1 Ea.	3 Ea.	30 Ea.	E0
		26D	652	71458441	✓	24.56	Ea.	1 Ea.	3 Ea.	30 Ea.	E0
		10A	641	71458383	✓	28.40	Ea.	1 Ea.	3 Ea.	30 Ea.	E0
		3	632	71458436	✓	28.40	Ea.	1 Ea.	3 Ea.	30 Ea.	E0
		26	651	71458438		28.40	Ea.	1 Ea.	3 Ea.	30 Ea.	E0
		10B	640	71457583	✓	28.40	Ea.	1 Ea.	3 Ea.	30 Ea.	E0
		10BL	-	71457584		28.40	Ea.	1 Ea.	3 Ea.	30 Ea.	E0
P		600			31.30	Ea.	1 Ea.	3 Ea.	30 Ea.	E0	
5"x4"	26D	652	71457885		37.08	Ea.	1 Ea.	3 Ea.	30 Ea.	E0	
	P	600	71453818		31.30	Ea.	1 Ea.	3 Ea.	30 Ea.	E0	
5"x4.5"	26D	652	71453823	✓	37.08	Ea.	1 Ea.	3 Ea.	30 Ea.	E0	
	P	600	71458618		31.30	Ea.	1 Ea.	3 Ea.	30 Ea.	E0	
5"x5"	26D	652	71458624		37.08	Ea.	1 Ea.	3 Ea.	30 Ea.	E0	
	4	633			33.23	Ea.	1 Ea.	3 Ea.	30 Ea.	E0	
	10A	641			41.42	Ea.	1 Ea.	3 Ea.	30 Ea.	E0	
	26D	652			29.44	Ea.	1 Ea.	3 Ea.	30 Ea.	E0	
 CB179NRP Steel Full Mortise Standard Weight Hinge w/ Non-Removable Pin	4"x4"	26D	652			29.44	Ea.	1 Ea.	3 Ea.	30 Ea.	E0
		3	632			33.31	Ea.	1 Ea.	3 Ea.	30 Ea.	E0
	4.5"x4"	P	600	71453434		27.04	Ea.	1 Ea.	3 Ea.	30 Ea.	E0
		26D	652	71453436	✓	31.86	Ea.	1 Ea.	3 Ea.	30 Ea.	E0
		15	646	71453421		35.70	Ea.	1 Ea.	3 Ea.	30 Ea.	E0
		4	633	71453424		27.53	Ea.	1 Ea.	3 Ea.	30 Ea.	E0
		10	639			35.30	Ea.	1 Ea.	3 Ea.	30 Ea.	E0
	4.5"x4.5"	3	632			43.00	Ea.	1 Ea.	3 Ea.	30 Ea.	E0
		4	633	71457582		27.53	Ea.	1 Ea.	3 Ea.	30 Ea.	E0
		P	600	71458851	✓	27.04	Ea.	1 Ea.	3 Ea.	30 Ea.	E0
		10	639	71458852		28.00	Ea.	1 Ea.	3 Ea.	30 Ea.	E0
		26D	652	71458853	✓	31.86	Ea.	1 Ea.	3 Ea.	30 Ea.	E0
		10B	640	71458850		35.70	Ea.	1 Ea.	3 Ea.	30 Ea.	E0
		26	651	71458439		35.70	Ea.	1 Ea.	3 Ea.	30 Ea.	E0
		10A	641	71458857		35.70	Ea.	1 Ea.	3 Ea.	30 Ea.	E0
3	632	71458847		35.70	Ea.	1 Ea.	3 Ea.	30 Ea.	E0		
5"x4.5"	26D	652	71453837	✓	44.38	Ea.	1 Ea.	3 Ea.	30 Ea.	E0	
	5"x5"	26D	652			44.38	Ea.	1 Ea.	3 Ea.	30 Ea.	E0
	10A	641			48.72	Ea.	1 Ea.	3 Ea.	30 Ea.	E0	

All prices are for items furnished with screws (as specified in catalog) unless otherwise stated in price list.
 * To price other finishes on architectural items – See pricing extras.

** For conversion pins and decorative tips – See Miscellaneous Architectural Parts.
 (X) Item must be ordered in these increments.

Five Knuckle Architectural Hinges (cont.)


Hinges & Door Accessories

	Model	Size	Finish	BHMA	EDP #	Stock Item	List Price	UOM	Order Multiple	Box Qty	Carton Qty	MPG
	CB179NRP w/ SEC. ST. Steel Full Mortise Standard Weight Hinge w/Security Stud	4.5"x4.5"	26D	652	711458444	✓	4276	Ea.	1Ea.	3 Ea.	30 Ea.	E0
	CBK179 Steel Full Mortise Standard Weight Hinge w/Rust Resisting Base	4.5"x4.5"	P	600	711458432		3064	Ea.	1Ea.	3 Ea.	30 Ea.	E0
	CBK179NRP Steel Full Mortise Standard Weight Hinge w/Rust Resisting Base	4.5"x4.5"	P	600	711458849		4154	Ea.	1Ea.	3 Ea.	30 Ea.	E0
	CECB179-12C 12 Conductor Electrified Hinge w/ Quick Connect	4.5"x4.5"	26D	652	711450058		479.56	Ea.	1Ea.	1Ea.	5 Ea.	D4
			3	632	711450055		483.40	Ea.	1Ea.	1Ea.	5 Ea.	D4
			4	633	711450056		475.23	Ea.	1Ea.	1Ea.	5 Ea.	D4
			10B	640	711450057		483.40	Ea.	1Ea.	1Ea.	5 Ea.	D4
		5" x 4"	26D	652	711450100		492.08	Ea.	1Ea.	1Ea.	5 Ea.	D4
		5" x 4.5"	10B	640	711450089		590.49	Ea.	1Ea.	1Ea.	5 Ea.	D4
		5" x 4.5"	26D	652	711450105		492.08	Ea.	1Ea.	1Ea.	5 Ea.	D4
	CECB179-18 Steel Full Mortise Standard Weight Concealed Conductor Hinge Spec. 8- wire	4.5"x4.5"	26D	652	711839217	✓	464.56	Ea.	1Ea.	1Ea.	5 Ea.	D4
		5"x4.5"	26D	652	711839225		477.08	Ea.	1Ea.	1Ea.	5 Ea.	D4
	CECB179-54 Steel Full Mortise Standard Weight Concealed Conductor Hinge 4- wire	4.5"x4"	26	651	711450331		358.40	Ea.	1Ea.	1Ea.	5 Ea.	D4
			26D	652	711450330		354.56	Ea.	1Ea.	1Ea.	5 Ea.	D4
		4.5"x4.5"	26D	652	711450352	✓	354.56	Ea.	1Ea.	1Ea.	5 Ea.	D4
			26	651	711450376		358.40	Ea.	1Ea.	1Ea.	5 Ea.	D4
			4	633	711450377		350.23	Ea.	1Ea.	1Ea.	5 Ea.	D4
	CECB179-66 Steel Full Mortise Standard Weight Concealed Conductor Hinge Spec. 6- wire	4.5"x4.5"	10	639	711450035		435.70	Ea.	1Ea.	1Ea.	5 Ea.	D4
			10A	641	711450036		443.40	Ea.	1Ea.	1Ea.	5 Ea.	D4
			26	651	711450038		443.40	Ea.	1Ea.	1Ea.	5 Ea.	D4
			26D	652	711450034	✓	439.56	Ea.	1Ea.	1Ea.	5 Ea.	D4
			3	632	711450037		443.40	Ea.	1Ea.	1Ea.	5 Ea.	D4
	HTCB179 Steel Full Mortise Standard Weight Hinge w/Hospital Tips	4.5"x4.5"	26D	652	711458856		4276	Ea.	1Ea.	3 Ea.	30 Ea.	E0

All prices are for items furnished with screws (as specified in catalog) unless otherwise stated in price list.
 * To price other finishes on architectural items – See pricing extras.


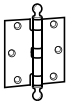

** For conversion pins and decorative tips – See Miscellaneous Architectural Parts.
 (X) Item must be ordered in these increments.

Five Knuckle Architectural Hinges (cont.)

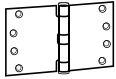
Model	Size	Finish	BHMA	EDP #	Stock Item	List Price	UOM	Order Multiple	Box Qty	Carton Qty	MPG	
 F179 Steel Full Mortise Standard Weight Hinge	3"X3"	26D	652	711053252	✓	7.70	Ea.	1Ea.	2 Ea.	60 Ea.	EO	
		3	632	711053256		9.37	Ea.	1Ea.	2 Ea.	60 Ea.	EO	
		10B	640	711053200		8.96	Ea.	1Ea.	2 Ea.	60 Ea.	EO	
		P	600	711053201		4.56	Ea.	1Ea.	2 Ea.	60 Ea.	EO	
	35"X3"	4	633	711053054		4.56	Ea.	1Ea.	2 Ea.	60 Ea.	EO	
	35"X35"	P	600	711050480		4.58	Ea.	1Ea.	2 Ea.	60 Ea.	EO	
		4	633	711050491	✓	4.82	Ea.	1Ea.	2 Ea.	60 Ea.	EO	
		10	639	711050482		5.19	Ea.	1Ea.	2 Ea.	60 Ea.	EO	
		10*	693	711050479		4.62	Ea.	1Ea.	2 Ea.	60 Ea.	EO	
		10A	641	711050483	✓	9.15	Ea.	1Ea.	2 Ea.	60 Ea.	EO	
		26D	652	711050484	✓	7.92	Ea.	1Ea.	2 Ea.	60 Ea.	EO	
		26	651	711050486	✓	9.14	Ea.	1Ea.	2 Ea.	60 Ea.	EO	
		3	632	711050489	✓	9.15	Ea.	1Ea.	2 Ea.	60 Ea.	EO	
		10B	640	711050400	✓	9.14	Ea.	1Ea.	2 Ea.	60 Ea.	EO	
		10BL	-	711050421	✓	9.10	Ea.	1Ea.	2 Ea.	60 Ea.	EO	
		15	646	711050401	✓	9.14	Ea.	1Ea.	2 Ea.	60 Ea.	EO	
		15A	647	711050402		9.13	Ea.	1Ea.	2 Ea.	60 Ea.	EO	
		5	638	711050403		8.64	Ea.	1Ea.	2 Ea.	60 Ea.	EO	
		LA	-	711050481		5.75	Ea.	1Ea.	2 Ea.	60 Ea.	EO	
		4"X35"	26D	652	711050522		10.58	Ea.	1Ea.	3 Ea.	30 Ea.	EO
			3	632	711050523		12.02	Ea.	1Ea.	3 Ea.	30 Ea.	EO
	26		651	711050524		12.02	Ea.	1Ea.	3 Ea.	30 Ea.	EO	
	4"X4"	P	600	711050541	✓	5.28	Ea.	1Ea.	3 Ea.	30 Ea.	EO	
		4	633	711050552	✓	5.77	Ea.	1Ea.	3 Ea.	30 Ea.	EO	
		10*	693	711050556	✓	5.28	Ea.	1Ea.	3 Ea.	30 Ea.	EO	
		26D	652	711050549	✓	10.58	Ea.	1Ea.	3 Ea.	30 Ea.	EO	
		10A	641	711050546	✓	12.02	Ea.	1Ea.	3 Ea.	30 Ea.	EO	
		26	651	711050547	✓	12.02	Ea.	1Ea.	3 Ea.	30 Ea.	EO	
		3	632	711050551	✓	12.02	Ea.	1Ea.	3 Ea.	30 Ea.	EO	
		F8	-	711050554		10.77	Ea.	1Ea.	3 Ea.	30 Ea.	EO	
		10B	640	711050569	✓	12.02	Ea.	1Ea.	3 Ea.	30 Ea.	EO	
		10BL	-	711050575	✓	12.02	Ea.	1Ea.	3 Ea.	30 Ea.	EO	
		15	646	711050571	✓	12.02	Ea.	1Ea.	3 Ea.	30 Ea.	EO	
		15A	647	711050572		12.02	Ea.	1Ea.	3 Ea.	30 Ea.	EO	
		5	638	711050573		9.62	Ea.	1Ea.	3 Ea.	30 Ea.	EO	
4.5"X4"		P	600	711053870		7.26	Ea.	1Ea.	3 Ea.	30 Ea.	EO	
		19	631	711950315	✓	13.01	Ea.	1Ea.	3 Ea.	30 Ea.	EO	
	4	633	711053879		7.69	Ea.	1Ea.	3 Ea.	30 Ea.	EO		
	10	639	711053874		8.66	Ea.	1Ea.	3 Ea.	30 Ea.	EO		
	26D	652	711053878	✓	11.06	Ea.	1Ea.	3 Ea.	30 Ea.	EO		
	10A	641	711053875		12.99	Ea.	1Ea.	3 Ea.	30 Ea.	EO		
	26	651	711053876		12.99	Ea.	1Ea.	3 Ea.	30 Ea.	EO		
	3	632	711053877		12.99	Ea.	1Ea.	3 Ea.	30 Ea.	EO		
	14	645			13.47	Ea.	1Ea.	3 Ea.	30 Ea.	EO		
	15	646	711053856		12.99	Ea.	1Ea.	3 Ea.	30 Ea.	EO		
	4.5"X4.5"	P	600	711050029	✓	7.28	Ea.	1Ea.	3 Ea.	30 Ea.	EO	
		19	631	711950316	✓	13.01	Ea.	1Ea.	3 Ea.	30 Ea.	EO	
4		633	711050042	✓	7.69	Ea.	1Ea.	3 Ea.	30 Ea.	EO		
10		639	711050034	✓	8.66	Ea.	1Ea.	3 Ea.	30 Ea.	EO		
26D		652	711050038	✓	11.06	Ea.	1Ea.	3 Ea.	30 Ea.	EO		
10B		640	711050022	✓	12.99	Ea.	1Ea.	3 Ea.	30 Ea.	EO		
10A		641	711050035	✓	12.99	Ea.	1Ea.	3 Ea.	30 Ea.	EO		
26		651	711050036	✓	12.99	Ea.	1Ea.	3 Ea.	30 Ea.	EO		
3		632	711050043	✓	12.99	Ea.	1Ea.	3 Ea.	30 Ea.	EO		
F8		-	711050044		14.45	Ea.	1Ea.	3 Ea.	30 Ea.	EO		
15		646	711050026	✓	12.99	Ea.	1Ea.	3 Ea.	30 Ea.	EO		
10BL		-	711050030		12.99	Ea.	1Ea.	3 Ea.	30 Ea.	EO		
DD		624E	711050046		9.14	Ea.	1Ea.	3 Ea.	30 Ea.	EO		
LA		-			8.66	Ea.	1Ea.	3 Ea.	30 Ea.	EO		
5"X4"	26D	652	711050736		26.48	Ea.	1Ea.	3 Ea.	30 Ea.	EO		
	3	632	711050742		33.71	Ea.	1Ea.	3 Ea.	30 Ea.	EO		
5"X4.5"	19	631			31.15	Ea.	1Ea.	3 Ea.	30 Ea.	EO		
	26D	652	711050816		26.48	Ea.	1Ea.	3 Ea.	30 Ea.	EO		
5"X5"	P	600	711050845		2.18	Ea.	1Ea.	3 Ea.	30 Ea.	EO		
	19	631			31.15	Ea.	1Ea.	3 Ea.	30 Ea.	EO		
	26D	652	711050853		26.48	Ea.	1Ea.	3 Ea.	30 Ea.	EO		

Five Knuckle Architectural Hinges (cont.)

Hinges & Door Accessories






Model	Size	Finish	BHMA	EDP #	Stock Item	List Price	UOM	Order Multiple	Box Qty	Carton Qty	MPG
 F179NRP Steel Full Mortise Standard Weight Hinge w/ Non-Removable Pin	4"X4"	P	600	711055102	✓	12.58	Ea.	1Ea.	3 Ea.	30 Ea.	E0
		26D	652	711050539		17.88	Ea.	1Ea.	3 Ea.	30 Ea.	E0
	4.5"X4"	P	600	711053851	✓	14.56	Ea.	1Ea.	3 Ea.	30 Ea.	E0
		19	631			20.31	Ea.	1Ea.	3 Ea.	30 Ea.	E0
		26D	652	711053891		18.36	Ea.	1Ea.	3 Ea.	30 Ea.	E0
		3	632	711053854		20.29	Ea.	1Ea.	3 Ea.	30 Ea.	E0
	4.5"X4.5"	P	600	711050068	✓	14.58	Ea.	1Ea.	3 Ea.	30 Ea.	E0
		19	631			20.31	Ea.	1Ea.	3 Ea.	30 Ea.	E0
		10	639	711050075		15.96	Ea.	1Ea.	3 Ea.	30 Ea.	E0
		26D	652	711050073	✓	18.36	Ea.	1Ea.	3 Ea.	30 Ea.	E0
		10B	640	711050048		20.29	Ea.	1Ea.	3 Ea.	30 Ea.	E0
		10A	641	711050071		20.29	Ea.	1Ea.	3 Ea.	30 Ea.	E0
		26	651	711050049		20.29	Ea.	1Ea.	3 Ea.	30 Ea.	E0
		10BL	-	711050031		20.29	Ea.	1Ea.	3 Ea.	30 Ea.	E0
		5"X4.5"	19	631			38.45	Ea.	1Ea.	3 Ea.	30 Ea.
	5"X5"	P	600	711050844		28.48	Ea.	1Ea.	3 Ea.	30 Ea.	E0
		19	631			38.45	Ea.	1Ea.	3 Ea.	30 Ea.	E0
		26D	652	711050863		33.78	Ea.	1Ea.	3 Ea.	30 Ea.	E0
 F179BT** Steel Full Mortise Standard Weight Hinge with Ball Tips	3"X3"	3	632	711053251		33.67	Ea.	1Ea.	2 Ea.	60 Ea.	E0
	3.5"X3.5"	3	632	711050405		33.45	Ea.	1Ea.	2 Ea.	60 Ea.	E0
	4"X4"	3	632	711050561		36.32	Ea.	1Ea.	3 Ea.	30 Ea.	E0
	4.5"X4.5"	3	632	711050085		37.29	Ea.	1Ea.	3 Ea.	30 Ea.	E0
 F179ST** Steel Full Mortise Standard Weight Hinge with Steeple Tip	3.5"X3.5"	3	632	711050493		33.45	Ea.	1Ea.	2 Ea.	60 Ea.	E0
	4"X4"	3	632	711050559		36.32	Ea.	1Ea.	3 Ea.	30 Ea.	E0
	4.5"X4.5"	3	632	711050086		37.29	Ea.	1Ea.	3 Ea.	30 Ea.	E0

Five Knuckle Architectural Hinges (cont.)

Model	Size	Finish	BHMA	EDP #	Stock Item	List Price	UOM	Order Multiple	Box Qty	Carton Qty	MPG
 F179WT Wide Throw Steel Full Mortise Standard Weight Hinge	3.5"X5"	4	633	711054827		2165	Ea.	1Ea.	2 Ea.	30 Ea.	E0
		P	600	711054830		2165	Ea.	1Ea.	2 Ea.	30 Ea.	E0
		26D	652	711054833		25.99	Ea.	1Ea.	2 Ea.	30 Ea.	E0
		3	632	711054828		29.60	Ea.	1Ea.	2 Ea.	30 Ea.	E0
		10A	641	711054834		29.60	Ea.	1Ea.	2 Ea.	30 Ea.	E0
	3.5"X6"	26	651	711054835		29.60	Ea.	1Ea.	2 Ea.	30 Ea.	E0
		P	600	711054837		2165	Ea.	1Ea.	2 Ea.	30 Ea.	E0
		4	633	711054844		2165	Ea.	1Ea.	2 Ea.	30 Ea.	E0
		26D	652	711054840		25.99	Ea.	1Ea.	2 Ea.	30 Ea.	E0
		10A	641	711054841		29.60	Ea.	1Ea.	2 Ea.	30 Ea.	E0
	4"X5"	3	632	711054843		29.60	Ea.	1Ea.	2 Ea.	30 Ea.	E0
		4	633	711055112		34.67	Ea.	1Ea.	3 Ea.	30 Ea.	E0
		P	600	711055115		33.71	Ea.	1Ea.	3 Ea.	30 Ea.	E0
		26D	652	711055118		38.04	Ea.	1Ea.	3 Ea.	30 Ea.	E0
		3	632	711055113		42.86	Ea.	1Ea.	3 Ea.	30 Ea.	E0
	4"X6"	10A	641	711055119		42.86	Ea.	1Ea.	3 Ea.	30 Ea.	E0
		26	651	711055121		42.86	Ea.	1Ea.	3 Ea.	30 Ea.	E0
		P	600	711055122		33.71	Ea.	1Ea.	3 Ea.	30 Ea.	E0
		4	633	711055134		34.67	Ea.	1Ea.	3 Ea.	30 Ea.	E0
		10	639	711055124		35.16	Ea.	1Ea.	3 Ea.	30 Ea.	E0
4"X7"	26D	652	711055125		38.04	Ea.	1Ea.	3 Ea.	30 Ea.	E0	
	3	632	711055111		42.86	Ea.	1Ea.	3 Ea.	30 Ea.	E0	
	10A	641	711055126		42.86	Ea.	1Ea.	3 Ea.	30 Ea.	E0	
	P	600	711055128		33.71	Ea.	1Ea.	3 Ea.	30 Ea.	E0	
	4	633	711055136		34.67	Ea.	1Ea.	3 Ea.	30 Ea.	E0	
4.5"X5"	26D	652	711055131		38.04	Ea.	1Ea.	3 Ea.	30 Ea.	E0	
	10A	641	711055132		42.86	Ea.	1Ea.	3 Ea.	30 Ea.	E0	
	3	632	711055135		42.86	Ea.	1Ea.	3 Ea.	30 Ea.	E0	
	P	600	711053511		50.57	Ea.	1Ea.	3 Ea.	30 Ea.	E0	
	26D	652	711053514		62.15	Ea.	1Ea.	3 Ea.	30 Ea.	E0	
4.5"X6"	10A	641	711053515		66.47	Ea.	1Ea.	3 Ea.	30 Ea.	E0	
	3	632	711053517		66.47	Ea.	1Ea.	3 Ea.	30 Ea.	E0	
	P	600	711053754		50.57	Ea.	1Ea.	3 Ea.	30 Ea.	E0	
	4	633	711053763		57.32	Ea.	1Ea.	3 Ea.	30 Ea.	E0	
	10	639	711053758		59.25	Ea.	1Ea.	3 Ea.	30 Ea.	E0	
4.5"X7"	26D	652	711053759		62.15	Ea.	1Ea.	3 Ea.	30 Ea.	E0	
	10A	641	711053760		66.47	Ea.	1Ea.	3 Ea.	30 Ea.	E0	
	26	651	711053761		66.47	Ea.	1Ea.	3 Ea.	30 Ea.	E0	
	3	632	711053762		66.47	Ea.	1Ea.	3 Ea.	30 Ea.	E0	
	P	600	711055438		57.32	Ea.	1Ea.	3 Ea.	30 Ea.	E0	
4.5"X8"	26D	652	711055441		65.98	Ea.	1Ea.	3 Ea.	30 Ea.	E0	
	P	600	711055444		57.32	Ea.	1Ea.	3 Ea.	30 Ea.	E0	
5"X8"	26D	652	711055447		65.98	Ea.	1Ea.	3 Ea.	30 Ea.	E0	
	26D	652	711050878		77.07	Ea.	1Ea.	3 Ea.	30 Ea.	E0	

Five Knuckle Architectural Hinges (cont.)

Hinges & Door Accessories


	Model	Size	Finish	BHMA	EDP #	Stock Item	List Price	UOM	Order Multiple	Box Qty	Carton Qty	MPG	
	RDF179 Steel Full Mortise Standard Weight 1/4" Radius Corner Hinge	3.5"x3.5"	P	600	711050498		11.18	Ea.	1 Ea.	2 Ea.	60 Ea.	E0	
			4	633	711050505		11.42	Ea.	1 Ea.	2 Ea.	60 Ea.	E0	
			26D	652	711050501	✓	14.52	Ea.	1 Ea.	2 Ea.	60 Ea.	E0	
			10A	641	711050500		15.75	Ea.	1 Ea.	2 Ea.	60 Ea.	E0	
			3	632	711050504		15.75	Ea.	1 Ea.	2 Ea.	60 Ea.	E0	
			10B	640	711050408		15.74	Ea.	1 Ea.	2 Ea.	60 Ea.	E0	
			15	646	711050409	✓	15.74	Ea.	1 Ea.	2 Ea.	60 Ea.	E0	
			15A	647	711050410		15.73	Ea.	1 Ea.	2 Ea.	60 Ea.	E0	
			26	651	711050411		15.74	Ea.	1 Ea.	2 Ea.	60 Ea.	E0	
		5	638	711050412		15.24	Ea.	1 Ea.	2 Ea.	60 Ea.	E0		
		4"x4"	4	633	711050532		12.37	Ea.	1 Ea.	3 Ea.	30 Ea.	E0	
			26D	652	711050537		17.18	Ea.	1 Ea.	3 Ea.	30 Ea.	E0	
			3	632	711050526		18.62	Ea.	1 Ea.	3 Ea.	30 Ea.	E0	
			10A	641	711050530		18.62	Ea.	1 Ea.	3 Ea.	30 Ea.	E0	
			15	646	711050415	✓	18.62	Ea.	1 Ea.	3 Ea.	30 Ea.	E0	
			5	638	711050418		16.22	Ea.	1 Ea.	3 Ea.	30 Ea.	E0	
			15A	647	711050416		18.62	Ea.	1 Ea.	3 Ea.	30 Ea.	E0	
			P	600	711050420		11.88	Ea.	1 Ea.	3 Ea.	30 Ea.	E0	
				RDF179NRP Steel Full Mortise Standard Weight 1/4" Radius Corner Hinge w/ Non-Removable Pin	4"x4"	4	633	711050558		19.67	Ea.	1 Ea.	3 Ea.
26D	652					711050533		24.48	Ea.	1 Ea.	3 Ea.	30 Ea.	E0
10A	641	711050528					25.92	Ea.	1 Ea.	3 Ea.	30 Ea.	E0	
3	632	711050535					25.92	Ea.	1 Ea.	3 Ea.	30 Ea.	E0	
	F179K Steel Full Mortise Standard Weight Hinge w/Rust Resisting Base	4.5"x4.5"	P	600			15.78	Ea.	1 Ea.	3 Ea.	30 Ea.	E0	
	CEFBB179-54 Steel Full Mortise Standard Weight Concealed Conductor Hinge 4- wire	4.5"x4"	26D	652	711060330	✓	349.83	Ea.	1 Ea.	1 Ea.	5 Ea.	D4	
			P	600	711060334		346.92	Ea.	1 Ea.	1 Ea.	5 Ea.	D4	
		4.5"x4.5"	P	600	711060370		346.92	Ea.	1 Ea.	1 Ea.	5 Ea.	D4	
			26D	652	711060352	✓	349.83	Ea.	1 Ea.	1 Ea.	5 Ea.	D4	
			10	639	711060373		348.37	Ea.	1 Ea.	1 Ea.	5 Ea.	D4	
			10A	641	711060375		353.70	Ea.	1 Ea.	1 Ea.	5 Ea.	D4	
			26	651	711060376		353.70	Ea.	1 Ea.	1 Ea.	5 Ea.	D4	
			3	632	711060378		353.70	Ea.	1 Ea.	1 Ea.	5 Ea.	D4	
			5"x4.5"	26D	652	711060382		360.97	Ea.	1 Ea.	1 Ea.	5 Ea.	D4
				CEFBB179-66 Steel Full Mortise Standard Weight Concealed Conductor Hinge Spec. 6- wire	4.5"x4.5"	10	639	711060101		448.37	Ea.	1 Ea.	1 Ea.
10A	641	711060102					453.70	Ea.	1 Ea.	1 Ea.	5 Ea.	D4	
5"x4.5"	26D	652			711060100		449.83	Ea.	1 Ea.	1 Ea.	5 Ea.	D4	
	26D	652			711060105		460.97	Ea.	1 Ea.	1 Ea.	5 Ea.	D4	

All prices are for items furnished with screws (as specified in catalog) unless otherwise stated in price list.
* To price other finishes on architectural items – See pricing extras.

** For conversion pins and decorative tips – See Miscellaneous Architectural Parts.
(X) Item must be ordered in these increments.

Five Knuckle Architectural Hinges (cont.)

Hinges & Door Accessories






Model	Size	Finish	BHMA	EDP #	Stock Item	List Price	UOM	Order Multiple	Box Qty	Carton Qty	MPG
 FBB179 Steel Full Mortise Standard Weight Hinge	35"X3.5"	26D	652	711068096	✓	17.90	Ea.	1Ea.	3 Ea.	60 Ea.	E0
		3	632	711068099		21.77	Ea.	1Ea.	3 Ea.	60 Ea.	E0
		26	651	711068095		21.77	Ea.	1Ea.	3 Ea.	60 Ea.	E0
		4	633	711068100		14.02	Ea.	1Ea.	3 Ea.	60 Ea.	E0
	35"X5"	10BL	-	711069844		21.77	Ea.	1Ea.	3 Ea.	30 Ea.	E0
	4"X3.5"	26D	652	711067244		17.90	Ea.	1Ea.	3 Ea.	30 Ea.	E0
		3	632	711067245		21.77	Ea.	1Ea.	3 Ea.	30 Ea.	E0
	4"X4"	P	600	711067282		16.44	Ea.	1Ea.	3 Ea.	30 Ea.	E0
		4	633	711068278		16.92	Ea.	1Ea.	3 Ea.	30 Ea.	E0
		26D	652	711068261	✓	18.86	Ea.	1Ea.	3 Ea.	30 Ea.	E0
10		639	711068201		17.90	Ea.	1Ea.	3 Ea.	30 Ea.	E0	
10A		641	711068202	✓	23.70	Ea.	1Ea.	3 Ea.	30 Ea.	E0	
3		632	711068277	✓	23.70	Ea.	1Ea.	3 Ea.	30 Ea.	E0	
26		651	711068279		23.70	Ea.	1Ea.	3 Ea.	30 Ea.	E0	
F8		-	711067283		26.62	Ea.	1Ea.	3 Ea.	30 Ea.	E0	
15		646	711069836		23.70	Ea.	1Ea.	3 Ea.	30 Ea.	E0	
5		638	711069838		20.32	Ea.	1Ea.	3 Ea.	30 Ea.	E0	
15A		647	711069837		23.70	Ea.	1Ea.	3 Ea.	30 Ea.	E0	
4.5"X4"		P	600	711063412	✓	16.92	Ea.	1Ea.	3 Ea.	30 Ea.	E0
		19	631	711950317	✓	23.33	Ea.	1Ea.	3 Ea.	30 Ea.	E0
		4	633	711063437		17.90	Ea.	1Ea.	3 Ea.	30 Ea.	E0
		10	639	711063413	✓	18.37	Ea.	1Ea.	3 Ea.	30 Ea.	E0
	26D	652	711063416	✓	19.83	Ea.	1Ea.	3 Ea.	30 Ea.	E0	
	26	651	711063415	✓	23.70	Ea.	1Ea.	3 Ea.	30 Ea.	E0	
	3	632	711063419	✓	23.70	Ea.	1Ea.	3 Ea.	30 Ea.	E0	
	10A	641	711063429	✓	23.70	Ea.	1Ea.	3 Ea.	30 Ea.	E0	
	15	646	711063431	✓	23.70	Ea.	1Ea.	3 Ea.	30 Ea.	E0	
	14	645	711063430		23.70	Ea.	1Ea.	3 Ea.	30 Ea.	E0	
	4.5"X4.5"	P	600	711068431	✓	16.92	Ea.	1Ea.	3 Ea.	30 Ea.	E0
		19	631	711950318	✓	23.33	Ea.	1Ea.	3 Ea.	30 Ea.	E0
4		633	711068784	✓	17.90	Ea.	1Ea.	3 Ea.	30 Ea.	E0	
10		639	711068381	✓	18.37	Ea.	1Ea.	3 Ea.	30 Ea.	E0	
10*		693	711068785		21.77	Ea.	1Ea.	3 Ea.	30 Ea.	E0	
26D		652	711068441	✓	19.83	Ea.	1Ea.	3 Ea.	30 Ea.	E0	
10B		640	711067583	✓	23.70	Ea.	1Ea.	3 Ea.	30 Ea.	E0	
10BL		-	711069843		23.70	Ea.	1Ea.	3 Ea.	30 Ea.	E0	
10A		641	711068383	✓	23.70	Ea.	1Ea.	3 Ea.	30 Ea.	E0	
3		632	711068436	✓	23.70	Ea.	1Ea.	3 Ea.	30 Ea.	E0	
26		651	711068438	✓	23.70	Ea.	1Ea.	3 Ea.	30 Ea.	E0	
15		646	711067585	✓	23.70	Ea.	1Ea.	3 Ea.	30 Ea.	E0	
5"X4"		P	600	711067888		16.92	Ea.	1Ea.	3 Ea.	30 Ea.	E0
		4	633	711067882		17.90	Ea.	1Ea.	3 Ea.	30 Ea.	E0
		26D	652	711067885		19.83	Ea.	1Ea.	3 Ea.	30 Ea.	E0
5"X4.5"		P	600	711063818		28.55	Ea.	1Ea.	3 Ea.	30 Ea.	E0
	19	631			36.43	Ea.	1Ea.	3 Ea.	30 Ea.	E0	
	10	639	711063821		29.99	Ea.	1Ea.	3 Ea.	30 Ea.	E0	
	26D	652	711063823	✓	30.97	Ea.	1Ea.	3 Ea.	30 Ea.	E0	
5"X5"	P	600	711068618	✓	28.55	Ea.	1Ea.	3 Ea.	24 Ea.	E0	
	19	631			36.43	Ea.	1Ea.	3 Ea.	24 Ea.	E0	
	4	633	711068625		29.51	Ea.	1Ea.	3 Ea.	24 Ea.	E0	
	26D	652	711068624	✓	30.97	Ea.	1Ea.	3 Ea.	24 Ea.	E0	
	3	632	711068627		39.68	Ea.	1Ea.	3 Ea.	24 Ea.	E0	
	10A	641	711068622		39.68	Ea.	1Ea.	3 Ea.	24 Ea.	E0	
6"X5"	P	600	711068113		60.02	Ea.	1Ea.	3 Ea.	24 Ea.	E0	
6"X6"	P	600	711068123		60.02	Ea.	1Ea.	3 Ea.	24 Ea.	E0	
	26D	652	711068128		69.70	Ea.	1Ea.	3 Ea.	24 Ea.	E0	

All prices are for items furnished with screws (as specified in catalog) unless otherwise stated in price list.
 * To price other finishes on architectural items – See pricing extras.

** For conversion pins and decorative tips – See Miscellaneous Architectural Parts.
 (X) Item must be ordered in these increments.

Five Knuckle Architectural Hinges (cont.)

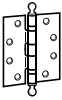
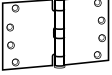
Hinges & Door Accessories

	Model	Size	Finish	BHMA	EDP #	Stock Item	List Price	UOM	Order Multiple	Box Qty	Carton Qty	MPG
	OKSFBB179 By LOCKT Steel Adjustable Full Mortise Standard Weight Hinge	4.5"x4.5"	26D	652	7265994		3715	Ea.	30 Ea.	3 Ea.	30 Ea.	E0
	FBB179NRP Steel Full Mortise Standard Weight Hinge w/ Non- Removable Pin	3.5"x3"	3	632	711068019		2907	Ea.	1 Ea.	3 Ea.	60 Ea.	E0
		3.5"x3.5"	26D	652	711068097		2520	Ea.	1 Ea.	3 Ea.	60 Ea.	E0
			3	632	711068169		2907	Ea.	1 Ea.	3 Ea.	60 Ea.	E0
		4"x3.5"	26D	652	711067241		2520	Ea.	1 Ea.	3 Ea.	30 Ea.	E0
		4"x4"	P	600	711067270		2374	Ea.	1 Ea.	3 Ea.	30 Ea.	E0
			4	633	711067269		2422	Ea.	1 Ea.	3 Ea.	30 Ea.	E0
			10	639	711067265		2520	Ea.	1 Ea.	3 Ea.	30 Ea.	E0
			26D	652	711068281	✓	2616	Ea.	1 Ea.	3 Ea.	30 Ea.	E0
			10A	641	711067266		3100	Ea.	1 Ea.	3 Ea.	30 Ea.	E0
			26	651	711067267		3100	Ea.	1 Ea.	3 Ea.	30 Ea.	E0
			3	632	711067268		3100	Ea.	1 Ea.	3 Ea.	30 Ea.	E0
		4.5"x4"	P	600	711063434	✓	2422	Ea.	1 Ea.	3 Ea.	30 Ea.	E0
			19	631	711950319	✓	3063	Ea.	1 Ea.	3 Ea.	30 Ea.	E0
			4	633	711063424		2520	Ea.	1 Ea.	3 Ea.	30 Ea.	E0
			10	639	711063411		2567	Ea.	1 Ea.	3 Ea.	30 Ea.	E0
			26D	652	711063436	✓	2713	Ea.	1 Ea.	3 Ea.	30 Ea.	E0
			3	632	711063423		3100	Ea.	1 Ea.	3 Ea.	30 Ea.	E0
			10A	641	711063435		3100	Ea.	1 Ea.	3 Ea.	30 Ea.	E0
			15	646	711063421		3100	Ea.	1 Ea.	3 Ea.	30 Ea.	E0
			26	651	711063422		3100	Ea.	1 Ea.	3 Ea.	30 Ea.	E0
		4.5"x4.5"	P	600	711068851	✓	2422	Ea.	1 Ea.	3 Ea.	30 Ea.	E0
			19	631	711950320	✓	3063	Ea.	1 Ea.	3 Ea.	30 Ea.	E0
			4	633	711067582	✓	2520	Ea.	1 Ea.	3 Ea.	30 Ea.	E0
			10	639	711068852	✓	2567	Ea.	1 Ea.	3 Ea.	30 Ea.	E0
			26D	652	711068853	✓	2713	Ea.	1 Ea.	3 Ea.	30 Ea.	E0
			26	651	711068439	✓	3100	Ea.	1 Ea.	3 Ea.	30 Ea.	E0
			10A	641	711068857	✓	3100	Ea.	1 Ea.	3 Ea.	30 Ea.	E0
			3	632	711068847	✓	3100	Ea.	1 Ea.	3 Ea.	30 Ea.	E0
			10B	640	711068850		3100	Ea.	1 Ea.	3 Ea.	30 Ea.	E0
		5"x4.5"	P	600	711063836		3585	Ea.	1 Ea.	3 Ea.	24 Ea.	E0
			19	631			4373	Ea.	1 Ea.	3 Ea.	24 Ea.	E0
			10A	641	711068634		4592	Ea.	1 Ea.	3 Ea.	24 Ea.	E0
			26D	652	711063837		3827	Ea.	1 Ea.	3 Ea.	24 Ea.	E0
		5"x5"	P	600	711068632		3585	Ea.	1 Ea.	3 Ea.	24 Ea.	E0
			19	631			4373	Ea.	1 Ea.	3 Ea.	24 Ea.	E0
			4	633	711068637	✓	3681	Ea.	1 Ea.	3 Ea.	24 Ea.	E0
			26D	652	711068631		3827	Ea.	1 Ea.	3 Ea.	24 Ea.	E0
			3	632	711068636		4698	Ea.	1 Ea.	3 Ea.	24 Ea.	E0
			10A	641	711068635		4698	Ea.	1 Ea.	3 Ea.	24 Ea.	E0
	OKSFBB179NRP By LOCKT Steel Adjustable Full Mortise Standard Weight Hinge w/ Non- Removable Pin	4.5"x4.5"	26D	652	7265995		4445	Ea.	30 Ea.	3 Ea.	30 Ea.	E0
	FBB179NRP w/ SEC. ST. Steel Full Mortise Standard Weight Hinge x Security Stud	4.5"x4.5"	26D	652	711068444		3803	Ea.	1 Ea.	3 Ea.	30 Ea.	E0
	FBB179BT** Steel Full Mortise Standard Weight Hinge with Ball Tips	4.5"x4.5"	3	632	711068846		4800	Ea.	1 Ea.	3 Ea.	30 Ea.	E0

All prices are for items furnished with screws (as specified in catalog) unless otherwise stated in price list.
* To price other finishes on architectural items – See pricing extras.

** For conversion pins and decorative tips – See Miscellaneous Architectural Parts.
(X) Item must be ordered in these increments.

Five Knuckle Architectural Hinges (cont.)

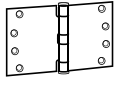




Model	Size	Finish	BHMA	EDP #	Stock Item	List Price	UOM	Order Multiple	Box Qty	Carton Qty	MPG	
	FBB179ST** Steel Full Mortise Standard Weight Hinge with Steeple Tips	4.5"x4.5"	3	632	711068845	48.00	Ea.	1 Ea.	3 Ea.	30 Ea.	E0	
	FBB179WT Steel Wide Throw Full Mortise Standard Weight Hinge	3.5"x5"	P	600	711068133	31.44	Ea.	1 Ea.	3 Ea.	24 Ea.	E0	
			4	633	711068134	32.42	Ea.	1 Ea.	3 Ea.	24 Ea.	E0	
			10*	693	711068136	32.42	Ea.	1 Ea.	3 Ea.	24 Ea.	E0	
			10	639	711068137	32.42	Ea.	1 Ea.	3 Ea.	24 Ea.	E0	
			26D	652	711068138	35.32	Ea.	1 Ea.	3 Ea.	24 Ea.	E0	
			3	632	711068139	40.16	Ea.	1 Ea.	3 Ea.	24 Ea.	E0	
			10A	641	711068140	40.16	Ea.	1 Ea.	3 Ea.	24 Ea.	E0	
			10B	640	711068141	40.16	Ea.	1 Ea.	3 Ea.	24 Ea.	E0	
		3.5"x6"	P	600	711068143	31.44	Ea.	1 Ea.	3 Ea.	24 Ea.	E0	
			4	633	711068144	32.42	Ea.	1 Ea.	3 Ea.	24 Ea.	E0	
			26D	652	711068148	35.32	Ea.	1 Ea.	3 Ea.	24 Ea.	E0	
			3	632	711068149	40.16	Ea.	1 Ea.	3 Ea.	24 Ea.	E0	
			10B	640	711068151	40.16	Ea.	1 Ea.	3 Ea.	24 Ea.	E0	
			4"x5"	P	600	711065121	44.04	Ea.	1 Ea.	3 Ea.	24 Ea.	E0
				4	633	711065122	45.02	Ea.	1 Ea.	3 Ea.	24 Ea.	E0
				26D	652	711065126	48.88	Ea.	1 Ea.	3 Ea.	24 Ea.	E0
		3		632	711065127	53.24	Ea.	1 Ea.	3 Ea.	24 Ea.	E0	
		10A		641	711065128	53.24	Ea.	1 Ea.	3 Ea.	24 Ea.	E0	
		10BL		-	711065151	53.24	Ea.	1 Ea.	3 Ea.	24 Ea.	E0	
		10B		640	711065129	53.24	Ea.	1 Ea.	3 Ea.	24 Ea.	E0	
		4"x6"		P	600	711065131	44.04	Ea.	1 Ea.	3 Ea.	24 Ea.	E0
			4	633	711065132	45.02	Ea.	1 Ea.	3 Ea.	24 Ea.	E0	
			10*	693	711065134	45.49	Ea.	1 Ea.	3 Ea.	24 Ea.	E0	
			10	639	711065135	45.49	Ea.	1 Ea.	3 Ea.	24 Ea.	E0	
			26D	652	711065136	48.88	Ea.	1 Ea.	3 Ea.	24 Ea.	E0	
			3	632	711065137	53.24	Ea.	1 Ea.	3 Ea.	24 Ea.	E0	
			10A	641	711065138	53.24	Ea.	1 Ea.	3 Ea.	24 Ea.	E0	
			10B	640	711065139	53.24	Ea.	1 Ea.	3 Ea.	24 Ea.	E0	
			26	651	711065140	53.24	Ea.	1 Ea.	3 Ea.	24 Ea.	E0	
			10BL	-	711065152	53.24	Ea.	1 Ea.	3 Ea.	24 Ea.	E0	
			4"x7"	26D	652	711065146	48.88	Ea.	1 Ea.	3 Ea.	24 Ea.	E0
				3	632	711065147	53.24	Ea.	1 Ea.	3 Ea.	24 Ea.	E0
10B	640	711065149		53.24	Ea.	1 Ea.	3 Ea.	24 Ea.	E0			
10BL	-	711065153		53.24	Ea.	1 Ea.	3 Ea.	24 Ea.	E0			
4.5"x5"	P	600	711068863	67.28	Ea.	1 Ea.	3 Ea.	30 Ea.	E0			
	4	633	711068864	68.73	Ea.	1 Ea.	3 Ea.	30 Ea.	E0			
	10	639	711068867	69.21	Ea.	1 Ea.	3 Ea.	30 Ea.	E0			
	26D	652	711068868	72.12	Ea.	1 Ea.	3 Ea.	30 Ea.	E0			
	3	632	711068869	76.96	Ea.	1 Ea.	3 Ea.	30 Ea.	E0			
	10A	641	711068870	76.96	Ea.	1 Ea.	3 Ea.	30 Ea.	E0			
	10B	640	711068871	76.96	Ea.	1 Ea.	3 Ea.	30 Ea.	E0			
	26	651	711068872	76.96	Ea.	1 Ea.	3 Ea.	30 Ea.	E0			
4.5"x6"	P	600	711068873	67.28	Ea.	1 Ea.	3 Ea.	30 Ea.	E0			
	4	633	711068874	68.73	Ea.	1 Ea.	3 Ea.	30 Ea.	E0			
	10*	693	711068876	69.21	Ea.	1 Ea.	3 Ea.	30 Ea.	E0			
	10	639	711068877	69.21	Ea.	1 Ea.	3 Ea.	30 Ea.	E0			
	26D	652	711068878	72.12	Ea.	1 Ea.	3 Ea.	30 Ea.	E0			
	3	632	711068879	76.96	Ea.	1 Ea.	3 Ea.	30 Ea.	E0			
	10A	641	711068880	76.96	Ea.	1 Ea.	3 Ea.	30 Ea.	E0			
	10B	640	711068881	76.96	Ea.	1 Ea.	3 Ea.	30 Ea.	E0			
	26	651	711068882	76.96	Ea.	1 Ea.	3 Ea.	30 Ea.	E0			
	10BL	-	711069849	76.96	Ea.	1 Ea.	3 Ea.	30 Ea.	E0			

All prices are for items furnished with screws (as specified in catalog) unless otherwise stated in price list.
 * To price other finishes on architectural items – See pricing extras.

** For conversion pins and decorative tips – See Miscellaneous Architectural Parts.
 (X) Item must be ordered in these increments.

Five Knuckle Architectural Hinges (cont.)

Hinges & Door Accessories



	Model	Size	Finish	BHMA	EDP #	Stock Item	List Price	UOM	Order Multiple	Box Qty	Carton Qty	MPG		
	FBB179WT (Cont.) Steel Wide Throw Full Mortise Standard Weight Hinge	4.5"x7"	P	600	711068883		67.28	Ea.	1 Ea.	3 Ea.	30 Ea.	E0		
			4	633	711068884		68.73	Ea.	1 Ea.	3 Ea.	30 Ea.	E0		
			10	639	711068887		69.21	Ea.	1 Ea.	3 Ea.	30 Ea.	E0		
			26D	652	711068888		72.12	Ea.	1 Ea.	3 Ea.	30 Ea.	E0		
			10B	640	711068891		76.96	Ea.	1 Ea.	3 Ea.	30 Ea.	E0		
			26	651	711068892		76.96	Ea.	1 Ea.	3 Ea.	30 Ea.	E0		
			10BL	-	711069850		76.96	Ea.	1 Ea.	3 Ea.	15 Ea.	E0		
		3	632			76.96	Ea.	1 Ea.	3 Ea.	30 Ea.	E0			
		4.5"x8"	P	600	711068893		67.28	Ea.	1 Ea.	3 Ea.	30 Ea.	E0		
			4	633	711068894		68.73	Ea.	1 Ea.	3 Ea.	30 Ea.	E0		
			10	639	711068897		69.21	Ea.	1 Ea.	3 Ea.	30 Ea.	E0		
			26D	652	711068898		72.12	Ea.	1 Ea.	3 Ea.	30 Ea.	E0		
			3	632	711068899		76.96	Ea.	1 Ea.	3 Ea.	30 Ea.	E0		
			10A	641	711068900		76.96	Ea.	1 Ea.	3 Ea.	30 Ea.	E0		
			10B	640	711068901		76.96	Ea.	1 Ea.	3 Ea.	30 Ea.	E0		
		10BL	-	711069851		76.96	Ea.	1 Ea.	3 Ea.	30 Ea.	E0			
		5"x7"	P	600	711068650		82.28	Ea.	1 Ea.	3 Ea.	18 Ea.	E0		
			4	633	711068651		83.26	Ea.	1 Ea.	3 Ea.	18 Ea.	E0		
			26D	652	711068654		87.61	Ea.	1 Ea.	3 Ea.	18 Ea.	E0		
			3	632	711068655		92.45	Ea.	1 Ea.	3 Ea.	18 Ea.	E0		
			10A	641	711068656		92.45	Ea.	1 Ea.	3 Ea.	18 Ea.	E0		
			10B	640	711068657		92.45	Ea.	1 Ea.	3 Ea.	18 Ea.	E0		
		5"x8"	4	633	711068660		83.26	Ea.	1 Ea.	3 Ea.	18 Ea.	E0		
			10	639	711068663		84.22	Ea.	1 Ea.	3 Ea.	18 Ea.	E0		
			26D	652	711068664		87.61	Ea.	1 Ea.	3 Ea.	18 Ea.	E0		
			3	632	711068665		92.45	Ea.	1 Ea.	3 Ea.	18 Ea.	E0		
			FBBK179	4.5"x4.5"	P	600	711068432		27.82	Ea.	1 Ea.	3 Ea.	30 Ea.	E0
														Steel Full Mortise Standard Weight Hinge w/Rust Resisting Base
	FBBK179NRP	4.5"x4.5"	P	600	711068849		35.12	Ea.	1 Ea.	3 Ea.	30 Ea.	E0		
												Steel Full Mortise Standard Weight Hinge w/Rust Resisting Base and Non-Removable Pin		
	HTFBB179	4.5"x4.5"	26D	652	711068856	✓	38.03	Ea.	1 Ea.	3 Ea.	30 Ea.	E0		
												Steel Full Mortise Standard Weight Hinge w/Hospital Tips		
	RDFBB179 Steel Full Mortise Standard Weight 1/4" Radius Corner Hinge	3.5"x3.5"	3	632	711068293		28.37	Ea.	1 Ea.	3 Ea.	60 Ea.	E0		
			4	633	711068294		20.62	Ea.	1 Ea.	3 Ea.	60 Ea.	E0		
			26D	652	711068295		24.50	Ea.	1 Ea.	3 Ea.	60 Ea.	E0		
		4"x4"	26D	652	711068287		25.46	Ea.	1 Ea.	3 Ea.	30 Ea.	E0		
			26	651	711069840		30.30	Ea.	1 Ea.	3 Ea.	30 Ea.	E0		
			4	633	711069842		23.52	Ea.	1 Ea.	3 Ea.	30 Ea.	E0		
			3	632	711069841		30.30	Ea.	1 Ea.	3 Ea.	30 Ea.	E0		

All prices are for items furnished with screws (as specified in catalog) unless otherwise stated in price list.
 * To price other finishes on architectural items – See pricing extras.

** For conversion pins and decorative tips – See Miscellaneous Architectural Parts.
 (X) Item must be ordered in these increments.

Five Knuckle Architectural Hinges (cont.)

Hinges & Door Accessories

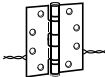
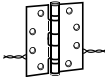


Model	Size	Finish	BHMA	EDP #	Stock Item	List Price	UOM	Order Multiple	Box Qty	Carton Qty	MPG	
 CB191 Brass, Bronze or Stainless Steel Full Mortise Standard Weight Hinge	35"X3.5"	10B	613	71443350		5154	Ea.	1Ea.	3 Ea.	60 Ea.	E0	
		3	605	71443334		5106	Ea.	1Ea.	3 Ea.	60 Ea.	E0	
		26D	626	71446056		4913	Ea.	1Ea.	3 Ea.	60 Ea.	E0	
		32D	630	71443657		5637	Ea.	1Ea.	3 Ea.	60 Ea.	E0	
	4"X4"	3	605	71443364		5106	Ea.	1Ea.	3 Ea.	30 Ea.	E0	
		10B	613	71443374		5154	Ea.	1Ea.	3 Ea.	30 Ea.	E0	
		26D	626	71443362		4913	Ea.	1Ea.	3 Ea.	30 Ea.	E0	
	4.5"X4"	32D	630	71440077	✓	5637	Ea.	1Ea.	3 Ea.	30 Ea.	E0	
		26D	626	71447236		5828	Ea.	1Ea.	3 Ea.	30 Ea.	E0	
		626W	626W	711950281		6994	Ea.	1Ea.	3 Ea.	30 Ea.	E0	
		3	605	71447238		6215	Ea.	1Ea.	3 Ea.	30 Ea.	E0	
		32D	630	71444156	✓	6406	Ea.	1Ea.	3 Ea.	30 Ea.	E0	
		630W	630W	711950280		7688	Ea.	1Ea.	3 Ea.	30 Ea.	E0	
		10B	613	71447203		6215	Ea.	1Ea.	3 Ea.	30 Ea.	E0	
		4.5"X4.5"	4	606	71443403		5057	Ea.	1Ea.	3 Ea.	30 Ea.	E0
			10	612	71443422		5154	Ea.	1Ea.	3 Ea.	30 Ea.	E0
			26D	626	71443392	✓	5828	Ea.	1Ea.	3 Ea.	30 Ea.	E0
	626W		626W	711950279		6994	Ea.	1Ea.	3 Ea.	30 Ea.	E0	
	26		625	71443389		6215	Ea.	1Ea.	3 Ea.	30 Ea.	E0	
	10B		613	71443435		6215	Ea.	1Ea.	3 Ea.	30 Ea.	E0	
	3		605	71443402		6215	Ea.	1Ea.	3 Ea.	30 Ea.	E0	
	32D		630	71440114	✓	6406	Ea.	1Ea.	3 Ea.	30 Ea.	E0	
	5"X4"	630W	630W	711950278		7688	Ea.	1Ea.	3 Ea.	30 Ea.	E0	
		26D	626			6744	Ea.	1Ea.	3 Ea.	30 Ea.	E0	
	5"X4.5"	32D	630	71444340		7852	Ea.	1Ea.	3 Ea.	30 Ea.	E0	
		630W	630W	711950282		9423	Ea.	1Ea.	3 Ea.	30 Ea.	E0	
		10B	613	71447383		7274	Ea.	1Ea.	3 Ea.	30 Ea.	E0	
	5"x5"	10B	613	71443663		7274	Ea.	1Ea.	3 Ea.	24 Ea.	E0	
32D		630	71443782		7852	Ea.	1Ea.	3 Ea.	24 Ea.	E0		
3		605			7274	Ea.	1Ea.	3 Ea.	24 Ea.	E0		
 CB191NRP Brass, Bronze or Stainless Steel Full Mortise Standard Weight Hinge w/ Non-Removable Pin	35"X3.5"	3	605			5836	Ea.	1Ea.	3 Ea.	60 Ea.	E0	
		32D	630			6367	Ea.	1Ea.	3 Ea.	60 Ea.	E0	
	4.5"X4"	26D	626	71441258	✓	6558	Ea.	1Ea.	3 Ea.	30 Ea.	E0	
		626W	626W	711950285		7724	Ea.	1Ea.	3 Ea.	30 Ea.	E0	
		10B	613	71447266		6945	Ea.	1Ea.	3 Ea.	30 Ea.	E0	
		32D	630	71444161	✓	7136	Ea.	1Ea.	3 Ea.	30 Ea.	E0	
		630W	630W	711950286		8418	Ea.	1Ea.	3 Ea.	30 Ea.	E0	
		3	605	71447255		6945	Ea.	1Ea.	3 Ea.	30 Ea.	E0	
	4.5"X4.5"	26D	626	71443393		6558	Ea.	1Ea.	3 Ea.	30 Ea.	E0	
		626W	626W	711950284		7724	Ea.	1Ea.	3 Ea.	30 Ea.	E0	
		3	605	71443395		6945	Ea.	1Ea.	3 Ea.	30 Ea.	E0	
		10B	613	71443438		6945	Ea.	1Ea.	3 Ea.	30 Ea.	E0	
		32D	630	71440116	✓	7136	Ea.	1Ea.	3 Ea.	30 Ea.	E0	
		630W	630W	711950283		8418	Ea.	1Ea.	3 Ea.	30 Ea.	E0	
		32	629			7870	Ea.	1Ea.	3 Ea.	30 Ea.	E0	
		10	612	71443437		5884	Ea.	1Ea.	3 Ea.	30 Ea.	E0	
	5"X4.5"	32D	630	71444350	✓	8582	Ea.	1Ea.	3 Ea.	30 Ea.	E0	
		630W	630W	711950287		10153	Ea.	1Ea.	3 Ea.	30 Ea.	E0	
	CECB191-12C 12 Conductor Electrified Hinge w/ Quick Connect	4.5" X 4.5"	32D	630	71450101		574.06	Ea.	1Ea.	1Ea.	5 Ea.	D4
			26D	626	71450081		513.28	Ea.	1Ea.	1Ea.	5 Ea.	D4
			3	605	71450082		517.15	Ea.	1Ea.	1Ea.	5 Ea.	D4
			4	606	71450083		505.57	Ea.	1Ea.	1Ea.	5 Ea.	D4
			10B	613	71450084		517.15	Ea.	1Ea.	1Ea.	5 Ea.	D4

All prices are for items furnished with screws (as specified in catalog) unless otherwise stated in price list.
 * To price other finishes on architectural items – See pricing extras.



** For conversion pins and decorative tips – See Miscellaneous Architectural Parts.
 (X) Item must be ordered in these increments.

Five Knuckle Architectural Hinges (cont.)

Hinges & Door Accessories




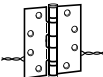
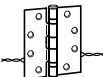
	Model	Size	Finish	BHMA	EDP #	Stock Item	List Price	UOM	Order Multiple	Box Qty	Carton Qty	MPG
	CECEB191-18	4.5"x4.5"	32D	630	711839258	✓	574.06	Ea.	1Ea.	1Ea.	5 Ea.	D4
		5"x4.5"	32D	630	711839266		588.52	Ea.	1Ea.	1Ea.	5 Ea.	D4
	CECEB191-54	4.5"x4.5"	32D	630	711440380		449.06	Ea.	1Ea.	1Ea.	5	D4
	CECEB191-66	4.5"x4.5"	10	612	711440002		481.54	Ea.	1Ea.	1Ea.	5	D4
			10B	613	711440003		492.15	Ea.	1Ea.	1Ea.	5	D4
			26	625	711440005		492.15	Ea.	1Ea.	1Ea.	5	D4
			26D	626	711440001		488.28	Ea.	1Ea.	1Ea.	5	D4
			3	605	711440004		492.15	Ea.	1Ea.	1Ea.	5	D4
			5"x4.5"	26D	626	711440006		552.17	Ea.	1Ea.	1Ea.	5
	F191	3.5"x3.5"	26D	626	711036056		31.05	Ea.	1Ea.	2 Ea.	60 Ea.	E0
			10	612	711036086		31.05	Ea.	1Ea.	2 Ea.	60 Ea.	E0
			3	605	711036057		34.66	Ea.	1Ea.	2 Ea.	60 Ea.	E0
			10B	613	711036087	✓	34.66	Ea.	1Ea.	2 Ea.	60 Ea.	E0
			26	625	711036059		34.66	Ea.	1Ea.	2 Ea.	60 Ea.	E0
			32D	630	711037186		39.00	Ea.	1Ea.	2 Ea.	60 Ea.	E0
		4"x4"	P	600	711036147		33.71	Ea.	1Ea.	3 Ea.	30 Ea.	E0
			26D	626	711036118		34.67	Ea.	1Ea.	3 Ea.	30 Ea.	E0
			3	605	711036121		39.49	Ea.	1Ea.	3 Ea.	30 Ea.	E0
			10B	613	711036149	✓	39.49	Ea.	1Ea.	3 Ea.	30 Ea.	E0
			26	625	711036116		39.49	Ea.	1Ea.	3 Ea.	30 Ea.	E0
			32D	630	711034302	✓	44.30	Ea.	1Ea.	3 Ea.	30 Ea.	E0
			32	629	711034303		48.64	Ea.	1Ea.	3 Ea.	30 Ea.	E0
		4.5"x4"	32D	630	711037342		45.74	Ea.	1Ea.	3 Ea.	30 Ea.	E0
		4.5"x4.5"	10	612	711033993		36.13	Ea.	1Ea.	3 Ea.	30 Ea.	E0
			4	606	711033963		35.16	Ea.	1Ea.	3 Ea.	30 Ea.	E0
			26D	626	711033962		37.08	Ea.	1Ea.	3 Ea.	30 Ea.	E0
			3	605	711033966		42.38	Ea.	1Ea.	3 Ea.	30 Ea.	E0
			10B	613	711033994	✓	42.38	Ea.	1Ea.	3 Ea.	30 Ea.	E0
			32D	630	711037353	✓	47.69	Ea.	1Ea.	3 Ea.	30 Ea.	E0
			32	629	711037351		52.50	Ea.	1Ea.	3 Ea.	30 Ea.	E0
	F191NRP	3.5"x3.5"	10B	613	711036010		41.96	Ea.	1Ea.	2 Ea.	60 Ea.	E0
			3	605	711036055		41.96	Ea.	1Ea.	2 Ea.	60 Ea.	E0
			26	625	711036011		41.96	Ea.	1Ea.	2 Ea.	60 Ea.	E0
			32D	630	711037185		46.30	Ea.	1Ea.	2 Ea.	60 Ea.	E0
		4"x4"	P	600	711033981		41.01	Ea.	1Ea.	3 Ea.	30 Ea.	E0
			26D	626	711036143		41.97	Ea.	1Ea.	3 Ea.	30 Ea.	E0
			3	605	711036140		46.79	Ea.	1Ea.	3 Ea.	30 Ea.	E0
			10B	613	711036145		46.79	Ea.	1Ea.	3 Ea.	30 Ea.	E0
			26	625	711036115		46.79	Ea.	1Ea.	3 Ea.	30 Ea.	E0
			32	629	711034300		55.94	Ea.	1Ea.	3 Ea.	30 Ea.	E0
		4.5"x4.5"	10	612	711036246		43.43	Ea.	1Ea.	3 Ea.	30 Ea.	E0
			4	606	711033980		42.46	Ea.	1Ea.	3 Ea.	30 Ea.	E0
			26D	626	711033974		44.38	Ea.	1Ea.	3 Ea.	30 Ea.	E0
			3	605	711033970		49.68	Ea.	1Ea.	3 Ea.	30 Ea.	E0
			10B	613	711036247		49.68	Ea.	1Ea.	3 Ea.	30 Ea.	E0
			32D	630	711037362	✓	54.99	Ea.	1Ea.	3 Ea.	30 Ea.	E0
			32	629	711033979		59.80	Ea.	1Ea.	3 Ea.	30 Ea.	E0

Five Knuckle Architectural Hinges (cont.)

Model	Size	Finish	BHMA	EDP #	Stock Item	List Price	UOM	Order Multiple	Box Qty	Carton Qty	MPG		
 FBB191 Brass, Bronze or Stainless Steel Full Mortise Standard Weight Hinge	3.5"x3.5"	3	605	711043334		46.47	Ea.	1 Ea.	3 Ea.	90 Ea.	E0		
		32D	630	711043659		54.69	Ea.	1 Ea.	3 Ea.	90 Ea.	E0		
		26D	626	711043335		39.68	Ea.	1 Ea.	3 Ea.	90 Ea.	E0		
	4"x4"	3	605	711043364		✓	46.47	Ea.	1 Ea.	3 Ea.	48 Ea.	E0	
		10B	613	711043374			46.47	Ea.	1 Ea.	3 Ea.	48 Ea.	E0	
		26	625	711043363			46.47	Ea.	1 Ea.	3 Ea.	48 Ea.	E0	
		32D	630	711040077		✓	53.24	Ea.	1 Ea.	3 Ea.	48 Ea.	E0	
		26D	626	711043362			39.68	Ea.	1 Ea.	3 Ea.	48 Ea.	E0	
		10	612	711043372			37.75	Ea.	1 Ea.	3 Ea.	48 Ea.	E0	
		4.5"x4"	P	600	711047240			41.14	Ea.	1 Ea.	3 Ea.	48 Ea.	E0
	10		612	711047202			42.58	Ea.	1 Ea.	3 Ea.	48 Ea.	E0	
	4		606	711047237			43.56	Ea.	1 Ea.	3 Ea.	48 Ea.	E0	
	19		622				64.34	Ea.	1 Ea.	3 Ea.	48 Ea.	E0	
	26D		626	711047236		✓	45.49	Ea.	1 Ea.	3 Ea.	48 Ea.	E0	
	15		619	711043814			52.28	Ea.	1 Ea.	3 Ea.	48 Ea.	E0	
	3		605	711047238			52.28	Ea.	1 Ea.	3 Ea.	48 Ea.	E0	
	32D		630	711044156			54.69	Ea.	1 Ea.	3 Ea.	48 Ea.	E0	
	4.5"x4.5"		P	600	711043399			41.14	Ea.	1 Ea.	3 Ea.	48 Ea.	E0
			4	606	711043403		✓	43.56	Ea.	1 Ea.	3 Ea.	48 Ea.	E0
		10	612	711043422			42.58	Ea.	1 Ea.	3 Ea.	48 Ea.	E0	
		26D	626	711043392		✓	45.49	Ea.	1 Ea.	3 Ea.	48 Ea.	E0	
		26	625	711043389			52.28	Ea.	1 Ea.	3 Ea.	48 Ea.	E0	
		3	605	711043402		✓	52.28	Ea.	1 Ea.	3 Ea.	48 Ea.	E0	
		10B	613	711043435		✓	52.28	Ea.	1 Ea.	3 Ea.	48 Ea.	E0	
		32	629	711040109			58.56	Ea.	1 Ea.	3 Ea.	48 Ea.	E0	
		19	622	711950323		✓	64.34	Ea.	1 Ea.	3 Ea.	48 Ea.	E0	
		32D	630	711040822		✓	54.69	Ea.	1 Ea.	3 Ea.	48 Ea.	E0	
	5"x4"	26D	626	711047343			50.33	Ea.	1 Ea.	3 Ea.	30 Ea.	E0	
	5"x4.5"	19	622				75.17	Ea.	1 Ea.	3 Ea.	30 Ea.	E0	
		32D	630	711044340		✓	63.89	Ea.	1 Ea.	3 Ea.	30 Ea.	E0	
26D		626	711047412			52.75	Ea.	1 Ea.	3 Ea.	30 Ea.	E0		
5"x5"	3	605	711043522			61.00	Ea.	1 Ea.	3 Ea.	24 Ea.	E0		
	10B	613	711043663		✓	61.00	Ea.	1 Ea.	3 Ea.	24 Ea.	E0		
	19	622				75.17	Ea.	1 Ea.	3 Ea.	24 Ea.	E0		
	32D	630	711043782			63.89	Ea.	1 Ea.	3 Ea.	24 Ea.	E0		
 QKSFB191 By LOCKT Steel Adjustable Full Mortise Heavy Weight Hinge	4.5"x4.5"	26D	652	7265998		68.92	Ea.	30 Ea.	3 Ea.	30 Ea.	E0		

Five Knuckle Architectural Hinges (cont.)


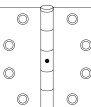


Hinges & Door Accessories

Model	Size	Finish	BHMA	EDP #	Stock Item	List Price	UOM	Order Multiple	Box Qty	Carton Qty	MPG
	3.5"x3.5"	3	605	711043332		53.77	Ea.	1 Ea.	3 Ea.	60 Ea.	E0
		32D	630	711043655		61.99	Ea.	1 Ea.	3 Ea.	60 Ea.	E0
	4"x4"	3	605	711043367		53.77	Ea.	1 Ea.	3 Ea.	30 Ea.	E0
		10B	613	711043379		53.77	Ea.	1 Ea.	3 Ea.	30 Ea.	E0
		26	625	711043361		53.77	Ea.	1 Ea.	3 Ea.	30 Ea.	E0
		4	606	711047252		50.86	Ea.	1 Ea.	3 Ea.	30 Ea.	E0
	4.5"x4.5"	10	612	711047265		49.88	Ea.	1 Ea.	3 Ea.	30 Ea.	E0
		19	622			71.64		1 Ea.	3 Ea.	30 Ea.	E0
		26D	626	711041258	✓	52.79	Ea.	1 Ea.	3 Ea.	30 Ea.	E0
		3	605	711047255		59.58	Ea.	1 Ea.	3 Ea.	30 Ea.	E0
		32D	630	711044161	✓	61.99	Ea.	1 Ea.	3 Ea.	30 Ea.	E0
		15	619	711043824		59.58	Ea.	1 Ea.	3 Ea.	30 Ea.	E0
		10B	613	711047266		63.35	Ea.	1 Ea.	3 Ea.	30 Ea.	E0
		P	600	711043394		48.44	Ea.	1 Ea.	3 Ea.	30 Ea.	E0
		4	606	711043396		50.86	Ea.	1 Ea.	3 Ea.	30 Ea.	E0
		10	612	711043438	✓	49.88	Ea.	1 Ea.	3 Ea.	30 Ea.	E0
	4.5"x4.5"	19	622	711950324	✓	71.64	Ea.	1 Ea.	3 Ea.	30 Ea.	E0
		26D	626	711043393	✓	52.79	Ea.	1 Ea.	3 Ea.	30 Ea.	E0
		3	605	711043395		59.58	Ea.	1 Ea.	3 Ea.	30 Ea.	E0
		26	625	711043401		59.58	Ea.	1 Ea.	3 Ea.	30 Ea.	E0
		10B	613	711043439	✓	59.58	Ea.	1 Ea.	3 Ea.	30 Ea.	E0
		32	629	711040115		65.86	Ea.	1 Ea.	3 Ea.	30 Ea.	E0
		32D	630	711040116	✓	61.99	Ea.	1 Ea.	3 Ea.	30 Ea.	E0
		5"x4.5"	32D	630	711044350	✓	71.19	Ea.	1 Ea.	3 Ea.	30 Ea.
19		622			82.47	Ea.	1 Ea.	3 Ea.	30 Ea.	E0	
26D		626	711047422		60.05	Ea.	1 Ea.	3 Ea.	30 Ea.	E0	
5"x5"	3	605	711043540		68.30	Ea.	1 Ea.	3 Ea.	24 Ea.	E0	
	10B	613	711043667		68.30	Ea.	1 Ea.	3 Ea.	24 Ea.	E0	
	19	622			82.47	Ea.	1 Ea.	3 Ea.	24 Ea.	E0	
	32D	630	711043780		71.19	Ea.	1 Ea.	3 Ea.	24 Ea.	E0	
	FBB191NRP w/ SEC. ST.	4.5"x4.5"	32D	630	711068446	76.22	Ea.	1 Ea.	3 Ea.	30 Ea.	E0
	Stainless Steel Full Mortise Standard Weight Hinge x Security Stud										
	QKSFBB191NRP	4.5"x4.5"	26D	652	7265999	72.89	Ea.	30 Ea.	3 Ea.	30 Ea.	E0
	By LOCKT Steel Adjustable Full Mortise Heavy Weight Hinge										
	CEFB191-54	4.5"x4.5"	32D	630	711040801	439.69	Ea.	1 Ea.	1 Ea.	5 Ea.	D4
	Brass, Bronze or Stainless Steel Full Mortise Standard Weight Concealed Conductor Hinge 4- wire										
	CEFB191-66	4.5"x4.5"	26D	626	711060106	475.49	Ea.	1 Ea.	1 Ea.	5 Ea.	D4
		4.5"x4.5"	3	605	711060109	482.28	Ea.	1 Ea.	1 Ea.	5 Ea.	D4
	Brass, Bronze or Stainless Steel Full Mortise Standard Weight Concealed Conductor Hinge Spec. 6- wire										

All prices are for items furnished with screws (as specified in catalog) unless otherwise stated in price list.
* To price other finishes on architectural items – See pricing extras.

** For conversion pins and decorative tips – See Miscellaneous Architectural Parts.
(X) Item must be ordered in these increments.

Five Knuckle Architectural Hinges (cont.)

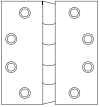

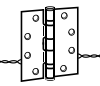


Model	Size	Finish	BHMA	EDP #	Stock Item	List Price	UOM	Order Multiple	Box Qty	Carton Qty	MPG	
 CB199 Brass, Bronze or Stainless Steel Full Mortise Heavy Weight Hinge	4.5"x4"	32D	630	71444518	✓	101.66	Ea.	1 Ea.	3 Ea.	30 Ea.	E0	
		630W	630W	71950307		121.99	Ea.	1 Ea.	3 Ea.	30 Ea.	E0	
	4.5"x4.5"	10	612		71444932		74.42	Ea.	1 Ea.	3 Ea.	30 Ea.	E0
		26D	626		71444992		81.22	Ea.	1 Ea.	3 Ea.	30 Ea.	E0
		626W	626W		71950305		97.47	Ea.	1 Ea.	3 Ea.	30 Ea.	E0
		10B	613				92.90	Ea.	1 Ea.	3 Ea.	30 Ea.	E0
		32D	630		71444783	✓	101.66	Ea.	1 Ea.	3 Ea.	30 Ea.	E0
		630W	630W		71950306		121.99	Ea.	1 Ea.	3 Ea.	30 Ea.	E0
	5"x4.5"	32	629				110.42	Ea.	1 Ea.	3 Ea.	30 Ea.	E0
		26D	626		71445073		92.41	Ea.	1 Ea.	3 Ea.	24 Ea.	E0
		626W	626W		71950308		110.89	Ea.	1 Ea.	3 Ea.	24 Ea.	E0
		10B	613		71445032		111.39	Ea.	1 Ea.	3 Ea.	24 Ea.	E0
		32D	630		71445072	✓	118.68	Ea.	1 Ea.	3 Ea.	24 Ea.	E0
		630W	630W		71950309		142.41	Ea.	1 Ea.	3 Ea.	24 Ea.	E0
	5"x5"	10B	613		71445111		111.39	Ea.	1 Ea.	3 Ea.	24 Ea.	E0
		3	605				111.39	Ea.	1 Ea.	3 Ea.	24 Ea.	E0
		32D	630		71445125		118.68	Ea.	1 Ea.	3 Ea.	24 Ea.	E0
	6"x4.5"	26D	626			153.24	Ea.	1 Ea.	3 Ea.	24 Ea.	E0	
	6"x5"	26D	626			153.24	Ea.	1 Ea.	3 Ea.	24 Ea.	E0	
	6"x6"	26D	626			153.24	Ea.	1 Ea.	3 Ea.	24 Ea.	E0	
 CB199NRP Brass, Bronze or Stainless Steel Full Mortise Heavy Weight Hinge w/ Non-Removable Pin	4.5"x4"	32D	630	71444520	✓	108.96	Ea.	1 Ea.	3 Ea.	30 Ea.	E0	
		630W	630W	71950312		129.29	Ea.	1 Ea.	3 Ea.	30 Ea.	E0	
	4.5"x4.5"	10	612		71444938		81.72	Ea.	1 Ea.	3 Ea.	30 Ea.	E0
		26D	626		71444998	✓	88.52	Ea.	1 Ea.	3 Ea.	30 Ea.	E0
		626W	626W		71950310		104.77	Ea.	1 Ea.	3 Ea.	30 Ea.	E0
		10B	613		71444940		100.20	Ea.	1 Ea.	3 Ea.	30 Ea.	E0
		32D	630		71444786	✓	108.96	Ea.	1 Ea.	3 Ea.	30 Ea.	E0
		630W	630W		71950311		129.29	Ea.	1 Ea.	3 Ea.	30 Ea.	E0
	5"x4.5"	32	629				117.72	Ea.	1 Ea.	3 Ea.	24 Ea.	E0
		26D	626		71445045		99.71	Ea.	1 Ea.	3 Ea.	24 Ea.	E0
		626W	626W		71950313		118.19	Ea.	1 Ea.	3 Ea.	24 Ea.	E0
		32D	630		71444982	✓	125.98	Ea.	1 Ea.	3 Ea.	24 Ea.	E0
		630W	630W		71950314		149.71	Ea.	1 Ea.	3 Ea.	24 Ea.	E0
		32	629				117.72	Ea.	1 Ea.	3 Ea.	24 Ea.	E0
	5"x5"	10B	613				118.69	Ea.	1 Ea.	3 Ea.	24 Ea.	E0
		10B	613				118.69	Ea.	1 Ea.	3 Ea.	24 Ea.	E0
		32D	630				125.98	Ea.	1 Ea.	3 Ea.	24 Ea.	E0
	CECB199-12C 12 Conductor Electrified Hinge w/ Quick Connect	4.5"x4.5"	32D	630	71450091		611.66	Ea.	1 Ea.	1 EA	5 EA	D4
		5" X 4.5"	32D	630	71450092		628.68	Ea.	1 Ea.	1 EA	5 EA	D4
			10B	613	71450090		566.39	Ea.	1 Ea.	1 EA	5 EA	D4
5" X 5"		26D	626	71450085		547.41	Ea.	1 Ea.	1 EA	5 EA	D4	
		3	605	71450086		566.39	Ea.	1 Ea.	1 EA	5 EA	D4	
		4	606	71450087		565.89	Ea.	1 Ea.	1 EA	5 EA	D4	
		10B	613	71450088		566.39	Ea.	1 Ea.	1 EA	5 EA	D4	
 CECB199-18 Stainless Steel Full Mortise Heavy Weight Concealed Conductor Hinge Spec. 8- wire		4.5"x4.5"	32D	630	71839274	✓	611.66	Ea.	1 Ea.	1 Ea.	5 Ea.	D4
	5"x4.5"	32D	630	71839282		628.68	Ea.	1 Ea.	1 Ea.	5 Ea.	D4	
 CECB199-54 Brass, Bronze or Stainless Steel Full Mortise Heavy Weight Concealed Conductor Hinge 4- wire	4.5"x4.5"	26D	626	71440382		411.22	Ea.	1 Ea.	1 Ea.	5 Ea.	D4	
	4.5"x4.5"	32D	630	71440381		486.66	Ea.	1 Ea.	1 Ea.	5 Ea.	D4	

All prices are for items furnished with screws (as specified in catalog) unless otherwise stated in price list.
 * To price other finishes on architectural items – See pricing extras.

** For conversion pins and decorative tips – See Miscellaneous Architectural Parts.
 (X) Item must be ordered in these increments.

Five Knuckle Architectural Hinges (cont.)



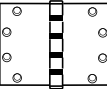
Hinges & Door Accessories

	Model	Size	Finish	BHMA	EDP #	Stock Item	List Price	UOM	Order Multiple	Box Qty	Carton Qty	MPG	
	IHTCB199 N/SRS Stainless Steel Full Mortise Heavy Weight with Institutional Hospital Tip Hinge	4.5"X4.5"	32D	630	711445490		106.04	Ea.	1Ea.	3 Ea.	30 Ea.	E0	
		5"X4.5"	32D	630	711925500		125.99	Ea.	1Ea.	3 Ea.	24 Ea.	E0	
	IHTCB199 SRS Stainless Steel Full Mortise Heavy Weight with Institutional Hospital Tip Hinge and Sheer Resistant Stud	4.5"X4.5"	32D	630	711925491		106.04	Ea.	1Ea.	3 Ea.	30 Ea.	E0	
		5"X4.5"	32D	630	711925494		125.99	Ea.	1Ea.	3 Ea.	24 Ea.	E0	
	CEFB199-54 Stainless Steel Full Mortise Heavy Weight Concealed Conductor Hinge 4- wire	4.5"X4.5"	32D	630	711040802		472.56	Ea.	1Ea.	1Ea.	5	D4	
	FBB199 Brass, Bronze or Stainless Steel Full Mortise Heavy Weight Hinge	4.5"X4"	19	622			97.27	Ea.	1Ea.	3 Ea.	30 Ea.	E0	
			26D	626	711044503		71.99	Ea.	1Ea.	3 Ea.	30 Ea.	E0	
			32D	630	711044518	✓	82.68	Ea.	1Ea.	3 Ea.	30 Ea.	E0	
		4.5"X4.5"	10	612	711044932	✓	67.61	Ea.	1Ea.	3 Ea.	30 Ea.	E0	
			19	622			97.27	Ea.	1Ea.	3 Ea.	30 Ea.	E0	
			26D	626	711044992	✓	71.99	Ea.	1Ea.	3 Ea.	30 Ea.	E0	
			4	606	711044997		66.63	Ea.	1Ea.	3 Ea.	30 Ea.	E0	
			10B	613	711044933		84.14	Ea.	1Ea.	3 Ea.	30 Ea.	E0	
			3	605	711044994		84.14	Ea.	1Ea.	3 Ea.	30 Ea.	E0	
			32D	630	711044783	✓	87.56	Ea.	1Ea.	3 Ea.	30 Ea.	E0	
		5"X4.5"	32	629	711044784		97.77	Ea.	1Ea.	3 Ea.	30 Ea.	E0	
			19	622			116.75	Ea.	1Ea.	3 Ea.	24 Ea.	E0	
			26D	626	711045032		83.65	Ea.	1Ea.	3 Ea.	24 Ea.	E0	
			32D	630	711045073	✓	99.24	Ea.	1Ea.	3 Ea.	24 Ea.	E0	
			32	629	711045074		117.70	Ea.	1Ea.	3 Ea.	24 Ea.	E0	
			5"X5"	3	605	711045094		93.88	Ea.	1Ea.	3 Ea.	24 Ea.	E0
				10B	613	711045111		93.88	Ea.	1Ea.	3 Ea.	24 Ea.	E0
		19		622			116.75	Ea.	1Ea.	3 Ea.	24 Ea.	E0	
		6"X5"	10	612	711045186		128.42	Ea.	1Ea.	3 Ea.	24 Ea.	E0	
			26D	626	711045162		139.12	Ea.	1Ea.	3 Ea.	24 Ea.	E0	
32D	630		711045207		188.26	Ea.	1Ea.	3 Ea.	24 Ea.	E0			
	QKSFBB199 By LOCKT Stainless Steel Adjustable Full Mortise Heavy Weight Hinge	4.5"X4.5"	32D	630	7266000		121.00	Ea.	30 Ea.	3 Ea.	30 Ea.	E0	

All prices are for items furnished with screws (as specified in catalog) unless otherwise stated in price list.
 * To price other finishes on architectural items – See pricing extras.



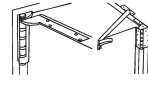
** For conversion pins and decorative tips – See Miscellaneous Architectural Parts.
 (X) Item must be ordered in these increments.

Five Knuckle Architectural Hinges (cont.)

	Model	Size	Finish	BHMA	EDP #	Stock Item	List Price	UOM	Order Multiple	Box Qty	Carton Qty	MPG	
	FBB199NRP Brass, Bronze or Stainless Steel Full Mortise Heavy Weight Hinge w/ Non-Removable Pin	4.5"x4"	19	622			104.57	Ea.	1 Ea.	3 Ea.	30 Ea.	E0	
			26D	626	711044504	✓	79.29	Ea.	1 Ea.	3 Ea.	30 Ea.	E0	
			32D	630	711044520	✓	89.98	Ea.	1 Ea.	3 Ea.	30 Ea.	E0	
		4.5"x4.5"	10	612	711044938		74.91	Ea.	1 Ea.	3 Ea.	30 Ea.	E0	
			19	622			104.57	Ea.	1 Ea.	3 Ea.	30 Ea.	E0	
			26D	626	711044998	✓	79.29	Ea.	1 Ea.	3 Ea.	30 Ea.	E0	
			4	606	711044950		73.93	Ea.	1 Ea.	3 Ea.	30 Ea.	E0	
			10B	613	711044940	✓	91.44	Ea.	1 Ea.	3 Ea.	30 Ea.	E0	
			3	605	711044991		91.44	Ea.	1 Ea.	3 Ea.	30 Ea.	E0	
			32	629	711044781		105.07	Ea.	1 Ea.	3 Ea.	30 Ea.	E0	
			32D	630	711044786	✓	94.86	Ea.	1 Ea.	3 Ea.	30 Ea.	E0	
			5"x4.5"	19	622			124.05	Ea.	1 Ea.	3 Ea.	24 Ea.	E0
				26D	626	711045045	✓	90.95	Ea.	1 Ea.	3 Ea.	24 Ea.	E0
		10B		613	711048039		109.15	Ea.	1 Ea.	3 Ea.	24 Ea.	E0	
		32D		630	711044982	✓	106.54	Ea.	1 Ea.	3 Ea.	24 Ea.	E0	
		32		629	711045071		125.00	Ea.	1 Ea.	3 Ea.	24 Ea.	E0	
		5"x5"	3	605	711045101		101.18	Ea.	1 Ea.	3 Ea.	24 Ea.	E0	
			10B	613	711045119		101.18	Ea.	1 Ea.	3 Ea.	24 Ea.	E0	
			19	622			124.05		1 Ea.	3 Ea.	24 Ea.	E0	
			32D	630	711045122	✓	148.85	Ea.	1 Ea.	3 Ea.	24 Ea.	E0	
	QKSFB199NRP By LOCKT Stainless Steel Adjustable Full Mortise Heavy Weight Hinge w/ Non- Removable Pin	4.5"x4.5"	32D	630	7266001		121.46	Ea.	30 Ea.	3 Ea.	30 Ea.	E0	
	FBB199WT Brass, Bronze or Stainless Steel Steel Wide Throw Steel Full Mortise Heavy Weight Hinge	4.5"x6"					Price on Application						

Pivot Reinforced Hinges

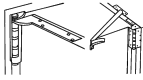


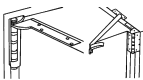
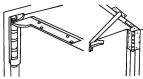
Hinges & Door Accessories

	Model	Size	Finish	BHMA	EDP #	Stock Item	List Price	UOM	Order Multiple	Box Qty	Carton Qty	MPG	
 <p>Must be ordered as a complete set.</p>	CB211 LH	5"x4.5"	26D	652			302.94	Set	1Set	1Set	1Set	EO	
	Steel Pivot-Reinforced Heavy Weight Hinge for Square or Beveled Edge Doors	5"x4.5"	P	600			264.51	Set	1Set	1Set	1Set	EO	
	CB211 RH	5"x4.5"	26D	652			302.94	Set	1Set	1Set	1Set	EO	
	Steel Pivot-Reinforced Heavy Weight Hinge for Square or Beveled Edge Doors	5"x4.5"	P	600			264.51	Set	1Set	1Set	1Set	EO	
	FBB211 LH	5"x4.5"	26D	652	711061426			274.86	Set	1Set	1Set	1Set	EO
	Steel Pivot-Reinforced Heavy Weight Hinge for Square or Beveled Edge Doors												
 <p>Must be ordered as a complete set.</p>	FBB211 RH	5"x4.5"	26D	652	711061436		274.86	Set	1Set	1Set	1Set	EO	
	Steel Pivot-Reinforced Heavy Weight Hinge for Square or Beveled Edge Doors												
	CB212 LH	5"x4.5"	26D	652	711441867			302.94	Set	1Set	1Set	1Set	EO
	Steel Pivot-Reinforced Heavy Weight Hinge for Square Edge Doors	5"x4.5"	P	600				264.51	Set	1Set	1Set	1Set	EO
	CB212 RH	5"x4.5"	26D	652	711441868			302.94	Set	1Set	1Set	1Set	EO
	Steel Pivot-Reinforced Heavy Weight Hinge for Square Edge Doors	5"x4.5"	P	600				264.51	Set	1Set	1Set	1Set	EO
 <p>Must be ordered as a complete set.</p>	FBB212 LH	5"x4.5"	P	600	711061514		239.37	Set	1Set	1Set	1Set	EO	
	Steel Pivot-Reinforced Heavy Weight Hinge for Square Edge Doors	5"x4.5"	10	639	711061515		260.07	Set	1Set	1Set	1Set	EO	
		5"x4.5"	26D	652	711061516			274.86	Set	1Set	1Set	1Set	EO
	FBB212 RH	5"x4.5"	P	600	711061524			239.37	Set	1Set	1Set	1Set	EO
	Steel Pivot-Reinforced Heavy Weight Hinge for Square Edge Doors	5"x4.5"	10	639	711061529			260.07	Set	1Set	1Set	1Set	EO
		5"x4.5"	26D	652	711061527			274.86	Set	1Set	1Set	1Set	EO
	CB213 LH	5"x4.5"	P	600				265.99	Set	1Set	1Set	1Set	EO
	Steel Pivot-Reinforced Heavy Weight Hinge for Beveled Edge Doors	5"x4.5"	26D	652	711441869			305.90	Set	1Set	1Set	1Set	EO
	CB213 RH	5"x4.5"	P	600				265.99	Set	1Set	1Set	1Set	EO
Steel Pivot-Reinforced Heavy Weight Hinge for Beveled Edge Doors	5"x4.5"	26D	652	711441870			305.90	Set	1Set	1Set	1Set	EO	

All prices are for items furnished with screws (as specified in catalog) unless otherwise stated in price list.
 * To price other finishes on architectural items – See pricing extras.

** For conversion pins and decorative tips – See Miscellaneous Architectural Parts.
 (X) Item must be ordered in these increments.

Pivot Reinforced Hinges (cont.)

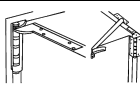
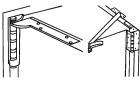
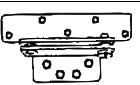
	Model	Size	Finish	BHMA	EDP #	Stock Item	List Price	UOM	Order Multiple	Box Qty	Carton Qty	MPG
 <p>Must be ordered as a complete set.</p>	FBB213 LH Steel Pivot-Reinforced Heavy Weight Hinge for Beveled Edge Doors	5"x4.5"	P	600	711061564		271.90	Set	1Set	1Set	1Set	EO
		5"x4.5"	26D	652	711061566		311.81	Set	1Set	1Set	1Set	EO
	FBB213 RH Steel Pivot-Reinforced Heavy Weight Hinge for Beveled Edge Doors	5"x4.5"	P	600	711061573		271.90	Set	1Set	1Set	1Set	EO
		5"x4.5"	26D	652	711061576		311.81	Set	1Set	1Set	1Set	EO
 <p>Must be ordered as a complete set.</p>	CB221 LH Bronze or Stainless Steel Pivot-Reinforced Heavy Weight Hinge for Square or Beveled Edge Doors	5"x4.5"	26D	626			391.63	Set	1Set	1Set	1Set	EO
		CB221 RH Bronze or Stainless Steel Pivot-Reinforced Heavy Weight Hinge for Square or Beveled Edge Doors	5"x4.5"	26D	626			391.63	Set	1Set	1Set	1Set
 <p>Must be ordered as a complete set.</p>	FBB221 LH Bronze or Stainless Steel Pivot-Reinforced Heavy Weight Hinge for Square or Beveled Edge Doors	5"x4.5"	26D	626	711041761		391.63	Set	1Set	1Set	1Set	EO
		FBB221 RH Bronze or Stainless Steel Pivot-Reinforced Heavy Weight Hinge for Square or Beveled Edge Doors	5"x4.5"	26D	626	711041586		391.63	Set	1Set	1Set	1Set
 <p>Must be ordered as a complete set.</p>	CB222 LH Bronze or Stainless Steel Pivot-Reinforced Heavy Weight Hinge for Square Edge Doors	5"x4.5"	26D	626			391.63	Set	1Set	1Set	1Set	EO
		CB222 RH Bronze or Stainless Steel Pivot-Reinforced Heavy Weight Hinge for Square Edge Doors	5"x4.5"	26D	626			391.63	Set	1Set	1Set	1Set
 <p>Must be ordered as a complete set.</p>	FBB222 LH Bronze or Stainless Steel Pivot-Reinforced Heavy Weight Hinge for Square Edge Doors	5"x4.5"	26D	626	711041608		391.63	Set	1Set	1Set	1Set	EO
		FBB222 RH Bronze or Stainless Steel Pivot-Reinforced Heavy Weight Hinge for Square Edge Doors	5"x4.5"	26D	626	711041613		391.63	Set	1Set	1Set	1Set

All prices are for items furnished with screws (as specified in catalog) unless otherwise stated in price list.
 * To price other finishes on architectural items – See pricing extras.

** For conversion pins and decorative tips – See Miscellaneous Architectural Parts.
 (X) Item must be ordered in these increments.

Pivot Reinforced Hinges (cont.)



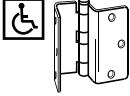




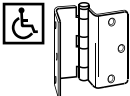



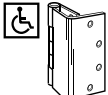
Hinges & Door Accessories

	Model	Size	Finish	BHMA	EDP #	Stock Item	List Price	UOM	Order Multiple	Box Qty	Carton Qty	MPG	
 <p>Must be ordered as a complete set.</p>	CB223 LH	5"x4.5"	26D	626	711441871		391.63	Set	1Set	1Set	1Set	EO	
	Bronze or Stainless Steel Pivot-Reinforced Heavy Weight Hinge for Beveled Edge Doors	5"x4.5"	32D	630	711441865		478.84	Set	1Set	1Set	1Set	EO	
	CB223 RH	5"x4.5"	26D	626	711441872		391.63	Set	1Set	1Set	1Set	EO	
	Bronze or Stainless Steel Pivot-Reinforced Heavy Weight Hinge for Beveled Edge Doors	5"x4.5"	32D	630	711441866		478.84	Set	1Set	1Set	1Set	EO	
	 <p>Must be ordered as a complete set.</p>	FBB223 LH	5"x4.5"	26D	626	711041619		391.63	Set	1Set	1Set	1Set	EO
		Bronze or Stainless Steel Pivot-Reinforced Heavy Weight Hinge for Beveled Edge Doors	5"x4.5"	10B	613	711041620		365.02	Set	1Set	1Set	1Set	EO
		5"x4.5"	32D	630	711041865		478.84	Set	1Set	1Set	1Set	EO	
FBB223 RH		5"x4.5"	26D	626	711041621		391.63	Set	1Set	1Set	1Set	EO	
Bronze or Stainless Steel Pivot-Reinforced Heavy Weight Hinge for Beveled Edge Doors		5"x4.5"	10B	613	711041622		365.02	Set	1Set	1Set	1Set	EO	
		5"x4.5"	32D	630	711041881		478.84	Set	1Set	1Set	1Set	EO	
	225R		26D		711041662	✓	75.32	Set	1Set	1Set	10 Sets		
	Reversible Shock Arrester		P		711041661		64.96	Set	1Set	1Set	10 Sets		
			2C		711041782		62.00	Set	1Set	1Set	10 Sets		

All prices are for items furnished with screws (as specified in catalog) unless otherwise stated in price list.
 * To price other finishes on architectural items – See pricing extras.

** For conversion pins and decorative tips – See Miscellaneous Architectural Parts.
 (X) Item must be ordered in these increments.

Five Knuckle Swing Clear Hinges


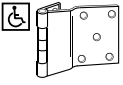
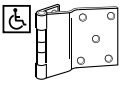
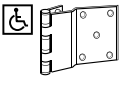
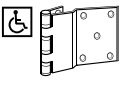


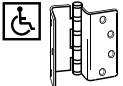
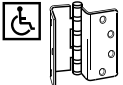
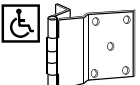
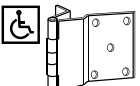
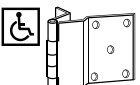
	Model	Size	Finish	BHMA	EDP #	Stock Item	List Price	UOM	Order Multiple	Box Qty	Carton Qty	MPG
	CB248 Steel Full Mortise Swing-Clear Standard Weight Hinge for Square Edge Doors	4.5"	26D	652	711458860		97.30	Ea.	1Ea.	3 Ea.	24 Ea.	E0
		4.5"	P	600			89.55	Ea.	1Ea.	3 Ea.	24 Ea.	E0
	STSCB248 Stainless Steel Full Mortise Swing-Clear Standard Weight Hinge for Square Edge Doors	4.5"	32D	630			105.52	Ea.	1Ea.	3 Ea.	24 Ea.	E0
	F248 Steel Full Mortise Standard Weight Swing-Clear Hinge for Square Edge Doors	3.5"	P	600	711054501	✓	29.75	Ea.	1Ea.	2 Ea.	20 Ea.	E0
		3.5"	4	633	711054503	✓	32.65	Ea.	1Ea.	2 Ea.	20 Ea.	E0
		3.5"	26D	652	711054505	✓	35.56	Ea.	1Ea.	2 Ea.	20 Ea.	E0
		3.5"	3	632	711054509		44.27	Ea.	1Ea.	2 Ea.	20 Ea.	E0
		4"	4	633	711055152	✓	34.83	Ea.	1Ea.	2 Ea.	20 Ea.	E0
		4"	26D	652	711055154	✓	37.74	Ea.	1Ea.	2 Ea.	20 Ea.	E0
	FBB248 Steel Full Mortise Standard Weight Swing-Clear Hinge for Square Edge Doors	4.5"	26D	652	711068860	✓	78.90	Ea.	1Ea.	3 Ea.	24 Ea.	E0
		4.5"	P	600	711068950		69.21	Ea.	1Ea.	3 Ea.	24 Ea.	E0
	STSFBB248 Stainless Steel Steel Full Mortise Standard Weight for Swing-Clear Hinge Square Edge Doors	4.5"	32D	630			99.23	Ea.	1Ea.	3 Ea.	24 Ea.	E0
	CB258 Steel Full Mortise Standard Weight Swing-Clear Hinge for 1/8" in 2" beveled edge doors	4.5"	P	600			89.55	Ea.	1Ea.	3 Ea.	24 Ea.	E0
		4.5"	26D	652			97.30	Ea.	1Ea.	3 Ea.	24 Ea.	E0
	STSCB258 Stainless Steel Full Mortise Standard Weight Swing-Clear Hinge for 1/8" in 2" beveled edge doors	4.5"	32D	630			105.52	Ea.	1Ea.	3 Ea.	24 Ea.	E0
	FBB258 Steel Full Mortise Standard Weight Swing-Clear Hinge for 1/8" in 2" beveled edge doors	4.5"	26D	652	711068960	✓	78.90	Ea.	1Ea.	3 Ea.	24 Ea.	E0
		4.5"	P	600	711068956		69.21	Ea.	1Ea.	3 Ea.	24 Ea.	E0
		4.5"	10	639	711068959		75.52	Ea.	1Ea.	3 Ea.	24 Ea.	E0
		4.5"	10A	641			85.68	Ea.	1Ea.	3 Ea.	24 Ea.	E0
	STSFBB258 Stainless Steel Full Mortise Standard Weight Swing-Clear Hinge for 1/8" in 2" beveled edge doors	4.5"	32D	630			99.23	Ea.	1Ea.	3 Ea.	24 Ea.	E0
	CB264 Steel Half Mortise Swing-Clear Heavy Weight Hinge for Square Edge Doors	5"	26D	652			121.61	Ea.	1Ea.	3 Ea.	15 Ea.	E0
	STSCB264 Stainless Steel Half Mortise Swing-Clear Heavy Weight Hinge for Square Edge Doors	5"	32D	630			131.34	Ea.	1Ea.	3 Ea.	15 Ea.	E0
	FBB264 Steel Half Mortise Swing-Clear Heavy Weight Hinge for Square Edge Doors	5"	26D	652	711069401		116.25	Ea.	1Ea.	3 Ea.	15 Ea.	E0

All prices are for items furnished with screws (as specified in catalog) unless otherwise stated in price list.
 * To price other finishes on architectural items – See pricing extras.

** For conversion pins and decorative tips – See Miscellaneous Architectural Parts.
 (X) Item must be ordered in these increments.

Five Knuckle Swing Clear Hinges (cont.)




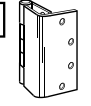

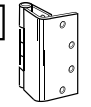

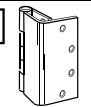

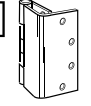

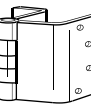

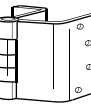



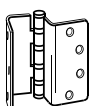
Hinges & Door Accessories

	Model	Size	Finish	BHMA	EDP #	Stock Item	List Price	UOM	Order Multiple	Box Qty	Carton Qty	MPG
	STSFBB264 Stainless Steel Half Mortise Swing-Clear Heavy Weight Hinge for Square Edge Doors	5"	32D	630			124.53	Ea.	1Ea.	3 Ea.	15 Ea.	E0
	CB266 Steel Full Surface Swing-Clear Heavy Weight Hinge	5"	P	600	711459517		104.57	Ea.	1Ea.	3 Ea.	15 Ea.	E0
	STSCB266 Stainless Steel Full Surface Swing-Clear Heavy Weight Hinge	5"	32D	630			147.40	Ea.	1Ea.	3 Ea.	15 Ea.	E0
	FBB266 Steel Full Surface Swing-Clear Heavy Weight Hinge	5"	26D	652	711069520		104.09	Ea.	1Ea.	3 Ea.	15 Ea.	E0
	STSFBB266 Stainless Steel Full Surface Swing-Clear Heavy Weight Hinge	5"	32D	630			143.50	Ea.	1Ea.	3 Ea.	15 Ea.	E0
	CB268 Steel Full Mortise Swing-Clear Heavy Weight Hinge for Square Edge Doors	4.5" 4.5" 5" 5"	P 26D 26D 10	600 652 652 639	 711450018 711450024		108.47 127.93 127.93 122.09	Ea. Ea. Ea. Ea.	1Ea. 1Ea. 1Ea. 1Ea.	3 Ea. 3 Ea. 3 Ea. 3 Ea.	15 Ea. 15 Ea. 15 Ea. 15 Ea.	E0 E0 E0 E0
	STSCB268 Stainless Steel Full Surface Swing-Clear Heavy Weight Hinge for Square Edge Doors	4.5" 5"	32D 32D	630 630			145.44 145.44	Ea. Ea.	1Ea. 1Ea.	3 Ea. 3 Ea.	15 Ea. 15 Ea.	E0 E0
	FBB268 Steel Full Mortise Swing-Clear Heavy Weight Hinge for Square Edge Doors	4.5" 4.5" 4.5" 5" 5" 5"	26D P 10 26D P 10	652 600 639 652 600 639	711060011 711060008 711060010 711060018 711060017 711060024	✓	119.67 112.37 114.31 119.67 112.37 114.31	Ea. Ea. Ea. Ea. Ea. Ea.	1Ea. 1Ea. 1Ea. 1Ea. 1Ea. 1Ea.	3 Ea. 3 Ea. 3 Ea. 3 Ea. 3 Ea. 3 Ea.	15 Ea. 15 Ea. 15 Ea. 15 Ea. 15 Ea. 15 Ea.	E0 E0 E0 E0 E0 E0
	STSFBB268 Stainless Steel Full Mortise Swing-Clear Heavy Weight Hinge for Square Edge Doors	4.5" 5"	32D 32D	630 630			133.28 144.96	Ea. Ea.	1Ea. 1Ea.	3 Ea. 3 Ea.	15 Ea. 15 Ea.	E0 E0
	CB269 Steel Half Surface Swing-Clear Heavy Weight Hinge	5" 5"	P 26D	600 652			104.57 124.04	Ea. Ea.	1Ea. 1Ea.	3 Ea. 3 Ea.	3 Ea. 3 Ea.	E0 E0
	STSCB269 Stainless Steel Half Surface Swing-Clear Heavy Weight Hinge	5"	32D	630			167.33	Ea.	1Ea.	3 Ea.	3 Ea.	E0
	FBB269 Steel Half Surface Swing-Clear Heavy Weight Hinge	5" 5"	26D P	652 600	711060021 711060085		126.96 112.37	Ea. Ea.	1Ea. 1Ea.	3 Ea. 3 Ea.	3 Ea. 3 Ea.	E0 E0

All prices are for items furnished with screws (as specified in catalog) unless otherwise stated in price list.
 * To price other finishes on architectural items – See pricing extras.





** For conversion pins and decorative tips – See Miscellaneous Architectural Parts.
 (X) Item must be ordered in these increments.

Five Knuckle Swing Clear Hinges (cont.)

	Model	Size	Finish	BHMA	EDP #	Stock Item	List Price	UOM	Order Multiple	Box Qty	Carton Qty	MPG
	 STSFBB269 Stainless Steel Half Surface Swing-Clear Heavy Weight Hinge	5"	32D	630			162.95	Ea.	1Ea.	3 Ea.	3 Ea.	E0
	 CB274 Steel Half Mortise Swing-Clear Heavy Weight Hinge for 1/8" in 2" beveled edge doors	5"	P	600			124.04	Ea.	1Ea.	3 Ea.	15 Ea.	E0
		5"	26D	652			134.74	Ea.	1Ea.	3 Ea.	15 Ea.	E0
	 STSCB274 Stainless Steel Half Mortise Swing-Clear Heavy Weight Hinge for 1/8" in 2" beveled edge doors	5"	32D	630			165.39	Ea.	1Ea.	3 Ea.	15 Ea.	E0
	 FBB274 Steel Half Mortise Swing-Clear Heavy Weight Hinge for 1/8" in 2" beveled edge doors	5"	P	600	711069403		112.37	Ea.	1Ea.	3 Ea.	15 Ea.	E0
		5"	26D	652	711069410		116.25	Ea.	1Ea.	3 Ea.	15 Ea.	E0
	 STSFBB274 Stainless Steel Half Mortise Swing-Clear Heavy Weight Hinge for 1/8" in 2" beveled edge doors	5"	32D	630			124.53	Ea.	1Ea.	3 Ea.	15 Ea.	E0
	 CB278 Steel Full Mortise Swing-Clear Heavy Weight Hinge for 1/8 in 2" beveled edge doors	4.5"	26D	652	711450042	✓	117.71	Ea.	1Ea.	3 Ea.	15 Ea.	E0
		4.5"	P	600			108.47	Ea.	1Ea.	3 Ea.	15 Ea.	E0
		5"	26D	652	711450027	✓	117.71	Ea.	1Ea.	3 Ea.	15 Ea.	E0
		5"	10	639	711450047		114.79	Ea.	1Ea.	3 Ea.	15 Ea.	E0
	 STSCB278 Stainless Steel Full Mortise Swing-Clear Heavy Weight Hinge for 1/8 in 2" beveled edge doors	4.5"	32D	630			138.14	Ea.	1Ea.	3 Ea.	15 Ea.	E0
		5"	32D	630			152.74	Ea.	1Ea.	3 Ea.	15 Ea.	E0
	 FBB278 Steel Full Mortise Swing-Clear Heavy Weight Hinge for 1/8 in 2" beveled edge doors	4.5"	26D	652	711060042	✓	114.79	Ea.	1Ea.	3 Ea.	15 Ea.	E0
		4.5"	P	600	711060038		105.07	Ea.	1Ea.	3 Ea.	15 Ea.	E0
		4.5"	10	639	711060041		111.39	Ea.	1Ea.	3 Ea.	15 Ea.	E0
		5"	26D	652	711060027	✓	114.79	Ea.	1Ea.	3 Ea.	15 Ea.	E0
		5"	P	600	711060026		105.07	Ea.	1Ea.	3 Ea.	15 Ea.	E0
	 STSFBB278 Steel Full Mortise Swing-Clear Heavy Weight Hinge for 1/8 in 2" beveled edge doors	4.5"	32D	630			133.28	Ea.	1Ea.	3 Ea.	15 Ea.	E0
		5"	32D	630			144.96	Ea.	1Ea.	3 Ea.	15 Ea.	E0

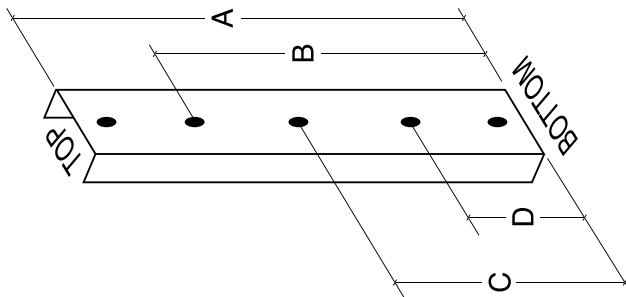
All prices are for items furnished with screws (as specified in catalog) unless otherwise stated in price list.
 * To price other finishes on architectural items – See pricing extras.

** For conversion pins and decorative tips – See Miscellaneous Architectural Parts.
 (X) Item must be ordered in these increments.

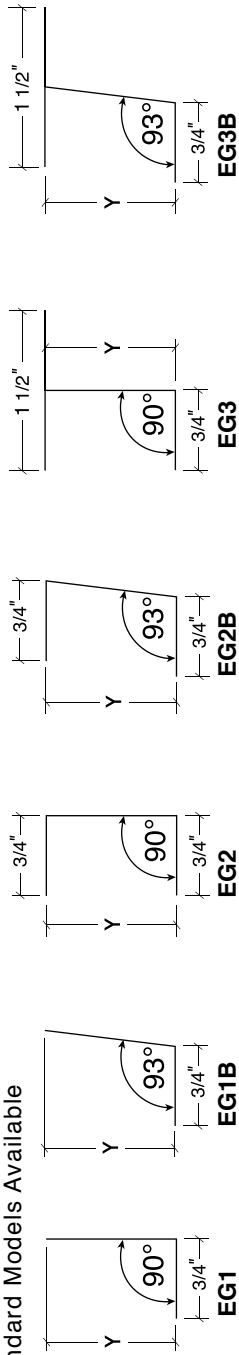
	Model	Finish	BHMA	EDP #	Stock Item	List Price	UOM	Order Multiple	Box Qty	Carton Qty	MPG
	327 Heavy Wardrobe Pivot for Doors 1-3/8"-1-3/4" up to 150 lbs.	26D		711350043	✓	44.27	Set	1 Set	1 Set	20 Sets	E6
		P				39.98	Set	1 Set	1 Set	20 Sets	E6
		3				48.56	Set	1 Set	1 Set	20 Sets	E6
		26				48.56	Set	1 Set	1 Set	20 Sets	E6
		10BL				48.56	Set	1 Set	1 Set	20 Sets	E6
		10				41.41	Set	1 Set	1 Set	20 Sets	E6
	340 LH LH Wardrobe Pivot for Flush Recessed or Overlay Doors 1-1/8"-1-3/8" Handed	26D		711350167	✓	24.24	Set	1 Set	1 Set	20 Sets	E6
		3		711350172		28.53	Set	1 Set	1 Set	20 Sets	E6
	340 RH RH Wardrobe Pivot for Flush Recessed or Overlay Doors 1-1/8"-1-3/8" Handed	26D		711350158	✓	24.24	Set	1 Set	1 Set	20 Sets	E6
		3		711350170		28.53	Set	1 Set	1 Set	20 Sets	E6
	341 LH LH Wardrobe Pivot for Flush Recessed or Overlay Doors 1-1/8"-1-3/8" Handed	26D		711350268	✓	27.10	Set	1 Set	1 Set	20 Sets	E6
		3		711350267		32.83	Set	1 Set	1 Set	20 Sets	E6
	341 RH RH Wardrobe Pivot for Flush Recessed or Overlay Doors 1-1/8"-1-3/8" Handed	26D		711350259	✓	27.10	Set	1 Set	1 Set	20 Sets	E6
		3		711350257		32.83	Set	1 Set	1 Set	20 Sets	E6
	342 Wardrobe Pivot for Overlay Doors 1-1/8"-1-3/8"	26D		711350219	✓	29.97	Set	1 Set	1 Set	20 Sets	E6
		3		711350220		37.12	Set	1 Set	1 Set	20 Sets	E6

EDGE GUARD SPECIAL ORDER FORM

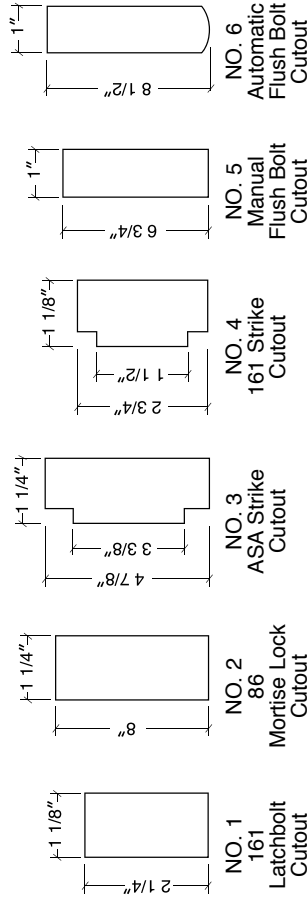
Customer Account Number	For Office Use	Customer P.O. Number	Customer P.O. Date
			Requested Ship Date



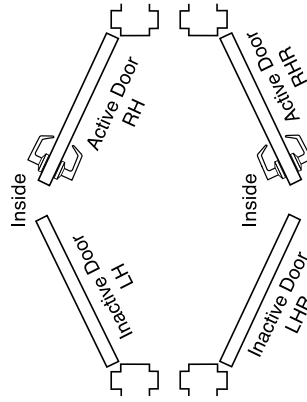
Standard Models Available



Standard Cutouts Available



Handing Information



Line #	Qty.	Model #	Mounting Screws	Hand	Y Door Thickness	A Total Length	Length from bottom of edge guard to the centerline of cutout		
							First cut out No.	Second cut out No.	Third cut Out No.
1									
2									
3									
4									
5									

Customer Signature: _____ Date: _____ B-324 3/07

Electronic Power Transfer Form

Hinges & Door Accessories

Customer Name: _____

Customer Name: _____

Phone Number: _____

Customer P.O.#: _____

Date: _____

Please Choose: _____ Aluminum Geared Hinge
 _____ Steel or Stainless Steel Continuous Pinned Hinge

Hinge Type: _____

Hinge Length: _____

of RIGHT HAND Hinges: _____

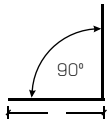
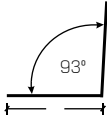
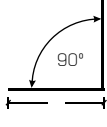
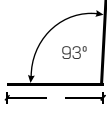
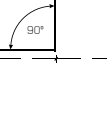
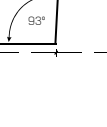
of LEFT HAND Hinges: _____

Prep location from TOP of the hinge to the centerline of the prep: _____

Manufacturer:	Manufacturer EPT Number:	BEST Number:	Quantity:
ABH	PT105	PT105	
	PT180	PT180	
Abloy	ES280	ES280	
	EA281	EA281	
Adam-Rite	4612-1	46121	
	4612-2	46122	
Precision	EPT-5	EPT5	
	9512	9512	
	9513	9513	
Securitron	EPT	EPT	
	EPTL	EPTL	
Von Duprin	EPT2	EPT2	
	EPT10	EPT10	
	PNT1	PNT1	
Other:	Please provide drawing for cutout prep.		

Customer Signature: _____

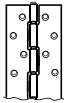
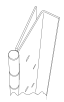






Edge Guards

Model	Size	Finish	BHMA	EDP #	Stock Item	List Price	UOM	Order Multiple	Box Qty	Carton Qty	MPG
 EG1 Half Wrap Square	3' (36")					55.73	Ea.	1Ea	1Ea	1Ea	
	4' (48")					67.18	Ea.	1Ea	1Ea	1Ea	
	5' (60")					78.63	Ea.	1Ea	1Ea	1Ea	
	6' (72")					78.63	Ea.	1Ea	1Ea	1Ea	
	7' 2" (86")					100.09	Ea.	1Ea	1Ea	1Ea	
	8' (96")					111.54	Ea.	1Ea	1Ea	1Ea	
	9' (108")					121.55	Ea.	1Ea	1Ea	1Ea	
 EG1B Half Wrap Beveled	3' (36")					55.73	Ea.	1Ea	1Ea	1Ea	
	4' (48")					67.18	Ea.	1Ea	1Ea	1Ea	
	5' (60")					78.63	Ea.	1Ea	1Ea	1Ea	
	6' (72")					88.64	Ea.	1Ea	1Ea	1Ea	
	7' 2" (86")					100.09	Ea.	1Ea	1Ea	1Ea	
	8' (96")					111.54	Ea.	1Ea	1Ea	1Ea	
	9' (108")					121.55	Ea.	1Ea	1Ea	1Ea	
 EG2 Full Wrap Square	3' (36")					88.64	Ea.	1Ea	1Ea	1Ea	
	4' (48")					100.09	Ea.	1Ea	1Ea	1Ea	
	5' (60")					111.54	Ea.	1Ea	1Ea	1Ea	
	6' (72")					121.55	Ea.	1Ea	1Ea	1Ea	
	7' 2" (86")					133.00	Ea.	1Ea	1Ea	1Ea	
	8' (96")					144.45	Ea.	1Ea	1Ea	1Ea	
	9' (108")					155.90	Ea.	1Ea	1Ea	1Ea	
 EG2B Full Wrap Beveled	3' (36")					88.64	Ea.	1Ea	1Ea	1Ea	
	4' (48")					100.09	Ea.	1Ea	1Ea	1Ea	
	5' (60")					111.54	Ea.	1Ea	1Ea	1Ea	
	6' (72")					121.55	Ea.	1Ea	1Ea	1Ea	
	7' 2" (86")					133.00	Ea.	1Ea	1Ea	1Ea	
	8' (96")					144.45	Ea.	1Ea	1Ea	1Ea	
	9' (108")					155.90	Ea.	1Ea	1Ea	1Ea	
 EG3 Full Wrap Square with Astragal	3' (36")					121.55	Ea.	1Ea	1Ea	1Ea	
	4' (48")					133.00	Ea.	1Ea	1Ea	1Ea	
	5' (60")					144.45	Ea.	1Ea	1Ea	1Ea	
	6' (72")					155.90	Ea.	1Ea	1Ea	1Ea	
	7' 2" (86")					165.91	Ea.	1Ea	1Ea	1Ea	
	8' (96")					177.36	Ea.	1Ea	1Ea	1Ea	
	9' (108")					188.81	Ea.	1Ea	1Ea	1Ea	
 EG3B Full Wrap Beveled with Astragal	3' (36")					121.55	Ea.	1Ea	1Ea	1Ea	
	4' (48")					133.00	Ea.	1Ea	1Ea	1Ea	
	5' (60")					144.45	Ea.	1Ea	1Ea	1Ea	
	6' (72")					155.90	Ea.	1Ea	1Ea	1Ea	
	7' 2" (86")					165.91	Ea.	1Ea	1Ea	1Ea	
	8' (96")					177.36	Ea.	1Ea	1Ea	1Ea	
	9' (108")					188.81	Ea.	1Ea	1Ea	1Ea	
	10' (120")					198.82	Ea.	1Ea	1Ea	1Ea	


Edge Guard Hinge Extras

Model	Size	Finish	BHMA	EDP #	Stock Item	List Price	UOM	Order Multiple	Box Qty	Carton Qty	MPG
Edge Guard Cut Out	3' (36")					20.34					
Custom Hole Pattern	4' (48")					33.47		Ea. Hinge			
Set-Up Charge For Painting Less Than 20 Hinges	5' (60")					144.31		Per Order			

Edge Guards are available on 641UL and 651UL. Please fill out Edge Guard Form on prior page and submit with order

	Model	Size	Finish	BHMA	EDP #	Stock Item	List Price	UOM	Order Multiple	Box Qty	Carton Qty	MPG
	641 UL Steel Full Mortise Continuous Hinge	6'8"	P	600	71161060	✓	15191	Ea.	1Ea.	1Pk.	1Pk.	E9
		7'0"	P	600	71161062	✓	15191	Ea.	1Ea.	1Pk.	1Pk.	E9
		7'2"	P	600	71161063		160.44	Ea.	1Pk.	1Pk.	1Pk.	E9
		8'0"	P	600	71161064		224.36	Ea.	1Pk.	1Pk.	1Pk.	E9
		10'0"	P	600	71161065		268.39	Ea.	1Pk.	1Pk.	1Pk.	E9
	643 UL Steel Full Mortise w/Half Wrap Edge Guard Continuous Hinge	6'8"	P	600	71161066		163.28	Ea.	1Pk.	1Pk.	1Pk.	E9
		7'0"	P	600	71161067		163.28	Ea.	1Pk.	1Pk.	1Pk.	E9
		7'2"	P	600	71161068		171.80	Ea.	1Pk.	1Pk.	1Pk.	E9
		8'0"	P	600	71161069		190.26	Ea.	1Pk.	1Pk.	1Pk.	E9
		10'0"	P	600	71161070		276.91	Ea.	1Pk.	1Pk.	1Pk.	E9
	644 UL Steel Half Mortise Continuous Hinge	6'8"	P	600	71161072		181.74	Ea.	1Pk.	1Pk.	1Pk.	E9
		7'0"	P	600	71161073		181.74	Ea.	1Pk.	1Pk.	1Pk.	E9
		7'2"	P	600	71161074		181.74	Ea.	1Pk.	1Pk.	1Pk.	E9
		8'0"	P	600	71161075		298.22					
		10'0"	P	600	71161076		298.22	Ea.	1Pk.	1Pk.	1Pk.	E9
	645 UL Steel Half Mortise w/Half Wrap Edge Guard Continuous Hinge	6'8"	P	600	71161077		200.21	Ea.	1Pk.	1Pk.	1Pk.	E9
		7'0"	P	600	71161078		200.21	Ea.	1Pk.	1Pk.	1Pk.	E9
		7'2"	P	600	71161079		208.73	Ea.	1Pk.	1Pk.	1Pk.	E9
		8'0"	P	600	71161080		237.14	Ea.	1Pk.	1Pk.	1Pk.	E9
		10'0"	P	600	71161082		357.87	Ea.	1Pk.	1Pk.	1Pk.	E9
	646 UL Steel Swing-Clear Continuous Hinge	6'8"	P	600	71161083		340.83	Ea.	1Pk.	1Pk.	1Pk.	E9
		7'0"	P	600	71161084		340.83	Ea.	1Pk.	1Pk.	1Pk.	E9
		7'2"	P	600	71161085		349.35	Ea.	1Pk.	1Pk.	1Pk.	E9
		8'0"	P	600	71161086		366.40	Ea.	1Pk.	1Pk.	1Pk.	E9
		10'0"	P	600	71161087		384.86	Ea.	1Pk.	1Pk.	1Pk.	E9
	647 UL Steel Full Surface Continuous Hinge	6'8"	P	600	71161088		222.93	Ea.	1Pk.	1Pk.	1Pk.	E9
		7'0"	P	600	71161089		222.93	Ea.	1Pk.	1Pk.	1Pk.	E9
		7'2"	P	600	71161090		222.93	Ea.	1Pk.	1Pk.	1Pk.	E9
		8'0"	P	600	71161091		268.39	Ea.	1Pk.	1Pk.	1Pk.	E9
		10'0"	P	600	71161092		346.51	Ea.	1Pk.	1Pk.	1Pk.	E9
	651 UL Stainless Steel Full Mortise Continuous Hinge	6'8"	32D	630	71161093		276.91	Ea.	1Pk.	1Pk.	1Pk.	E9
		7'0"	32D	630	71161094	✓	276.91	Ea.	1Pk.	1Pk.	1Pk.	E9
		7'2"	32D	630	71161095		286.85	Ea.	1Pk.	1Pk.	1Pk.	E9
		8'0"	32D	630	71161096		359.29	Ea.	1Pk.	1Pk.	1Pk.	E9
		10'0"	32D	630	71161097		384.86	Ea.	1Pk.	1Pk.	1Pk.	E9
	651 HD UL Heavy Duty Stainless Steel Full Mortise Continuous Hinge	6'8"	32D	630	71100438		455.89	Ea.	1Pk.	1Pk.	1Pk.	E9
		7'0"	32D	630	71100446		455.89	Ea.	1Pk.	1Pk.	1Pk.	E9
		7'2"	32D	630	71100453		482.87	Ea.	1Pk.	1Pk.	1Pk.	E9
		8'0"	32D	630	71100461		526.91	Ea.	1Pk.	1Pk.	1Pk.	E9
		10'0"	32D	630	71100479		667.53	Ea.	1Pk.	1Pk.	1Pk.	E9
	651 UL-EPT2 FM Hinge 7 FT 32D STS with Pre-Configured EPT 2	7'0"	32D	630	71161137		308.83	Ea.	1Pk.	1Pk.	1Pk.	E9
	651 UL-EPT5LH FM Hinge 7 FT 32D STS with Pre-Configured EPT 5 LH	7'0"	32D	630	71161138		308.83	Ea.	1Pk.	1Pk.	1Pk.	E9
	651 UL-EPT5RH UL FM Hinge 7 FT 32D STS with Pre-Configured EPT 5 RH	7'0"	32D	630	71161139		308.83	Ea.	1Pk.	1Pk.	1Pk.	E9

Steel and Stainless Steel Continuous Hinges (cont.)

	Model	Size	Finish	BHMA	EDP #	Stock Item	List Price	UOM	Order Multiple	Box Qty	Carton Qty	MPG
	652 UL	6'8"	32D	630	71161098		357.87	Ea	1Pk	1Pk	1Pk	E9
	Stainless Steel Full Mortise Continuous Hinge w/Full Wrap Edge Guard	7'0"	32D	630	71161099	✓	357.87	Ea	1Pk	1Pk	1Pk	E9
		7'2"	32D	630	71161100		366.40	Ea	1Pk	1Pk	1Pk	E9
		8'0"	32D	630	71161107		418.95	Ea	1Pk	1Pk	1Pk	E9
		10'0"	32D	630	71161108		501.34	Ea	1Pk	1Pk	1Pk	E9
	652 HD UL	6'8"	32D	630	71100487		595.09	Ea	1Pk	1Pk	1Pk	E9
	Heavy Duty Stainless Steel Full Mortise Continuous Hinge	7'0"	32D	630	71100495		595.09	Ea	1Pk	1Pk	1Pk	E9
		7'2"	32D	630	71100503		629.18	Ea	1Pk	1Pk	1Pk	E9
		8'0"	32D	630	71100511		666.11	Ea	1Pk	1Pk	1Pk	E9
		10'0"	32D	630	71100529		819.51	Ea	1Pk	1Pk	1Pk	E9
	652 UL-EPT2LH	7'0"	32D	630	71161140		384.41	Ea	1Pk	1Pk	1Pk	E9
	FM Hinge 7 FT 32D STS with Pre-Configured EPT 2 LH											
	652 UL-EPT2RH	7'0"	32D	630	71161141		384.41	Ea	1Pk	1Pk	1Pk	E9
	FM Hinge 7 FT 32D STS with Pre-Configured EPT 2 RH											
	652 UL-EPT5LH	7'0"	32D	630	71161142		384.41	Ea	1Pk	1Pk	1Pk	E9
	FM Hinge 7 FT 32D STS with Pre-Configured EPT 5 LH											
	652 UL-EPT5RH	7'0"	32D	630	71161143		384.41	Ea	1Pk	1Pk	1Pk	E9
	FM Hinge 7 FT 32D STS with Pre-Configured EPT 5 RH											
	653 UL	6'8"	32D	630	71161109		335.15	Ea	1Pk	1Pk	1Pk	E9
	Stainless Steel Full Mortise Continuous Hinge w/Half Wrap Edge Guard	7'0"	32D	630	71161110	✓	335.15	Ea	1Pk	1Pk	1Pk	E9
		7'2"	32D	630	71161111		343.67	Ea	1Pk	1Pk	1Pk	E9
		8'0"	32D	630	71161112		353.61	Ea	1Pk	1Pk	1Pk	E9
		10'0"	32D	630	71161113		421.79	Ea	1Pk	1Pk	1Pk	E9
	653 HD UL	6'8"	32D	630	71100537		498.50	Ea	1Pk	1Pk	1Pk	E9
	Heavy Duty Stainless Steel Full Mortise Continuous Hinge w/ Half Wrap Edge Guard	7'0"	32D	630	71100545		498.50	Ea	1Pk	1Pk	1Pk	E9
		7'2"	32D	630	71100552		524.07	Ea	1Pk	1Pk	1Pk	E9
		8'0"	32D	630	71100560		569.52	Ea	1Pk	1Pk	1Pk	E9
		10'0"	32D	630	71100578		712.98	Ea	1Pk	1Pk	1Pk	E9
	654 UL	6'8"	32D	630	71161114		288.27	Ea	1Pk	1Pk	1Pk	E9
	Stainless Steel Half Mortise Continuous Hinge	7'0"	32D	630	71161115		288.27	Ea	1Pk	1Pk	1Pk	E9
		7'2"	32D	630	71161116		288.27	Ea	1Pk	1Pk	1Pk	E9
		8'0"	32D	630	71161117		355.03	Ea	1Pk	1Pk	1Pk	E9
		10'0"	32D	630	71161118		437.42	Ea	1Pk	1Pk	1Pk	E9
	655 UL	6'8"	32D	630	71161119		293.96	Ea	1Pk	1Pk	1Pk	E9
	Stainless Steel Half Mortise Continuous Hinge w/Half Wrap Edge Guard	7'0"	32D	630	71161120		293.96	Ea	1Pk	1Pk	1Pk	E9
		7'2"	32D	630	71161121		303.90	Ea	1Pk	1Pk	1Pk	E9
		8'0"	32D	630	71161122		346.51	Ea	1Pk	1Pk	1Pk	E9
		10'0"	32D	630	71161123		426.05	Ea	1Pk	1Pk	1Pk	E9
	656 UL	6'8"	32D	630	71161124		325.20	Ea	1Pk	1Pk	1Pk	E9
	Stainless Steel Swing-Clear Continuous Hinge	7'0"	32D	630	71161125		325.20	Ea	1Pk	1Pk	1Pk	E9
		7'2"	32D	630	71161126		325.20	Ea	1Pk	1Pk	1Pk	E9
		8'0"	32D	630	71161127		372.08	Ea	1Pk	1Pk	1Pk	E9
		10'0"	32D	630	71161128		455.88	Ea	1Pk	1Pk	1Pk	E9
	657 UL	6'8"	32D	630	71161129		312.42	Ea	1Pk	1Pk	1Pk	E9
	Stainless Steel Full Surface Continuous Hinge	7'0"	32D	630	71161130		312.42	Ea	1Pk	1Pk	1Pk	E9
		7'2"	32D	630	71161131		318.10	Ea	1Pk	1Pk	1Pk	E9
		8'0"	32D	630	71161132		437.42	Ea	1Pk	1Pk	1Pk	E9
		10'0"	32D	630	71161133		462.99	Ea	1Pk	1Pk	1Pk	E9

Steel and Stainless Steel Continuous Hinge Extras

Hinges & Door Accessories

Model	Size	Finish	BHMA	EDP #	Stock Item	List Price	UOM	Order Multiple	Box Qty	Carton Qty	MPG
Painted (Powder Coat) Finish					MTO	52.95		Ea. Hinge			
Polished Stainless Steel Finish (US32) - 650 Series Only		32	629		MTO	39.69		Ea. Hinge			
Phillips Head #10 x 1/2" Self Drilling Screws					MTO	30.42		100 Ea./Box			
Steel Thru Bolts 1/4" - 20 x 1-3/4" w/1/4" - 20 x 1" Phillips Head Machine Screw					161146	26.44		16 Ea./Pk.			
Cutting Charges					MTO	35.72		Ea. Hinge			
Hospital Tips					MTO	30.42		Ea. Hinge			
Dutch Door Prep (specify cut position from bottom of hinge)					MTO	21.14		Ea. Hinge			
Raised Barrel (specify hand)					MTO	30.42		Ea. Hinge			
Shims	83"					67.53					
Narrow (sheared) leaves for 1-3/8" thick doors					MTO	38.37					
CS (Concealed Switch)						141.75					
EPT (Electric Power Transfer) Prep					MTO	42.35					
CE600 Concealed Electric Current Transfer-Order with 641, or, 643, or 651, or 653. Specify hand. Add to hinge price.		P	600	162101		181.51	Ea.	1Ea.	1Pk.	1Ea.	E9
Adjustable Door Bottom						44.41		1Ea.			
Welded Tip					MTO	21.00		Ea. Hinge			

Hospital Tip option available on the following hinges, please indicate at time of order: 641UL, 641HDUL, 643UL, 643HDUL, 644UL, 644HDUL, 645UL, 645HDUL, 646UL, 646HDUL, 647UL, 651UL, 651HDUL, 652UL, 652HDUL, 653UL, 653HDUL, 654UL, 654HDUL, 655UL, 655HDUL, 656UL, 656HDUL, and 657UL. CS option available on the following hinges, please indicate handing at time of order: 641UL, 641HDUL, 643UL, 643HDUL, 651UL, 651HDUL, 653UL, and 653HDUL

All prices are for items furnished with screws (as specified in catalog) unless otherwise stated in price list.
 * To price other finishes on architectural items – See pricing extras.

** For conversion pins and decorative tips – See Miscellaneous Architectural Parts.
 (X) Item must be ordered in these increments.

Aluminum Based Continuous Hinges



Model	Size	Finish	BHMA	EDP #	Stock Item	List Price	UOM	Order Multiple	Box Qty	Carton Qty	MPG	
661 HD UL Aluminum Full Mortise, 13/4" Door Heavy Duty Hinge Continuous Hinge	79"	AL		71477808	✓	124.93	Ea.	1Ea.	1Ea.	1Ea.	N3	
		DB		71477809	✓	160.44	Ea.	1Ea.	1Ea.	1Ea.	N3	
		BK		71950325		199.42	Ea.	1Ea.	1Ea.	1Ea.	N3	
	83"	AL		71477810	✓	124.93	Ea.	1Ea.	1Ea.	1Ea.	1Ea.	N3
		DB		71477811	✓	160.44	Ea.	1Ea.	1Ea.	1Ea.	1Ea.	N3
		BK		71950326	✓	199.42	Ea.	1Ea.	1Ea.	1Ea.	1Ea.	N3
	85"	AL		71950755	✓	124.93	Ea.	1Ea.	1Ea.	1Ea.	1Ea.	N3
		DB		71950756	✓	160.44	Ea.	1Ea.	1Ea.	1Ea.	1Ea.	N3
		BK		71950669	✓	199.42	Ea.	1Ea.	1Ea.	1Ea.	1Ea.	N3
	95"	AL		71477812	✓	149.07	Ea.	1Ea.	1Ea.	1Ea.	1Ea.	N3
		DB		71477813	✓	197.37	Ea.	1Ea.	1Ea.	1Ea.	1Ea.	N3
		BK		71950327	✓	260.00	Ea.	1Ea.	1Ea.	1Ea.	1Ea.	N3
120"	AL		71477814	✓	239.98	Ea.	1Ea.	1Ea.	1Ea.	1Ea.	N3	
	DB		71477815	✓	316.68	Ea.	1Ea.	1Ea.	1Ea.	1Ea.	N3	
	BK		71950328		377.38	Ea.	1Ea.	1Ea.	1Ea.	1Ea.	N3	

661 HD UL LL Aluminum Full Mortise 13/4" Door Heavy Duty Hinge with Lead Lined Option	79"	AL		71950329		170.39	Ea.	1Ea.	1Ea.	1Ea.	N3	
		DB		71950330		219.61	Ea.	1Ea.	1Ea.	1Ea.	N3	
		BK		71950331		252.43	Ea.	1Ea.	1Ea.	1Ea.	N3	
	83"	AL		71950335		170.39	Ea.	1Ea.	1Ea.	1Ea.	1Ea.	N3
		DB		71950336		219.61	Ea.	1Ea.	1Ea.	1Ea.	1Ea.	N3
		BK		71950337		252.43	Ea.	1Ea.	1Ea.	1Ea.	1Ea.	N3
	85"	AL		71950670		170.39	Ea.	1Ea.	1Ea.	1Ea.	1Ea.	N3
		DB		71950671		219.61	Ea.	1Ea.	1Ea.	1Ea.	1Ea.	N3
		BK		71950672		252.43	Ea.	1Ea.	1Ea.	1Ea.	1Ea.	N3
	95"	AL		71950341		223.40	Ea.	1Ea.	1Ea.	1Ea.	1Ea.	N3
		DB		71950342		283.98	Ea.	1Ea.	1Ea.	1Ea.	1Ea.	N3
		BK		71950343		328.16	Ea.	1Ea.	1Ea.	1Ea.	1Ea.	N3
120"	AL		71950347		325.63	Ea.	1Ea.	1Ea.	1Ea.	1Ea.	N3	
	DB		71950348		416.51	Ea.	1Ea.	1Ea.	1Ea.	1Ea.	N3	
	BK		71950349		478.35	Ea.	1Ea.	1Ea.	1Ea.	1Ea.	N3	

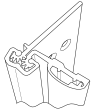
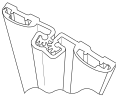
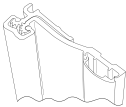
661 HD UL WT Aluminum Full Mortise 13/4" Door Heavy Duty Hinge Wide Throw	79"	AL		71950332		340.78	Ea.	1Ea.	1Ea.	1Ea.	N3	
		DB		71950333		435.44	Ea.	1Ea.	1Ea.	1Ea.	N3	
		BK		71950334		499.81	Ea.	1Ea.	1Ea.	1Ea.	N3	
	83"	AL		71950338		340.78	Ea.	1Ea.	1Ea.	1Ea.	1Ea.	N3
		DB		71950339		435.44	Ea.	1Ea.	1Ea.	1Ea.	1Ea.	N3
		BK		71950340		499.81	Ea.	1Ea.	1Ea.	1Ea.	1Ea.	N3
	85"	AL		71950673		340.78	Ea.	1Ea.	1Ea.	1Ea.	1Ea.	N3
		DB		71950674		435.44	Ea.	1Ea.	1Ea.	1Ea.	1Ea.	N3
		BK		71950675		499.81	Ea.	1Ea.	1Ea.	1Ea.	1Ea.	N3
	95"	AL		71950344		443.01	Ea.	1Ea.	1Ea.	1Ea.	1Ea.	N3
		DB		71950345		566.70	Ea.	1Ea.	1Ea.	1Ea.	1Ea.	N3
		BK		71950346		651.27	Ea.	1Ea.	1Ea.	1Ea.	1Ea.	N3
120"	AL		71950350		646.22	Ea.	1Ea.	1Ea.	1Ea.	1Ea.	N3	
	DB		71950351		826.70	Ea.	1Ea.	1Ea.	1Ea.	1Ea.	N3	
	BK		71950352		950.39	Ea.	1Ea.	1Ea.	1Ea.	1Ea.	N3	



662 HD UL Aluminum Full Mortise, 3/32" Inset Heavy Duty Hinge Continuous Hinge	79"	AL		71477800	✓	126.35	Ea.	1Ea.	1Ea.	1Ea.	N3	
		DB		71477801	✓	164.70	Ea.	1Ea.	1Ea.	1Ea.	N3	
		BK		71950353		199.42	Ea.	1Ea.	1Ea.	1Ea.	N3	
	83"	AL		71477802	✓	126.35	Ea.	1Ea.	1Ea.	1Ea.	1Ea.	N3
		DB		71477803	✓	164.70	Ea.	1Ea.	1Ea.	1Ea.	1Ea.	N3
		BK		71950354		199.42	Ea.	1Ea.	1Ea.	1Ea.	1Ea.	N3
	85"	AL		71950772		126.34	Ea.	1Ea.	1Ea.	1Ea.	1Ea.	N3
		DB		71950773		164.70	Ea.	1Ea.	1Ea.	1Ea.	1Ea.	N3
		BK		71950676		199.42	Ea.	1Ea.	1Ea.	1Ea.	1Ea.	N3
	95"	AL		71477804	✓	153.33	Ea.	1Ea.	1Ea.	1Ea.	1Ea.	N3
		DB		71477805	✓	201.63	Ea.	1Ea.	1Ea.	1Ea.	1Ea.	N3
		BK		71950355		260.00	Ea.	1Ea.	1Ea.	1Ea.	1Ea.	N3
120"	AL		71477806	✓	249.92	Ea.	1Ea.	1Ea.	1Ea.	1Ea.	N3	
	DB		71477807	✓	325.20	Ea.	1Ea.	1Ea.	1Ea.	1Ea.	N3	
	BK		71950356		377.38	Ea.	1Ea.	1Ea.	1Ea.	1Ea.	N3	

Aluminum Based Continuous Hinges (cont.)

Hinges & Door Accessories

Model	Size	Finish	BHMA	EDP #	Stock Item	List Price	UOM	Order Multiple	Box Qty	Carton Qty	MPG	
662 HD UL LL Aluminum Heavy Duty Full Mortise 3/32" Inset Hinge with Lead Lined Option	79"	AL		711950357		170.39	Ea.	1Ea.	1Ea.	1Ea.	N3	
		DB		711950358		219.61	Ea.	1Ea.	1Ea.	1Ea.	N3	
		BK		711950359		223.40	Ea.	1Ea.	1Ea.	1Ea.	N3	
	83"	AL		711950360		170.39	Ea.	1Ea.	1Ea.	1Ea.	1Ea.	N3
		DB		711950361		219.61	Ea.	1Ea.	1Ea.	1Ea.	1Ea.	N3
		BK		711950362		223.40	Ea.	1Ea.	1Ea.	1Ea.	1Ea.	N3
	85"	AL		711950677		170.39	Ea.	1Ea.	1Ea.	1Ea.	1Ea.	N3
		DB		711950678		219.61	Ea.	1Ea.	1Ea.	1Ea.	1Ea.	N3
		BK		711950679		223.40	Ea.	1Ea.	1Ea.	1Ea.	1Ea.	N3
	95"	AL		711950363		283.98	Ea.	1Ea.	1Ea.	1Ea.	1Ea.	N3
		DB		711950364		416.51	Ea.	1Ea.	1Ea.	1Ea.	1Ea.	N3
		BK		711950365		252.43	Ea.	1Ea.	1Ea.	1Ea.	1Ea.	N3
	120"	AL		711950366		275.15	Ea.	1Ea.	1Ea.	1Ea.	1Ea.	N3
		DB		711950367		328.16	Ea.	1Ea.	1Ea.	1Ea.	1Ea.	N3
		BK		711950368	✓	478.35	Ea.	1Ea.	1Ea.	1Ea.	1Ea.	N3
 663 HD UL Aluminum Half Surface, 1-3/4" Doors Heavy Duty Hinge Continuous Hinge	79"	AL		711477792	✓	193.11	Ea.	1Ea.	1Ea.	1Ea.	N3	
		DB		711477793	✓	235.72	Ea.	1Ea.	1Ea.	1Ea.	1Ea.	N3
		BK		711950369		311.75	Ea.	1Ea.	1Ea.	1Ea.	1Ea.	N3
	83"	AL		711477794	✓	193.11	Ea.	1Ea.	1Ea.	1Ea.	1Ea.	N3
		DB		711477795	✓	235.72	Ea.	1Ea.	1Ea.	1Ea.	1Ea.	N3
		BK		711950370		311.75	Ea.	1Ea.	1Ea.	1Ea.	1Ea.	N3
	85"	AL		711950757		193.11	Ea.	1Ea.	1Ea.	1Ea.	1Ea.	N3
		DB		711950758		235.72	Ea.	1Ea.	1Ea.	1Ea.	1Ea.	N3
		BK		711950680		311.75	Ea.	1Ea.	1Ea.	1Ea.	1Ea.	N3
	95"	AL		711477796	✓	237.14	Ea.	1Ea.	1Ea.	1Ea.	1Ea.	N3
		DB		711477797		261.47	Ea.	1Ea.	1Ea.	1Ea.	1Ea.	N3
		BK		711950371		405.15	Ea.	1Ea.	1Ea.	1Ea.	1Ea.	N3
	120"	AL		711477798		364.98	Ea.	1Ea.	1Ea.	1Ea.	1Ea.	N3
		DB		711477799	✓	470.09	Ea.	1Ea.	1Ea.	1Ea.	1Ea.	N3
		BK		711950372		590.68	Ea.	1Ea.	1Ea.	1Ea.	1Ea.	N3
 664 HD UL Aluminum Full Surface Heavy Duty Hinge Continuous Hinge	79"	AL		711477816	✓	207.31	Ea.	1Ea.	1Ea.	1Ea.	N3	
		DB		711477817	✓	289.69	Ea.	1Ea.	1Ea.	1Ea.	1Ea.	N3
		BK		711950373		307.96	Ea.	1Ea.	1Ea.	1Ea.	1Ea.	N3
	83"	AL		711477818	✓	207.31	Ea.	1Ea.	1Ea.	1Ea.	1Ea.	N3
		DB		711477819	✓	289.69	Ea.	1Ea.	1Ea.	1Ea.	1Ea.	N3
		BK		711950374		307.96	Ea.	1Ea.	1Ea.	1Ea.	1Ea.	N3
	85"	AL		711950774		207.31	Ea.	1Ea.	1Ea.	1Ea.	1Ea.	N3
		DB		711950775		289.70	Ea.	1Ea.	1Ea.	1Ea.	1Ea.	N3
		BK		711950681		307.96	Ea.	1Ea.	1Ea.	1Ea.	1Ea.	N3
	95"	AL		711477820	✓	259.87	Ea.	1Ea.	1Ea.	1Ea.	1Ea.	N3
		DB		711477821	✓	357.87	Ea.	1Ea.	1Ea.	1Ea.	1Ea.	N3
		BK		711950375		400.10	Ea.	1Ea.	1Ea.	1Ea.	1Ea.	N3
	120"	AL		711477822	✓	387.70	Ea.	1Ea.	1Ea.	1Ea.	1Ea.	N3
		DB		711477823	✓	532.59	Ea.	1Ea.	1Ea.	1Ea.	1Ea.	N3
		BK		711950376		584.37	Ea.	1Ea.	1Ea.	1Ea.	1Ea.	N3
 665 HD UL Aluminum Full Surface Heavy Duty Hinge Continuous Hinge	79"	AL		711477824	✓	187.42	Ea.	1Ea.	1Ea.	1Ea.	N3	
		DB		711477825	✓	228.62	Ea.	1Ea.	1Ea.	1Ea.	1Ea.	N3
		BK		711950377		307.96	Ea.	1Ea.	1Ea.	1Ea.	1Ea.	N3
	83"	AL		711477826	✓	187.42	Ea.	1Ea.	1Ea.	1Ea.	1Ea.	N3
		DB		711477827	✓	228.62	Ea.	1Ea.	1Ea.	1Ea.	1Ea.	N3
		BK		711950378		307.96	Ea.	1Ea.	1Ea.	1Ea.	1Ea.	N3
	85"	AL		711950759		187.43	Ea.	1Ea.	1Ea.	1Ea.	1Ea.	N3
		DB		711950760		228.61	Ea.	1Ea.	1Ea.	1Ea.	1Ea.	N3
		BK		711950682		307.96	Ea.	1Ea.	1Ea.	1Ea.	1Ea.	N3
	95"	AL		711477828	✓	221.51	Ea.	1Ea.	1Ea.	1Ea.	1Ea.	N3
		DB		711477829	✓	271.23	Ea.	1Ea.	1Ea.	1Ea.	1Ea.	N3
		BK		711950379		400.10	Ea.	1Ea.	1Ea.	1Ea.	1Ea.	N3
	120"	AL		711477830	✓	366.40	Ea.	1Ea.	1Ea.	1Ea.	1Ea.	N3
		DB		711477831		410.43	Ea.	1Ea.	1Ea.	1Ea.	1Ea.	N3
		BK		711950380		584.37	Ea.	1Ea.	1Ea.	1Ea.	1Ea.	N3

Aluminum Based Continuous Hinges (cont.)

Model	Size	Finish	BHMA	EDP #	Stock Item	List Price	UOM	Order Multiple	Box Qty	Carton Qty	MPG
667 HD UL Aluminum Heavy Duty Full Mortise for 1/8" inset doors	79"	AL		711950381		136.31	Ea	1Ea.	1Ea.	1Ea.	N3
		DB		711950385		172.91	Ea	1Ea.	1Ea.	1Ea.	N3
		BK		711950389		199.42	Ea	1Ea.	1Ea.	1Ea.	N3
	83"	AL		711950382		136.31	Ea	1Ea.	1Ea.	1Ea.	N3
		DB		711950386		172.91	Ea	1Ea.	1Ea.	1Ea.	N3
		BK		711950390		199.42	Ea	1Ea.	1Ea.	1Ea.	N3
	85"	AL		711950683		136.31	Ea	1Ea.	1Ea.	1Ea.	N3
		DB		711950684		172.91	Ea	1Ea.	1Ea.	1Ea.	N3
		BK		711950685		199.42	Ea	1Ea.	1Ea.	1Ea.	N3
	95"	AL		711950383		176.70	Ea	1Ea.	1Ea.	1Ea.	N3
		DB		711950387		225.92	Ea	1Ea.	1Ea.	1Ea.	N3
		BK		711950391		260.00	Ea	1Ea.	1Ea.	1Ea.	N3
	120"	AL		711950384		257.48	Ea	1Ea.	1Ea.	1Ea.	N3
		DB		711950388		329.42	Ea	1Ea.	1Ea.	1Ea.	N3
		BK		711950392		377.38	Ea	1Ea.	1Ea.	1Ea.	N3
667 HD UL LL Aluminum Heavy Duty Full Mortise for 1/8" inset doors with Lead Lined option	79"	AL		711950393		170.39	Ea	1Ea.	1Ea.	1Ea.	N3
		DB		711950397		219.61	Ea	1Ea.	1Ea.	1Ea.	N3
		BK		711950401		252.43	Ea	1Ea.	1Ea.	1Ea.	N3
	83"	AL		711950394		170.39	Ea	1Ea.	1Ea.	1Ea.	N3
		DB		711950398		219.61	Ea	1Ea.	1Ea.	1Ea.	N3
		BK		711950402		252.43	Ea	1Ea.	1Ea.	1Ea.	N3
	85"	AL		711950686		170.39	Ea	1Ea.	1Ea.	1Ea.	N3
		DB		711950687		219.61	Ea	1Ea.	1Ea.	1Ea.	N3
		BK		711950688		252.43	Ea	1Ea.	1Ea.	1Ea.	N3
	95"	AL		711950395		223.40	Ea	1Ea.	1Ea.	1Ea.	N3
		DB		711950399		283.98	Ea	1Ea.	1Ea.	1Ea.	N3
		BK		711950403		328.16	Ea	1Ea.	1Ea.	1Ea.	N3
	120"	AL		711950396		325.63	Ea	1Ea.	1Ea.	1Ea.	N3
		DB		711950400		416.51	Ea	1Ea.	1Ea.	1Ea.	N3
		BK		711950404		478.35	Ea	1Ea.	1Ea.	1Ea.	N3
667 HD UL WT Aluminum Heavy Duty Full Mortise for 1/8" inset doors - Wide Throw	79"	AL		711950405		340.78	Ea	1Ea.	1Ea.	1Ea.	N3
		DB		711950409		435.44	Ea	1Ea.	1Ea.	1Ea.	N3
		BK		711950413		499.81	Ea	1Ea.	1Ea.	1Ea.	N3
	83"	AL		711950406		340.78	Ea	1Ea.	1Ea.	1Ea.	N3
		DB		711950410		435.44	Ea	1Ea.	1Ea.	1Ea.	N3
		BK		711950414		499.81	Ea	1Ea.	1Ea.	1Ea.	N3
	85"	AL		711950689		340.78	Ea	1Ea.	1Ea.	1Ea.	N3
		DB		711950690		435.44	Ea	1Ea.	1Ea.	1Ea.	N3
		BK		711950691		499.81	Ea	1Ea.	1Ea.	1Ea.	N3
	95"	AL		711950407		443.01	Ea	1Ea.	1Ea.	1Ea.	N3
		DB		711950411		566.70	Ea	1Ea.	1Ea.	1Ea.	N3
		BK		711950415		651.27	Ea	1Ea.	1Ea.	1Ea.	N3
	120"	AL		711950408		646.22	Ea	1Ea.	1Ea.	1Ea.	N3
		DB		711950412		826.70	Ea	1Ea.	1Ea.	1Ea.	N3
		BK		711950416		950.39	Ea	1Ea.	1Ea.	1Ea.	N3
668 HD UL Aluminum Heavy Duty Full Mortise for 1/16" inset doors	79"	AL		711950417		175.44	Ea	1Ea.	1Ea.	1Ea.	N3
		DB		711950421		224.66	Ea	1Ea.	1Ea.	1Ea.	N3
		BK		711950425		258.74	Ea	1Ea.	1Ea.	1Ea.	N3
	83"	AL		711950418	✓	175.44	Ea	1Ea.	1Ea.	1Ea.	N3
		DB		711950422		224.66	Ea	1Ea.	1Ea.	1Ea.	N3
		BK		711950426		258.74	Ea	1Ea.	1Ea.	1Ea.	N3
	85"	AL		711950692	✓	175.44	Ea	1Ea.	1Ea.	1Ea.	N3
		DB		711950693		224.66	Ea	1Ea.	1Ea.	1Ea.	N3
		BK		711950694		258.74	Ea	1Ea.	1Ea.	1Ea.	N3
	95"	AL		711950419		227.19	Ea	1Ea.	1Ea.	1Ea.	N3
		DB		711950423		291.55	Ea	1Ea.	1Ea.	1Ea.	N3
		BK		711950427		334.47	Ea	1Ea.	1Ea.	1Ea.	N3
	120"	AL		711950420		333.21	Ea	1Ea.	1Ea.	1Ea.	N3
		DB		711950424		426.60	Ea	1Ea.	1Ea.	1Ea.	N3
		BK		711950428		489.71	Ea	1Ea.	1Ea.	1Ea.	N3

Aluminum Based Continuous Hinges (cont.)

Hinges & Door Accessories

Model	Size	Finish	BHMA	EDP #	Stock Item	List Price	UOM	Order Multiple	Box Qty	Carton Qty	MPG	
668 HD UL LL Aluminum Heavy Duty Full Mortise for 1/16" inset doors with Lead Lined Option	79"	AL		711950429		212.04	Ea.	1Ea.	1Ea.	1Ea.	N3	
		DB		711950433		271.36	Ea.	1Ea.	1Ea.	1Ea.	N3	
		BK		711950437		311.75	Ea.	1Ea.	1Ea.	1Ea.	N3	
	83"	AL		711950430		212.04	Ea.	1Ea.	1Ea.	1Ea.	1Ea.	N3
		DB		711950434		271.36	Ea.	1Ea.	1Ea.	1Ea.	1Ea.	N3
		BK		711950438		311.75	Ea.	1Ea.	1Ea.	1Ea.	1Ea.	N3
	85"	AL		711950695		212.04	Ea.	1Ea.	1Ea.	1Ea.	1Ea.	N3
		DB		711950696		271.36	Ea.	1Ea.	1Ea.	1Ea.	1Ea.	N3
		BK		711950697		311.75	Ea.	1Ea.	1Ea.	1Ea.	1Ea.	N3
	95"	AL		711950431		275.15	Ea.	1Ea.	1Ea.	1Ea.	1Ea.	N3
		DB		711950435		352.14	Ea.	1Ea.	1Ea.	1Ea.	1Ea.	N3
		BK		711950439		405.15	Ea.	1Ea.	1Ea.	1Ea.	1Ea.	N3
	120"	AL		711950432		403.89	Ea.	1Ea.	1Ea.	1Ea.	1Ea.	N3
		DB		711950436		516.22	Ea.	1Ea.	1Ea.	1Ea.	1Ea.	N3
		BK		711950440		593.21	Ea.	1Ea.	1Ea.	1Ea.	1Ea.	N3
669 HD UL Aluminum Heavy Duty Full Mortise for 3/32" inset doors	79"	AL		711950441		136.31	Ea.	1Ea.	1Ea.	1Ea.	N3	
		DB		711950445		172.91	Ea.	1Ea.	1Ea.	1Ea.	1Ea.	N3
		BK		711950449		199.42	Ea.	1Ea.	1Ea.	1Ea.	1Ea.	N3
	83"	AL		711950442	✓	136.31	Ea.	1Ea.	1Ea.	1Ea.	1Ea.	N3
		DB		711950446		172.91	Ea.	1Ea.	1Ea.	1Ea.	1Ea.	N3
		BK		711950450		199.42	Ea.	1Ea.	1Ea.	1Ea.	1Ea.	N3
	85"	AL		711950698	✓	136.31	Ea.	1Ea.	1Ea.	1Ea.	1Ea.	N3
		DB		711950699		172.91	Ea.	1Ea.	1Ea.	1Ea.	1Ea.	N3
		BK		711950711		199.42	Ea.	1Ea.	1Ea.	1Ea.	1Ea.	N3
	95"	AL		711950443	✓	176.70	Ea.	1Ea.	1Ea.	1Ea.	1Ea.	N3
		DB		711950447		225.92	Ea.	1Ea.	1Ea.	1Ea.	1Ea.	N3
		BK		711950451		260.00	Ea.	1Ea.	1Ea.	1Ea.	1Ea.	N3
	120"	AL		711950444		257.48	Ea.	1Ea.	1Ea.	1Ea.	1Ea.	N3
		DB		711950448		329.42	Ea.	1Ea.	1Ea.	1Ea.	1Ea.	N3
		BK		711950452		377.38	Ea.	1Ea.	1Ea.	1Ea.	1Ea.	N3
669 HD UL LL Aluminum Heavy Duty Full Mortise for 3/32" inset doors with Lead Lined Option	79"	AL		711950453		170.39	Ea.	1Ea.	1Ea.	1Ea.	N3	
		DB		711950457		219.61	Ea.	1Ea.	1Ea.	1Ea.	1Ea.	N3
		BK		711950461		252.43	Ea.	1Ea.	1Ea.	1Ea.	1Ea.	N3
	83"	AL		711950454		170.39	Ea.	1Ea.	1Ea.	1Ea.	1Ea.	N3
		DB		711950458		219.61	Ea.	1Ea.	1Ea.	1Ea.	1Ea.	N3
		BK		711950462		252.43	Ea.	1Ea.	1Ea.	1Ea.	1Ea.	N3
	85"	AL		711950701		170.39	Ea.	1Ea.	1Ea.	1Ea.	1Ea.	N3
		DB		711950702		219.61	Ea.	1Ea.	1Ea.	1Ea.	1Ea.	N3
		BK		711950703		252.43	Ea.	1Ea.	1Ea.	1Ea.	1Ea.	N3
	95"	AL		711950455		223.40	Ea.	1Ea.	1Ea.	1Ea.	1Ea.	N3
		DB		711950459		283.98	Ea.	1Ea.	1Ea.	1Ea.	1Ea.	N3
		BK		711950463		283.98	Ea.	1Ea.	1Ea.	1Ea.	1Ea.	N3
	120"	AL		711950456		325.63	Ea.	1Ea.	1Ea.	1Ea.	1Ea.	N3
		DB		711950460		416.51	Ea.	1Ea.	1Ea.	1Ea.	1Ea.	N3
		BK		711950464		416.51	Ea.	1Ea.	1Ea.	1Ea.	1Ea.	N3
670 HD UL Aluminum Heavy Duty Full Mortise Flush Mount (no door inset)	79"	AL		711950465		136.31	Ea.	1Ea.	1Ea.	1Ea.	N3	
		DB		711950469		172.91	Ea.	1Ea.	1Ea.	1Ea.	1Ea.	N3
		BK		711950473		199.42	Ea.	1Ea.	1Ea.	1Ea.	1Ea.	N3
	83"	AL		711950466	✓	136.31	Ea.	1Ea.	1Ea.	1Ea.	1Ea.	N3
		DB		711950470		172.91	Ea.	1Ea.	1Ea.	1Ea.	1Ea.	N3
		BK		711950474		199.42	Ea.	1Ea.	1Ea.	1Ea.	1Ea.	N3
	85"	AL		711950704	✓	136.31	Ea.	1Ea.	1Ea.	1Ea.	1Ea.	N3
		DB		711950705		172.91	Ea.	1Ea.	1Ea.	1Ea.	1Ea.	N3
		BK		711950706		199.42	Ea.	1Ea.	1Ea.	1Ea.	1Ea.	N3
	95"	AL		711950467		176.70	Ea.	1Ea.	1Ea.	1Ea.	1Ea.	N3
		DB		711950471		225.92	Ea.	1Ea.	1Ea.	1Ea.	1Ea.	N3
		BK		711950475		260.00	Ea.	1Ea.	1Ea.	1Ea.	1Ea.	N3
	120"	AL		711950468		257.48	Ea.	1Ea.	1Ea.	1Ea.	1Ea.	N3
						329.42	Ea.	1Ea.	1Ea.	1Ea.	1Ea.	N3
		BK		711950476		377.38	Ea.	1Ea.	1Ea.	1Ea.	1Ea.	N3

Aluminum Based Continuous Hinges (cont.)

Model	Size	Finish	BHMA	EDP #	Stock Item	List Price	UOM	Order Multiple	Box Qty	Carton Qty	MPG	
670 HD UL LL Aluminum Heavy Duty Full Mortise Flush Mount (no door inset) with Lead Lined Option	79"	AL		711950477		170.39	Ea.	1Ea.	1Ea.	1Ea.	N3	
		DB		711950481		219.61	Ea.	1Ea.	1Ea.	1Ea.	N3	
		BK		711950485		252.43	Ea.	1Ea.	1Ea.	1Ea.	N3	
	83"	AL		711950478		170.39	Ea.	1Ea.	1Ea.	1Ea.	1Ea.	N3
		DB		711950482		219.61	Ea.	1Ea.	1Ea.	1Ea.	1Ea.	N3
		BK		711950486		252.43	Ea.	1Ea.	1Ea.	1Ea.	1Ea.	N3
	85"	AL		711950707		170.39	Ea.	1Ea.	1Ea.	1Ea.	1Ea.	N3
		DB		711950708		219.61	Ea.	1Ea.	1Ea.	1Ea.	1Ea.	N3
		BK		711950709		252.43	Ea.	1Ea.	1Ea.	1Ea.	1Ea.	N3
	95"	AL		711950479		223.40	Ea.	1Ea.	1Ea.	1Ea.	1Ea.	N3
		DB		711950483		283.98	Ea.	1Ea.	1Ea.	1Ea.	1Ea.	N3
		BK		711950487		328.16	Ea.	1Ea.	1Ea.	1Ea.	1Ea.	N3
	120"	AL		711950480		325.63	Ea.	1Ea.	1Ea.	1Ea.	1Ea.	N3
		DB		711950484		416.51	Ea.	1Ea.	1Ea.	1Ea.	1Ea.	N3
		BK		711950488		478.35	Ea.	1Ea.	1Ea.	1Ea.	1Ea.	N3
671 HD UL Aluminum Heavy Duty Full Mortise for 3/32" inset doors with Beveled Edge on Frame Leaf	79"	AL		711950489		136.31	Ea.	1Ea.	1Ea.	1Ea.	N3	
		DB		711950493		172.91	Ea.	1Ea.	1Ea.	1Ea.	1Ea.	N3
		BK		711950497		199.42	Ea.	1Ea.	1Ea.	1Ea.	1Ea.	N3
	83"	AL		711950490	✓	136.31	Ea.	1Ea.	1Ea.	1Ea.	1Ea.	N3
		DB		711950494		172.91	Ea.	1Ea.	1Ea.	1Ea.	1Ea.	N3
		BK		711950498		199.42	Ea.	1Ea.	1Ea.	1Ea.	1Ea.	N3
	85"	AL		711950710	✓	136.31	Ea.	1Ea.	1Ea.	1Ea.	1Ea.	N3
		DB		711950711		172.91	Ea.	1Ea.	1Ea.	1Ea.	1Ea.	N3
		BK		711950712		199.42	Ea.	1Ea.	1Ea.	1Ea.	1Ea.	N3
	95"	AL		711950491		176.70	Ea.	1Ea.	1Ea.	1Ea.	1Ea.	N3
		DB		711950495		225.92	Ea.	1Ea.	1Ea.	1Ea.	1Ea.	N3
		BK		711950499		260.00	Ea.	1Ea.	1Ea.	1Ea.	1Ea.	N3
	120"	AL		711950492		257.48	Ea.	1Ea.	1Ea.	1Ea.	1Ea.	N3
		DB		711950496		329.42	Ea.	1Ea.	1Ea.	1Ea.	1Ea.	N3
		BK		711950500		377.38	Ea.	1Ea.	1Ea.	1Ea.	1Ea.	N3
671 HD UL LL Aluminum Heavy Duty Full Mortise for 3/32" inset doors with Beveled Edge on Frame Leaf with Lead Lined Option	79"	AL		711950501		170.39	Ea.	1Ea.	1Ea.	1Ea.	N3	
		DB		711950505		219.61	Ea.	1Ea.	1Ea.	1Ea.	1Ea.	N3
		BK		711950509		252.43	Ea.	1Ea.	1Ea.	1Ea.	1Ea.	N3
	83"	AL		711950502		170.39	Ea.	1Ea.	1Ea.	1Ea.	1Ea.	N3
		DB		711950506		219.61	Ea.	1Ea.	1Ea.	1Ea.	1Ea.	N3
		BK		711950510		252.43	Ea.	1Ea.	1Ea.	1Ea.	1Ea.	N3
	85"	AL		711950713		170.39	Ea.	1Ea.	1Ea.	1Ea.	1Ea.	N3
		DB		711950714		219.61	Ea.	1Ea.	1Ea.	1Ea.	1Ea.	N3
		BK		711950715		252.43	Ea.	1Ea.	1Ea.	1Ea.	1Ea.	N3
	95"	AL		711950503		223.40	Ea.	1Ea.	1Ea.	1Ea.	1Ea.	N3
		DB		711950507		283.98	Ea.	1Ea.	1Ea.	1Ea.	1Ea.	N3
		BK		711950511		328.16	Ea.	1Ea.	1Ea.	1Ea.	1Ea.	N3
	120"	AL		711950504		325.63	Ea.	1Ea.	1Ea.	1Ea.	1Ea.	N3
		DB		711950508		416.51	Ea.	1Ea.	1Ea.	1Ea.	1Ea.	N3
		BK		711950512		478.35	Ea.	1Ea.	1Ea.	1Ea.	1Ea.	N3
672 HD UL Aluminum Heavy Duty Full Mortise for 3/32" inset doors	79"	AL		711950513		147.67	Ea.	1Ea.	1Ea.	1Ea.	N3	
		DB		711950517		189.32	Ea.	1Ea.	1Ea.	1Ea.	1Ea.	N3
		BK		711950521		217.09	Ea.	1Ea.	1Ea.	1Ea.	1Ea.	N3
	83"	AL		711950514		147.67	Ea.	1Ea.	1Ea.	1Ea.	1Ea.	N3
		DB		711950518		189.32	Ea.	1Ea.	1Ea.	1Ea.	1Ea.	N3
		BK		711950522		217.09	Ea.	1Ea.	1Ea.	1Ea.	1Ea.	N3
	85"	AL		711950716		147.67	Ea.	1Ea.	1Ea.	1Ea.	1Ea.	N3
		DB		711950717		189.32	Ea.	1Ea.	1Ea.	1Ea.	1Ea.	N3
		BK		711950718		217.09	Ea.	1Ea.	1Ea.	1Ea.	1Ea.	N3
	95"	AL		711950515		193.11	Ea.	1Ea.	1Ea.	1Ea.	1Ea.	N3
		DB		711950519		246.12	Ea.	1Ea.	1Ea.	1Ea.	1Ea.	N3
		BK		711950523		282.72	Ea.	1Ea.	1Ea.	1Ea.	1Ea.	N3
	120"	AL		711950516		281.46	Ea.	1Ea.	1Ea.	1Ea.	1Ea.	N3
		DB		711950520		359.71	Ea.	1Ea.	1Ea.	1Ea.	1Ea.	N3
		BK		711950524		412.72	Ea.	1Ea.	1Ea.	1Ea.	1Ea.	N3

Aluminum Based Continuous Hinges (cont.)

Hinges & Door Accessories

Model	Size	Finish	BHMA	EDP #	Stock Item	List Price	UOM	Order Multiple	Box Qty	Carton Qty	MPG
672 HD UL LL Aluminum Heavy Duty Full Mortise for 3/32" inset doors with Lead Lined Option	79"	AL		711950525		175.44	Ea.	1Ea.	1Ea.	1Ea.	N3
		DB		711950529		224.66	Ea.	1Ea.	1Ea.	1Ea.	N3
		BK		711950533		258.74	Ea.	1Ea.	1Ea.	1Ea.	N3
	83"	AL		711950526		175.44	Ea.	1Ea.	1Ea.	1Ea.	N3
		DB		711950530		224.66	Ea.	1Ea.	1Ea.	1Ea.	N3
		BK		711950534		258.74	Ea.	1Ea.	1Ea.	1Ea.	N3
	85"	AL		711950719		175.44	Ea.	1Ea.	1Ea.	1Ea.	N3
		DB		711950720		224.66	Ea.	1Ea.	1Ea.	1Ea.	N3
		BK		711950721		258.74	Ea.	1Ea.	1Ea.	1Ea.	N3
	95"	AL		711950527		227.19	Ea.	1Ea.	1Ea.	1Ea.	N3
		DB		711950531		291.55	Ea.	1Ea.	1Ea.	1Ea.	N3
		BK		711950535		334.47	Ea.	1Ea.	1Ea.	1Ea.	N3
	120"	AL		711950528		333.21	Ea.	1Ea.	1Ea.	1Ea.	N3
		DB		711950532		426.60	Ea.	1Ea.	1Ea.	1Ea.	N3
		BK		711950536		489.71	Ea.	1Ea.	1Ea.	1Ea.	N3
673 HD UL Aluminum Heavy Duty Full Mortise Flush Mount (no door inset)	79"	AL		711950537		147.67	Ea.	1Ea.	1Ea.	1Ea.	N3
		DB		711950541		189.32	Ea.	1Ea.	1Ea.	1Ea.	N3
		BK		711950545		217.09	Ea.	1Ea.	1Ea.	1Ea.	N3
	83"	AL		711950538	✓	147.67	Ea.	1Ea.	1Ea.	1Ea.	N3
		DB		711950542		189.32	Ea.	1Ea.	1Ea.	1Ea.	N3
		BK		711950546		217.09	Ea.	1Ea.	1Ea.	1Ea.	N3
	85"	AL		711950722	✓	147.67	Ea.	1Ea.	1Ea.	1Ea.	N3
		DB		711950723		189.32	Ea.	1Ea.	1Ea.	1Ea.	N3
		BK		711950724		217.09	Ea.	1Ea.	1Ea.	1Ea.	N3
	95"	AL		711950539	✓	193.11	Ea.	1Ea.	1Ea.	1Ea.	N3
		DB		711950543		246.12	Ea.	1Ea.	1Ea.	1Ea.	N3
		BK		711950547		282.72	Ea.	1Ea.	1Ea.	1Ea.	N3
	120"	AL		711950540		281.46	Ea.	1Ea.	1Ea.	1Ea.	N3
		DB		711950544		246.12	Ea.	1Ea.	1Ea.	1Ea.	N3
		BK		711950548		412.72	Ea.	1Ea.	1Ea.	1Ea.	N3
673 HD UL LL Aluminum Heavy Duty Full Mortise Flush Mount (no door inset) with Lead Lined Option	79"	AL		711950549		175.44	Ea.	1Ea.	1Ea.	1Ea.	N3
		DB		711950553		224.66	Ea.	1Ea.	1Ea.	1Ea.	N3
		BK		711950557		258.74	Ea.	1Ea.	1Ea.	1Ea.	N3
	83"	AL		711950550		175.44	Ea.	1Ea.	1Ea.	1Ea.	N3
		DB		711950554		224.66	Ea.	1Ea.	1Ea.	1Ea.	N3
		BK		711950558		258.74	Ea.	1Ea.	1Ea.	1Ea.	N3
	85"	AL		711950725		175.44	Ea.	1Ea.	1Ea.	1Ea.	N3
		DB		711950726		224.66	Ea.	1Ea.	1Ea.	1Ea.	N3
		BK		711950727		258.74	Ea.	1Ea.	1Ea.	1Ea.	N3
	95"	AL		711950551		227.19	Ea.	1Ea.	1Ea.	1Ea.	N3
		DB		711950555		291.55	Ea.	1Ea.	1Ea.	1Ea.	N3
		BK		711950559		334.47	Ea.	1Ea.	1Ea.	1Ea.	N3
	120"	AL		711950552		333.21	Ea.	1Ea.	1Ea.	1Ea.	N3
		DB		711950556		426.60	Ea.	1Ea.	1Ea.	1Ea.	N3
		BK		711950560		489.71	Ea.	1Ea.	1Ea.	1Ea.	N3
674 HD UL Aluminum Heavy Duty Full Mortise Flush Mount (no door inset) Swing Clear	79"	AL		711950561		257.48	Ea.	1Ea.	1Ea.	1Ea.	N3
		DB		711950565		329.42	Ea.	1Ea.	1Ea.	1Ea.	N3
		BK		711950569		377.38	Ea.	1Ea.	1Ea.	1Ea.	N3
	83"	AL		711950562	✓	257.48	Ea.	1Ea.	1Ea.	1Ea.	N3
		DB		711950566		329.42	Ea.	1Ea.	1Ea.	1Ea.	N3
		BK		711950570		377.38	Ea.	1Ea.	1Ea.	1Ea.	N3
	85"	AL		711950728	✓	257.48	Ea.	1Ea.	1Ea.	1Ea.	N3
		DB		711950729		329.42	Ea.	1Ea.	1Ea.	1Ea.	N3
		BK		711950730		377.38	Ea.	1Ea.	1Ea.	1Ea.	N3
	95"	AL		711950563		311.75	Ea.	1Ea.	1Ea.	1Ea.	N3
		DB		711950567		427.87	Ea.	1Ea.	1Ea.	1Ea.	N3
		BK		711950571		490.97	Ea.	1Ea.	1Ea.	1Ea.	N3
	120"	AL		711950564		488.45	Ea.	1Ea.	1Ea.	1Ea.	N3
		DB		711950568		624.76	Ea.	1Ea.	1Ea.	1Ea.	N3
		BK		711950572		718.16	Ea.	1Ea.	1Ea.	1Ea.	N3

Aluminum Based Continuous Hinges (cont.)

Hinges & Door Accessories

Model	Size	Finish	BHMA	EDP #	Stock Item	List Price	UOM	Order Multiple	Box Qty	Carton Qty	MPG
674 HD UL LL Aluminum Heavy Duty Full Mortise Flush Mount (no door inset) Swing Clear with Lead Lined Option	79"	AL		711950573		29155	Ea.	1Ea.	1Ea.	1Ea.	N3
		DB		711950577		37359	Ea.	1Ea.	1Ea.	1Ea.	N3
		BK		711950581		42913	Ea.	1Ea.	1Ea.	1Ea.	N3
	83"	AL		711950574		29155	Ea.	1Ea.	1Ea.	1Ea.	N3
		DB		711950578		37359	Ea.	1Ea.	1Ea.	1Ea.	N3
		BK		711950582		42913	Ea.	1Ea.	1Ea.	1Ea.	N3
	85"	AL		711950731		29155	Ea.	1Ea.	1Ea.	1Ea.	N3
		DB		711950732		37359	Ea.	1Ea.	1Ea.	1Ea.	N3
		BK		711950733		42913	Ea.	1Ea.	1Ea.	1Ea.	N3
	95"	AL		711950575		37864	Ea.	1Ea.	1Ea.	1Ea.	N3
		DB		711950579		48466	Ea.	1Ea.	1Ea.	1Ea.	N3
		BK		711950583		55660	Ea.	1Ea.	1Ea.	1Ea.	N3
	120"	AL		711950576		55282	Ea.	1Ea.	1Ea.	1Ea.	N3
		DB		711950580		70806	Ea.	1Ea.	1Ea.	1Ea.	N3
		BK		711950584		81408	Ea.	1Ea.	1Ea.	1Ea.	N3
675 HD UL Aluminum Heavy Duty Half Surface for 1/16" inset doors Swing Clear	79"	AL		711950585		37486	Ea.	1Ea.	1Ea.	1Ea.	N3
		DB		711950589		47961	Ea.	1Ea.	1Ea.	1Ea.	N3
		BK		711950593		55156	Ea.	1Ea.	1Ea.	1Ea.	N3
	83"	AL		711950586		37486	Ea.	1Ea.	1Ea.	1Ea.	N3
		DB		711950590		47961	Ea.	1Ea.	1Ea.	1Ea.	N3
		BK		711950594		55156	Ea.	1Ea.	1Ea.	1Ea.	N3
	85"	AL		711950734		37486	Ea.	1Ea.	1Ea.	1Ea.	N3
		DB		711950735		47961	Ea.	1Ea.	1Ea.	1Ea.	N3
		BK		711950736		55156	Ea.	1Ea.	1Ea.	1Ea.	N3
	95"	AL		711950587		48845	Ea.	1Ea.	1Ea.	1Ea.	N3
		DB		711950591		62476	Ea.	1Ea.	1Ea.	1Ea.	N3
		BK		711950595		71690	Ea.	1Ea.	1Ea.	1Ea.	N3
	120"	AL		711950588		71311	Ea.	1Ea.	1Ea.	1Ea.	N3
		DB		711950592		91253	Ea.	1Ea.	1Ea.	1Ea.	N3
		BK		711950596		104884	Ea.	1Ea.	1Ea.	1Ea.	N3
676 HD UL Aluminum Heavy Duty Half Surface for center hung doors with Finger Guards	79"	AL		711950597		27388	Ea.	1Ea.	1Ea.	1Ea.	N3
		DB		711950601		35088	Ea.	1Ea.	1Ea.	1Ea.	N3
		BK		711950605		40262	Ea.	1Ea.	1Ea.	1Ea.	N3
	83"	AL		711950598		27388	Ea.	1Ea.	1Ea.	1Ea.	N3
		DB		711950602		35088	Ea.	1Ea.	1Ea.	1Ea.	N3
		BK		711950606		40262	Ea.	1Ea.	1Ea.	1Ea.	N3
	85"	AL		711950737		27388	Ea.	1Ea.	1Ea.	1Ea.	N3
		DB		711950738		35088	Ea.	1Ea.	1Ea.	1Ea.	N3
		BK		711950739		40262	Ea.	1Ea.	1Ea.	1Ea.	N3
	95"	AL		711950599		35592	Ea.	1Ea.	1Ea.	1Ea.	N3
		DB		711950603		45563	Ea.	1Ea.	1Ea.	1Ea.	N3
		BK		711950607		52379	Ea.	1Ea.	1Ea.	1Ea.	N3
	120"	AL		711950600		51874	Ea.	1Ea.	1Ea.	1Ea.	N3
		DB		711950604		66641	Ea.	1Ea.	1Ea.	1Ea.	N3
		BK		711950608		76612	Ea.	1Ea.	1Ea.	1Ea.	N3
677 HD UL Aluminum Heavy Duty Half Surface for 9/32" inset doors	79"	AL		711950609		30796	Ea.	1Ea.	1Ea.	1Ea.	N3
		DB		711950613		39505	Ea.	1Ea.	1Ea.	1Ea.	N3
		BK		711950617		45437	Ea.	1Ea.	1Ea.	1Ea.	N3
	83"	AL		711950610		30796	Ea.	1Ea.	1Ea.	1Ea.	N3
		DB		711950614		39505	Ea.	1Ea.	1Ea.	1Ea.	N3
		BK		711950618		45437	Ea.	1Ea.	1Ea.	1Ea.	N3
	85"	AL		711950740		30796	Ea.	1Ea.	1Ea.	1Ea.	N3
		DB		711950741		39505	Ea.	1Ea.	1Ea.	1Ea.	N3
		BK		711950742		45437	Ea.	1Ea.	1Ea.	1Ea.	N3
	95"	AL		711950611		40010	Ea.	1Ea.	1Ea.	1Ea.	N3
		DB		711950615		51243	Ea.	1Ea.	1Ea.	1Ea.	N3
		BK		711950619		59068	Ea.	1Ea.	1Ea.	1Ea.	N3
	120"	AL		711950612		58563	Ea.	1Ea.	1Ea.	1Ea.	N3
		DB		711950616		74971	Ea.	1Ea.	1Ea.	1Ea.	N3
		BK		711950620		86331	Ea.	1Ea.	1Ea.	1Ea.	N3

Aluminum Based Continuous Hinges (cont.)

Hinges & Door Accessories

Model	Size	Finish	BHMA	EDP #	Stock Item	List Price	UOM	Order Multiple	Box Qty	Carton Qty	MPG
678 HD UL Aluminum Heavy Duty Half Surface for 9/32" inset doors	79"	AL		711950621		307.96	Ea.	1Ea.	1Ea.	1Ea.	N3
		DB		711950625		395.05	Ea.	1Ea.	1Ea.	1Ea.	N3
		BK		711950629		454.37	Ea.	1Ea.	1Ea.	1Ea.	N3
	83"	AL		711950622		307.96	Ea.	1Ea.	1Ea.	1Ea.	N3
		DB		711950626		395.05	Ea.	1Ea.	1Ea.	1Ea.	N3
		BK		711950630		454.37	Ea.	1Ea.	1Ea.	1Ea.	N3
	85"	AL		711950743		307.96	Ea.	1Ea.	1Ea.	1Ea.	N3
		DB		711950744		395.05	Ea.	1Ea.	1Ea.	1Ea.	N3
		BK		711950745		454.37	Ea.	1Ea.	1Ea.	1Ea.	N3
	95"	AL		711950623		400.10	Ea.	1Ea.	1Ea.	1Ea.	N3
		DB		711950627		512.43	Ea.	1Ea.	1Ea.	1Ea.	N3
		BK		711950631		590.68	Ea.	1Ea.	1Ea.	1Ea.	N3
	120"	AL		711950624		585.63	Ea.	1Ea.	1Ea.	1Ea.	N3
		DB		711950628		749.71	Ea.	1Ea.	1Ea.	1Ea.	N3
		BK		711950632		862.04	Ea.	1Ea.	1Ea.	1Ea.	N3
679 HD UL Aluminum Heavy Duty Half Surface for 3/32" inset doors	79"	AL		711950633		212.04	Ea.	1Ea.	1Ea.	1Ea.	N3
		DB		711950637		271.36	Ea.	1Ea.	1Ea.	1Ea.	N3
		BK		711950641		311.75	Ea.	1Ea.	1Ea.	1Ea.	N3
	83"	AL		711950634	✓	212.04	Ea.	1Ea.	1Ea.	1Ea.	N3
		DB		711950638		271.36	Ea.	1Ea.	1Ea.	1Ea.	N3
		BK		711950642		311.75	Ea.	1Ea.	1Ea.	1Ea.	N3
	85"	AL		711950746	✓	212.04	Ea.	1Ea.	1Ea.	1Ea.	N3
		DB		711950747		271.36	Ea.	1Ea.	1Ea.	1Ea.	N3
		BK		711950748		311.75	Ea.	1Ea.	1Ea.	1Ea.	N3
	95"	AL		711950635		275.15	Ea.	1Ea.	1Ea.	1Ea.	N3
		DB		711950639		352.14	Ea.	1Ea.	1Ea.	1Ea.	N3
		BK		711950643		405.15	Ea.	1Ea.	1Ea.	1Ea.	N3
	120"	AL		711950636		401.36	Ea.	1Ea.	1Ea.	1Ea.	N3
		DB		711950640		513.69	Ea.	1Ea.	1Ea.	1Ea.	N3
		BK		711950644		590.68	Ea.	1Ea.	1Ea.	1Ea.	N3
680 HD UL Aluminum Heavy Duty Half Surface - double egress and center hung conversions	79"	AL		711950645		244.86	Ea.	1Ea.	1Ea.	1Ea.	N3
		DB		711950649		313.01	Ea.	1Ea.	1Ea.	1Ea.	N3
		BK		711950653		359.71	Ea.	1Ea.	1Ea.	1Ea.	N3
	83"	AL		711950646	✓	244.86	Ea.	1Ea.	1Ea.	1Ea.	N3
		DB		711950650		313.01	Ea.	1Ea.	1Ea.	1Ea.	N3
		BK		711950654		359.71	Ea.	1Ea.	1Ea.	1Ea.	N3
	85"	AL		711950749	✓	244.86	Ea.	1Ea.	1Ea.	1Ea.	N3
		DB		711950750		313.01	Ea.	1Ea.	1Ea.	1Ea.	N3
		BK		711950751		359.71	Ea.	1Ea.	1Ea.	1Ea.	N3
	95"	AL		711950647		318.06	Ea.	1Ea.	1Ea.	1Ea.	N3
		DB		711950651		407.67	Ea.	1Ea.	1Ea.	1Ea.	N3
		BK		711950655		468.25	Ea.	1Ea.	1Ea.	1Ea.	N3
	120"	AL		711950648		465.73	Ea.	1Ea.	1Ea.	1Ea.	N3
		DB		711950652		682.82	Ea.	1Ea.	1Ea.	1Ea.	N3
		BK		711950656		682.82	Ea.	1Ea.	1Ea.	1Ea.	N3
681 HD UL Aluminum Heavy Duty Full Surface for 1/16" inset doors	79"	AL		711950657		209.52	Ea.	1Ea.	1Ea.	1Ea.	N3
		DB		711950661		268.84	Ea.	1Ea.	1Ea.	1Ea.	N3
		BK		711950665		307.96	Ea.	1Ea.	1Ea.	1Ea.	N3
	83"	AL		711950658		209.52	Ea.	1Ea.	1Ea.	1Ea.	N3
		DB		711950662		268.84	Ea.	1Ea.	1Ea.	1Ea.	N3
		BK		711950666		307.96	Ea.	1Ea.	1Ea.	1Ea.	N3
	85"	AL		711950752	✓	209.52	Ea.	1Ea.	1Ea.	1Ea.	N3
		DB		711950753		268.84	Ea.	1Ea.	1Ea.	1Ea.	N3
		BK		711950754		307.96	Ea.	1Ea.	1Ea.	1Ea.	N3
	95"	AL		711950659	✓	272.62	Ea.	1Ea.	1Ea.	1Ea.	N3
		DB		711950663		348.35	Ea.	1Ea.	1Ea.	1Ea.	N3
		BK		711950667		400.10	Ea.	1Ea.	1Ea.	1Ea.	N3
	120"	AL		711950660		397.57	Ea.	1Ea.	1Ea.	1Ea.	N3
		DB		711950664		508.64	Ea.	1Ea.	1Ea.	1Ea.	N3
		BK		711950668		584.37	Ea.	1Ea.	1Ea.	1Ea.	N3





Aluminum Based Continuous Hinges Extras

Hinges & Door Accessories

Model	Size	Finish	BHMA	EDP #	Stock Item	List Price	UOM	Order Multiple	Box Qty	Carton Qty	MPG
Hospital Tip (HTCUT) Cut Only *661HD & 662HD Models only						44.17	EA	1EA			N3
Hospital Tip Cap (HTCAP)						189.32	EA	1EA			N3
Fire Studs (FS) 3 Hour Fire Rating						56.80	EA	1EA			N3
EPT (Electric Power Transfer)						63.11	EA	1EA			N3
CE-I2EA - Easy Access Panel						353.40	EA	1EA			N3
CE-I2R - Removable Section						429.13	EA	1EA			N3
Concealed Switch (CS)						189.32	EA	1EA			N3
School Option (SO)						44.17	EA	1EA			N3
Dutch Door (DD)						63.11	EA	1EA			N3
Lead Lined (LL)						63.11	EA	1EA			N3
Cut - Custom Length						44.17	EA	1EA			N3
Full Mortise Hardware Pack		AL		711477840	✓	32.18	Pack	1Pack			N3
Full Mortise Hardware Pack		DB / BK		711477841	✓	32.18	Pack	1Pack			N3
Full Surface Hardware Pack		AL		711477842	✓	47.96	Pack	1Pack			N3
Full Surface Hardware Pack		DB / BK		711477843	✓	47.96	Pack	1Pack			N3
Half Surface Hardware Pack		AL		711477844	✓	47.96	Pack	1Pack			N3
Half Surface Hardware Pack		DB / BK		711477845		47.96	Pack	1Pack			N3
681HD Series Hardware Pack		AL		711950761		47.96	Pack	1Pack			N3
681HD Series Hardware Pack		DB / BK		711950762		47.96	Pack	1Pack			N3
Wood Screws (500 ea bulk box)		AL		711950763		16.80	Box	1Box			N3
Wood Screws (500 ea bulk box)		DB / BK		711950764		164.08	Box	1Box			N3
Security Screw: #12-24 x 3/4" Pin-in torx flat head, undercut, self-drilling				711950770		37.86	Pack	1Pack			N3
				*Specify Hinge Model, Length, Finish and Quantity"							
Security Screw: #12 x 1-1/2" Pin-in torx flat head, undercut wood security screw.				711950771		37.86	Pack	1Pack			N3
				*Specify Hinge Model, Length, Finish and Quantity"							
Shim 83" (Aluminum)		NA		711950765	✓	37.86	EA	1EA			N3
Shim 120" (Aluminum)		NA		711950766	✓	75.73	EA	1EA			N3
DL1 - Door Leaf Cover: Models 665HD, 675HD, 676HD, 677HD and 678HD				711950767		56.80	EA	1EA			N3
				*Specify Hinge Model, Length, Finish and Quantity"							
DL2- Door Leaf Cover: Models 663HD, 664HD, 679HD, 680HD, and 681HD				711950768		56.80	EA	1EA			N3
				*Specify length and finish at time of order"							
FL1 - Frame Leaf Cover (Model 664HD)				711950769		56.80	EA	1EA			N3
				*Specify length and finish at time of order"							

Two Knuckle Hinges

Hinges & Door Accessories

	Model	Size	Finish	BHMA	EDP #	Stock Item	List Price	UOM	Order Multiple	Box Qty	Carton Qty	MPG
	CB0701RH Heavy Weight Steel 2 Knuckle Concealed Bearing Full Mortise Hinge	4.5"x4.5"	P	600	711834358		59.98	Ea.	1 Ea.	3 Ea.	30 Ea.	
	CB0701LH Heavy Weight Steel 2 Knuckle Concealed Bearing Full Mortise Hinge	4.5"x4.5"	P	600	711834382		59.98	Ea.	1 Ea.	3 Ea.	30 Ea.	
	CB0761RH Heavy Weight Stainless Steel 2 Knuckle Concealed Bearing Full Mortise Hinge	4.5"x4.5"	32	629	711834366		137.82	Ea.	1 Ea.	3 Ea.	30 Ea.	
			32D	630	711834374		136.84	Ea.	1 Ea.	3 Ea.	30 Ea.	
	CB0761LH Heavy Weight Stainless Steel 2 Knuckle Concealed Bearing Full Mortise Hinge	4.5"x4.5"	32	629	711834390		137.82	Ea.	1 Ea.	3 Ea.	30 Ea.	
			32D	630	711834408		136.84	Ea.	1 Ea.	3 Ea.	30 Ea.	


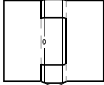
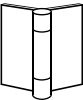

Residential Hinges

	Model	Size	Finish	BHMA	EDP #	Stock Item	List Price	UOM	Order Multiple	Box Qty	Carton Qty	MPG
	741 Square Corner Residential Hinges, No Screws	3"x3"	4	633	711083021	✓	0.76	Ea.	1 Ea.	60 Ea.	120 Ea.	
			15	646	711080134	✓	1.00	Ea.	1 Ea.	30 Ea.	150 Ea.	
		3.5"x3.5"	4	633	711083022	✓	0.99	Ea.	1 Ea.	N/A	75 Ea.	
			15	646	711080244	✓	1.22	Ea.	1 Ea.	N/A	60 Ea.	
			4"x4"	4	633	711083023	✓	0.92	Ea.	1 Ea.	N/A	40 Ea.
15	646	711080354		✓	1.46	Ea.	1 Ea.	30 Ea.	60 Ea.			
	RD741BA 1/4" Radius Corner Residential Hinges, Bulk Asssembled, No Screws	3.5"x3.5"	4	4	711082600	✓	0.82	Ea.	1 Ea.	100 Ea.	100 Ea.	
			10BL	10BL	711082616	✓	1.27	Ea.	1 Ea.	100 Ea.	100 Ea.	
			15	646	711082617	✓	1.10	Ea.	1 Ea.	100 Ea.	100 Ea.	
			26D	652	711082604	✓	1.14	Ea.	1 Ea.	100 Ea.	100 Ea.	
		4"x4"	4	633	711082601	✓	1.04	Ea.	1 Ea.	100 Ea.	100 Ea.	
			10BL		711082607	✓	1.55	Ea.	1 Ea.	100 Ea.	100 Ea.	
			15	646	711082608	✓	1.39	Ea.	1 Ea.	100 Ea.	100 Ea.	
			26D	652	711082610	✓	1.59	Ea.	1 Ea.	100 Ea.	100 Ea.	
	RD758BA 5/8" Radius Corner Residential Hinges, Bulk Asssembled, No Screws	3.5"x3.5"	4	633	711082622	✓	0.72	Ea.	1 Ea.	100 Ea.	100 Ea.	
			10BL		711082618	✓	1.26	Ea.	1 Ea.	100 Ea.	100 Ea.	
			15	646	711082619	✓	1.10	Ea.	1 Ea.	100 Ea.	100 Ea.	
		4"x4"	26D	652	711082628	✓	1.14	Ea.	1 Ea.	100 Ea.	100 Ea.	
			4	633	711083652	✓	1.26	Ea.	1 Ea.	100 Ea.	100 Ea.	
	763 3/4" x 9 (Type 17 Fly Cut)		4	633	711081462	✓	10.34	Box	1 Box	600 Ea.	600 Ea.	
			10BL		711081612	✓	9.75	Box	1 Box	600 Ea.	600 Ea.	
			15	646	711081613	✓	10.34	Box	1 Box	600 Ea.	600 Ea.	
			26D	652	711081615	✓	9.75	Box	1 Box	600 Ea.	600 Ea.	

NOTES:



- * Available in square, 1/4" and 5/8" radius corner
- * Must order screws separately / screws are NOT included in price of hinge
- * Five knuckle full mortise design
- * Non-rising removable flush pin

Detention Hinges

Model	Size	Finish	BHMA	EDP #	Stock Item	List Price	UOM	Order Multiple	Box Qty	Carton Qty	MPG
 <p>850 Heavy Gauge Full Surface Hinge</p>	2"x2"	PS		711127400	✓	2.73	Ea.	10 Ea.	10 Ea.	200 Ea.	
	2.5"x2.5"	PS		711127600	✓	4.80	Ea.	10 Ea.	10 Ea.	150 Ea.	
	3"x3"	PS		711127850	✓	6.10	Ea.	2 Ea.	2 Ea.	40 Ea.	
	3.5"x3.5"	PS		711128100	✓	9.28	Ea.	2 Ea.	2 Ea.	50 Ea.	
	4"x4"	PS		711128350	✓	11.90	Ea.	2 Ea.	2 Ea.	40 Ea.	
	4.5"x4.5"	PS		711128450	✓	14.99	Ea.	2 Ea.	2 Ea.	36 Ea.	
	5"x5"	PS		711128550	✓	22.88	Ea.	2 Ea.	2 Ea.	28 Ea.	
6"x6"	PS		711128750	✓	34.71	Ea.	2 Ea.	2 Ea.	16 Ea.		
 <p>BB852 Triple Weight Prison Hinge Furnished No Holes Not Swaged</p>	5"x6"	P	600	711029388	✓	140.51	Ea.	1 Ea.	2 Ea.	8 Ea.	
 <p>BB855 Double Weight Prison Hinge Furnished No Holes Not Swaged</p>	5"x6"	P	600	711029468	✓	115.62	Ea.	1 Ea.	2 Ea.	10 Ea.	
 <p>1592-4 HT1592-4</p>				711351490	✓	10.95	1 Pack	2 Ea.	5 Packs	10	
	2-3/4"	26D		711351616	✓	12.54	1 Pack				

Three Knuckle Concealed Bearing Architectural Hinges


Hinges & Door Accessories

Model	Size	Finish	BHMA	EDP #	Stock Item	List Price	UOM	Order Multiple	Box Qty	Carton Qty	MPG	
 1900R Steel Full Mortise Std Weight Hinge	3.5"x3	26D	652	711940001		15.24	Ea.	1Ea	2 Ea.	100 Ea.	EO	
	3.5"x3.5"	P	600	711940002		6.83	Ea.	1Ea	2 Ea.	100 Ea.	EO	
		4	633	711940003		13.67	Ea.	1Ea	2 Ea.	100 Ea.	EO	
		10	639	711940004		15.07	Ea.	1Ea	2 Ea.	100 Ea.	EO	
		26D	652	711940005		15.24	Ea.	1Ea	2 Ea.	100 Ea.	EO	
		10A	641	711940006		16.83	Ea.	1Ea	2 Ea.	100 Ea.	EO	
		3	632	711940007		16.83	Ea.	1Ea	2 Ea.	100 Ea.	EO	
		26	651	711940008		16.83	Ea.	1Ea	2 Ea.	100 Ea.	EO	
	4"x3.5"	26D	652	711940009		16.12	Ea.	1Ea	3 Ea.	30 Ea.	EO	
		26	651	711940010		17.53	Ea.	1Ea	3 Ea.	30 Ea.	EO	
	4"x4"	P	600	711940011		9.14	Ea.	1Ea	3 Ea.	30 Ea.	EO	
		10A	641	711940013		20.69	Ea.	1Ea	3 Ea.	30 Ea.	EO	
		3	632	711940014		18.93	Ea.	1Ea	3 Ea.	30 Ea.	EO	
	4.5"x4"	P	600	711940015		11.77	Ea.	1Ea	3 Ea.	30 Ea.	EO	
		4	633	711940016		14.72	Ea.	1Ea	3 Ea.	30 Ea.	EO	
		10	639	711940017		15.07	Ea.	1Ea	3 Ea.	30 Ea.	EO	
		26D	652	711940018		17.88	Ea.	1Ea	3 Ea.	30 Ea.	EO	
		26	651	711940019		20.69	Ea.	1Ea	3 Ea.	30 Ea.	EO	
		3	632	711940020		20.69	Ea.	1Ea	3 Ea.	30 Ea.	EO	
		10A	641	711940021		20.69	Ea.	1Ea	3 Ea.	30 Ea.	EO	
		10B	640	711940022		20.69	Ea.	1Ea	3 Ea.	30 Ea.	EO	
		4.5"x4.5"	PCW	-	711940023		14.72	Ea.	1Ea	3 Ea.	30 Ea.	EO
			4	633	711940024		14.72	Ea.	1Ea	3 Ea.	30 Ea.	EO
	10		639	711940025		15.07	Ea.	1Ea	3 Ea.	30 Ea.	EO	
	26D		652	711940026		17.88	Ea.	1Ea	3 Ea.	30 Ea.	EO	
	26		651	711940027		20.69	Ea.	1Ea	3 Ea.	30 Ea.	EO	
	3		632	711940028		20.69	Ea.	1Ea	3 Ea.	30 Ea.	EO	
	10A		641	711940029		20.69	Ea.	1Ea	3 Ea.	30 Ea.	EO	
	10B		640	711940030		20.69	Ea.	1Ea	3 Ea.	30 Ea.	EO	
	5"x4"	26D	652	711940031		27.93	Ea.	1Ea	3 Ea.	30 Ea.	EO	
	5"x4.5"	26D	652	711940032		27.93	Ea.	1Ea	3 Ea.	30 Ea.	EO	
	5"x5"	P	600	711940033		30.75	Ea.	1Ea	3 Ea.	30 Ea.	EO	
 1900R NRP Steel Full Mortise Std Weight Hinge Non Removable Pin	3.5"x3.5"	26D	652	711940034		22.54	Ea.	1Ea	2 Ea.	100 Ea.	EO	
	4.5"x4"	26D	652	711940035		25.18	Ea.	1Ea	3 Ea.	30 Ea.	EO	
		3	632	711940036		27.99	Ea.	1Ea	3 Ea.	30 Ea.	EO	
		10	639	711940037		22.37	Ea.	1Ea	3 Ea.	30 Ea.	EO	
		10A	641	711940038		22.37	Ea.	1Ea	3 Ea.	30 Ea.	EO	
		10B	640	711940039		27.99	Ea.	1Ea	3 Ea.	30 Ea.	EO	
	4.5"x4.5"	PCW	-	711940040		22.02	Ea.	1Ea	3 Ea.	30 Ea.	EO	
		P	600	711940041		19.07	Ea.	1Ea	3 Ea.	30 Ea.	EO	
		10	639	711940042		22.37	Ea.	1Ea	3 Ea.	30 Ea.	EO	
		26D	652	711940043		25.18	Ea.	1Ea	3 Ea.	30 Ea.	EO	
		10B	640	711940044		27.99	Ea.	1Ea	3 Ea.	30 Ea.	EO	
		26	651	711940045		27.99	Ea.	1Ea	3 Ea.	30 Ea.	EO	
	10A	641	711940046		27.99	Ea.	1Ea	3 Ea.	30 Ea.	EO		

All prices are for items furnished with screws (as specified in catalog) unless otherwise stated in price list.
 * To price other finishes on architectural items – See pricing extras.

** For conversion pins and decorative tips – See Miscellaneous Architectural Parts.
 (X) Item must be ordered in these increments.

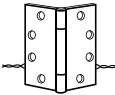
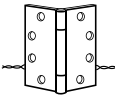
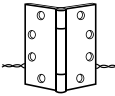
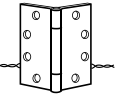
Three Knuckle Concealed Bearing Architectural Hinges (cont.) Hinges & Door Accessories

Model	Size	Finish	BHMA	EDP #	Stock Item	List Price	UOM	Order Multiple	Box Qty	Carton Qty	MPG
 CB1900R Steel Full Mortise Std Weight Hinge	3.5"X3.5"	4	633	711940088		18.76	Ea.	1Ea	2 Ea.	100 Ea.	EO
		LA	-	711940089		18.76	Ea.	1Ea	2 Ea.	100 Ea.	EO
		3	632	711940090		23.10	Ea.	1Ea	2 Ea.	100 Ea.	EO
		26D	652	711940091		20.93	Ea.	1Ea	2 Ea.	100 Ea.	EO
		10A	641	711940092		23.10	Ea.	1Ea	2 Ea.	100 Ea.	EO
		26	651	711940093		23.10	Ea.	1Ea	2 Ea.	100 Ea.	EO
	4"x4"	26D	652	711940094		22.14	Ea.	1Ea	3 Ea.	30 Ea.	EO
		3	632	711940095		26.00	Ea.	1Ea	3 Ea.	30 Ea.	EO
	4.5"X4"	P	600	711940096		19.73	Ea.	1Ea	3 Ea.	30 Ea.	EO
		4	633	711940097		20.22	Ea.	1Ea	3 Ea.	30 Ea.	EO
		10	639	711940098		20.70	Ea.	1Ea	3 Ea.	30 Ea.	EO
		26D	652	711940099	✓	24.56	Ea.	1Ea	3 Ea.	30 Ea.	EO
		26	651	711940100		28.40	Ea.	1Ea	3 Ea.	30 Ea.	EO
		3	632	711940101		28.40	Ea.	1Ea	3 Ea.	30 Ea.	EO
		10A	641	711940102		28.40	Ea.	1Ea	3 Ea.	30 Ea.	EO
		10B	640	711940103		28.40	Ea.	1Ea	3 Ea.	30 Ea.	EO
		15	646	711940104		28.40	Ea.	1Ea	3 Ea.	30 Ea.	EO
		4.5"X4.5"	P	600	711940105		19.73	Ea.	1Ea	3 Ea.	30 Ea.
	4		633	711940106		20.22	Ea.	1Ea	3 Ea.	30 Ea.	EO
	10		639	711940107		20.70	Ea.	1Ea	3 Ea.	30 Ea.	EO
	26D		652	711940108	✓	24.56	Ea.	1Ea	3 Ea.	30 Ea.	EO
	26		651	711940109		28.40	Ea.	1Ea	3 Ea.	30 Ea.	EO
	3		632	711940110		28.40	Ea.	1Ea	3 Ea.	30 Ea.	EO
	10A		641	711940111		28.40	Ea.	1Ea	3 Ea.	30 Ea.	EO
	10B		640	711940112	✓	28.40	Ea.	1Ea	3 Ea.	30 Ea.	EO
	15		646	711940113		28.40	Ea.	1Ea	3 Ea.	30 Ea.	EO
	5"X4"		P	600	711940114		31.29	Ea.	1Ea	3 Ea.	30 Ea.
		26D	652	711940115		37.08	Ea.	1Ea	3 Ea.	30 Ea.	EO
5"X4.5"	P	600	711940116		31.29	Ea.	1Ea	3 Ea.	30 Ea.	EO	
	26D	652	711940117	✓	37.08	Ea.	1Ea	3 Ea.	30 Ea.	EO	
	26	651	711940118		41.41	Ea.	1Ea	3 Ea.	30 Ea.	EO	
	3	632	711940119		41.41	Ea.	1Ea	3 Ea.	30 Ea.	EO	
	10B	640	711940120		41.41	Ea.	1Ea	3 Ea.	30 Ea.	EO	
5"X5"	4	633	711940122		33.23	Ea.	1Ea	3 Ea.	30 Ea.	EO	
	26D	652	711940123		37.08	Ea.	1Ea	3 Ea.	30 Ea.	EO	
	10A	641	711940124		41.41	Ea.	1Ea	3 Ea.	30 Ea.	EO	
	26	651	711940125		41.41	Ea.	1Ea	3 Ea.	30 Ea.	EO	

Three Knuckle Concealed Bearing Architectural Hinges (cont.) Hinges & Door Accessories

	Model	Size	Finish	BHMA	EDP #	Stock Item	List Price	UOM	Order Multiple	Box Qty	Carton Qty	MPG
	CB1900R NRP Steel Full Mortise Std Weight Hinge, Non Removable Pin	4"x4"	26D	652	711940126		29.44	Ea.	1Ea.	3 Ea.	30 Ea.	EO
			3	632	711940127		33.30	Ea.	1Ea.	3 Ea.	30 Ea.	EO
		4.5"x4"	P	600	711940128		27.03	Ea.	1Ea.	3 Ea.	30 Ea.	EO
			4	633	711940129		27.52	Ea.	1Ea.	3 Ea.	30 Ea.	EO
			15	646	711940130		35.70	Ea.	1Ea.	3 Ea.	30 Ea.	EO
			10	639	711940131		28.00	Ea.	1Ea.	3 Ea.	30 Ea.	EO
			26D	652	711940132	✓	31.86	Ea.	1Ea.	3 Ea.	30 Ea.	EO
			10A	641	711940133		35.70	Ea.	1Ea.	3 Ea.	30 Ea.	EO
			26	651	711940134		35.70	Ea.	1Ea.	3 Ea.	30 Ea.	EO
		4.5"x4.5"	3	632	711940135		35.70	Ea.	1Ea.	3 Ea.	30 Ea.	EO
			P	600	711940136		27.03	Ea.	1Ea.	3 Ea.	30 Ea.	EO
			4	633	711940137		27.52	Ea.	1Ea.	3 Ea.	30 Ea.	EO
			10	639	711940138		28.00	Ea.	1Ea.	3 Ea.	30 Ea.	EO
			26D	652	711940139	✓	31.86	Ea.	1Ea.	3 Ea.	30 Ea.	EO
			10B	640	711940140		35.70	Ea.	1Ea.	3 Ea.	30 Ea.	EO
			26	651	711940141		35.70	Ea.	1Ea.	3 Ea.	30 Ea.	EO
			10A	641	711940142		35.70	Ea.	1Ea.	3 Ea.	30 Ea.	EO
			3	632	711940143		35.70	Ea.	1Ea.	3 Ea.	30 Ea.	EO
			15	646	711940144		35.70	Ea.	1Ea.	3 Ea.	30 Ea.	EO
			5"x4.5"	26D	652	711940145		44.38	Ea.	1Ea.	3 Ea.	30 Ea.
		26		651	711940146		48.71	Ea.	1Ea.	3 Ea.	30 Ea.	EO
		P		600	711940147		38.59	Ea.	1Ea.	3 Ea.	30 Ea.	EO
		5"x5"	26D	652	711940148		44.38	Ea.	1Ea.	3 Ea.	30 Ea.	EO
			10A	641	711940149		48.71	Ea.	1Ea.	3 Ea.	30 Ea.	EO
26	651		711940150		48.71	Ea.	1Ea.	3 Ea.	30 Ea.	EO		
	CBK1900R Steel Full Mortise Std Weight Hinge Rust Resistant Base	4.5"x4.5"	P	600	711940151		30.63	Ea.	1Ea.	3 Ea.	30 Ea.	EO
	CBK1900R NRP Steel Full Mortise Std Weight Hinge Rust Resistant Base, Non Removable Pin	4.5"x4.5"	P	600	711940152		37.93	Ea.	1Ea.	3 Ea.	30 Ea.	EO
	HTCB1900R Steel Full Mortise Std Weight Hinge Hospital Tips	4.5"x4"	26D	652	711940153		50.06	Ea.	1Ea.	3 Ea.	30 Ea.	EO
		4.5"x4.5"	26D	652	711940154		42.76	Ea.	1Ea.	3 Ea.	30 Ea.	EO
	CECB1900R-54-LH Steel Full Mortise Std Weight Hinge Concealed Conductor 4- wire	4.5"x4"	26D	652	711940240		354.56	Ea.	1Ea.	1Ea.	5 Ea.	D4
			P	600	711940241		349.73	Ea.	1Ea.	1Ea.	5 Ea.	D4
			3	632	711940242		358.40	Ea.	1Ea.	1Ea.	5 Ea.	D4
			26	651	711940243		358.40	Ea.	1Ea.	1Ea.	5 Ea.	D4
			10A	641	711940244		358.40	Ea.	1Ea.	1Ea.	5 Ea.	D4
			4	633	711940245		350.22	Ea.	1Ea.	1Ea.	5 Ea.	D4
			10	639	711940246		350.70	Ea.	1Ea.	1Ea.	5 Ea.	D4
		4.5"x4.5"	26D	652	711940247		354.56	Ea.	1Ea.	1Ea.	5 Ea.	D4
			P	600	711940248		349.73	Ea.	1Ea.	1Ea.	5 Ea.	D4
			3	632	711940249		358.40	Ea.	1Ea.	1Ea.	5 Ea.	D4
			26	651	711940250		358.40	Ea.	1Ea.	1Ea.	5 Ea.	D4
			10A	641	711940251		358.40	Ea.	1Ea.	1Ea.	5 Ea.	D4
			4	633	711940252		350.22	Ea.	1Ea.	1Ea.	5 Ea.	D4
	10	639	711940253		350.70	Ea.	1Ea.	1Ea.	5 Ea.	D4		

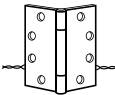
Three Knuckle Concealed Bearing Architectural Hinges (cont.) Hinges & Door Accessories

Model	Size	Finish	BHMA	EDP #	Stock Item	List Price	UOM	Order Multiple	Box Qty	Carton Qty	MPG
 CECB1900R-54-RH Steel Full Mortise Std Weight Hinge Concealed Conductor 4- wire	4.5"x4"	26D	652	711940296		354.56	Ea.	1Ea	1Ea	5Ea	D4
		P	600	711940297		349.73	Ea.	1Ea	1Ea	5Ea	D4
		3	632	711940298		358.40	Ea.	1Ea	1Ea	5Ea	D4
		26	651	711940299		358.40	Ea.	1Ea	1Ea	5Ea	D4
		10A	641	711940300		358.40	Ea.	1Ea	1Ea	5Ea	D4
		4	633	711940301		350.22	Ea.	1Ea	1Ea	5Ea	D4
	10	639	711940302		350.70	Ea.	1Ea	1Ea	5Ea	D4	
	4.5"x4.5"	P	600	711940304		349.73	Ea.	1Ea	1Ea	5Ea	D4
		3	632	711940305		358.40	Ea.	1Ea	1Ea	5Ea	D4
		26	651	711940306		358.40	Ea.	1Ea	1Ea	5Ea	D4
		10A	641	711940307		358.40	Ea.	1Ea	1Ea	5Ea	D4
		4	633	711940308		350.22	Ea.	1Ea	1Ea	5Ea	D4
		26D	652	711940303	✓	354.56	Ea.	1Ea	1Ea	5Ea	D4
		10	639	711940309		350.70	Ea.	1Ea	1Ea	5Ea	D4
 CECB1900R-56-LH Steel Full Mortise Std Weight Hinge Concealed Conductor 6- wire		4.5"x4"	26D	652	711940254		439.56	Ea.	1Ea	1Ea	5Ea
	P		600	711940255		434.73	Ea.	1Ea	1Ea	5Ea	D4
	3		632	711940256		443.40	Ea.	1Ea	1Ea	5Ea	D4
	26		651	711940257		443.40	Ea.	1Ea	1Ea	5Ea	D4
	10A		641	711940258		443.40	Ea.	1Ea	1Ea	5Ea	D4
	4		633	711940259		435.22	Ea.	1Ea	1Ea	5Ea	D4
	10	639	711940260		435.70	Ea.	1Ea	1Ea	5Ea	D4	
	4.5"x4.5"	26D	652	711940261		439.56	Ea.	1Ea	1Ea	5Ea	D4
		P	600	711940262		443.40	Ea.	1Ea	1Ea	5Ea	D4
		3	632	711940263		443.40	Ea.	1Ea	1Ea	5Ea	D4
		26	651	711940264		443.40	Ea.	1Ea	1Ea	5Ea	D4
		10A	641	711940265		443.40	Ea.	1Ea	1Ea	5Ea	D4
		4	633	711940266		435.22	Ea.	1Ea	1Ea	5Ea	D4
		10	639	711940267		435.70	Ea.	1Ea	1Ea	5Ea	D4
 CECB1900R-56-RH Steel Full Mortise Std Weight Hinge Concealed Conductor 6- wire		4.5"x4"	26D	652	711940310		439.56	Ea.	1Ea	1Ea	5Ea
	P		600	711940311		434.73	Ea.	1Ea	1Ea	5Ea	D4
	3		632	711940312		443.40	Ea.	1Ea	1Ea	5Ea	D4
	26		651	711940313		443.40	Ea.	1Ea	1Ea	5Ea	D4
	10A		641	711940314		443.40	Ea.	1Ea	1Ea	5Ea	D4
	4		633	711940315		435.22	Ea.	1Ea	1Ea	5Ea	D4
	10	639	711940316		435.70	Ea.	1Ea	1Ea	5Ea	D4	
	4.5"x4.5"	26D	652	711940317		439.56	Ea.	1Ea	1Ea	5Ea	D4
		P	600	711940318		434.73	Ea.	1Ea	1Ea	5Ea	D4
		3	632	711940319		443.40	Ea.	1Ea	1Ea	5Ea	D4
		26	651	711940320		443.40	Ea.	1Ea	1Ea	5Ea	D4
		10A	641	711940321		443.40	Ea.	1Ea	1Ea	5Ea	D4
		4	633	711940322		435.22	Ea.	1Ea	1Ea	5Ea	D4
		10	639	711940323		435.70	Ea.	1Ea	1Ea	5Ea	D4
 CECB1900R-58-LH Steel Full Mortise Std Weight Hinge Concealed Conductor 8- wire		4.5"x4"	26D	652	711940268		464.56	Ea.	1Ea	1Ea	5Ea
	P		600	711940269		459.73	Ea.	1Ea	1Ea	5Ea	D4
	3		632	711940270		468.40	Ea.	1Ea	1Ea	5Ea	D4
	26		651	711940271		468.40	Ea.	1Ea	1Ea	5Ea	D4
	10A		641	711940272		468.40	Ea.	1Ea	1Ea	5Ea	D4
	4		633	711940273		460.22	Ea.	1Ea	1Ea	5Ea	D4
	10	639	711940274		460.70	Ea.	1Ea	1Ea	5Ea	D4	
	4.5"x4.5"	26D	652	711940275		464.56	Ea.	1Ea	1Ea	5Ea	D4
		P	600	711940276		459.73	Ea.	1Ea	1Ea	5Ea	D4
		3	632	711940277		468.40	Ea.	1Ea	1Ea	5Ea	D4
		26	651	711940278		468.40	Ea.	1Ea	1Ea	5Ea	D4
		10A	641	711940279		468.40	Ea.	1Ea	1Ea	5Ea	D4
		4	633	711940280		460.22	Ea.	1Ea	1Ea	5Ea	D4
		10	639	711940281		460.70	Ea.	1Ea	1Ea	5Ea	D4



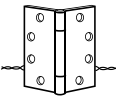
All prices are for items furnished with screws (as specified in catalog) unless otherwise stated in price list.
 * To price other finishes on architectural items – See pricing extras.

** For conversion pins and decorative tips – See Miscellaneous Architectural Parts.
 (X) Item must be ordered in these increments.

Three Knuckle Concealed Bearing Architectural Hinges (cont.) Hinges & Door Accessories

	Model	Size	Finish	BHMA	EDP #	Stock Item	List Price	UOM	Order Multiple	Box Qty	Carton Qty	MPG
	CECB1900R-58-RH Steel Full Mortise Std Weight Hinge Concealed Conductor 8- wire	4.5"x4"	26D	652	711940324		464.56	Ea.	1Ea	1Ea	5 Ea.	D4
			P	600	711940325		459.73	Ea.	1Ea	1Ea	5 Ea.	D4
			3	632	711940326		468.40	Ea.	1Ea	1Ea	5 Ea.	D4
			26	651	711940327		468.40	Ea.	1Ea	1Ea	5 Ea.	D4
			10A	641	711940328		468.40	Ea.	1Ea	1Ea	5 Ea.	D4
		4.5"x4.5"	4	633	711940329		460.22	Ea.	1Ea	1Ea	5 Ea.	D4
			10	639	711940330		460.70	Ea.	1Ea	1Ea	5 Ea.	D4
			26D	652	711940331		464.56	Ea.	1Ea	1Ea	5 Ea.	D4
			P	600	711940332		459.73	Ea.	1Ea	1Ea	5 Ea.	D4
			3	632	711940333		468.40	Ea.	1Ea	1Ea	5 Ea.	D4
CECB1900R-66-LH Steel Full Mortise Std Weight Hinge Concealed Conductor Spec. 6- wire	4.5"x4"	26	651	711940334		468.40	Ea.	1Ea	1Ea	5 Ea.	D4	
		10A	641	711940335		468.40	Ea.	1Ea	1Ea	5 Ea.	D4	
		4	633	711940336		460.22	Ea.	1Ea	1Ea	5 Ea.	D4	
		10	639	711940337		460.70	Ea.	1Ea	1Ea	5 Ea.	D4	
		26D	652	711940282		454.56	Ea.	1Ea	1Ea	5 Ea.	D4	
	4.5"x4.5"	P	600	711940283		449.73	Ea.	1Ea	1Ea	5 Ea.	D4	
		3	632	711940284		458.40	Ea.	1Ea	1Ea	5 Ea.	D4	
		26	651	711940285		458.40	Ea.	1Ea	1Ea	5 Ea.	D4	
		10A	641	711940286		458.40	Ea.	1Ea	1Ea	5 Ea.	D4	
		4	633	711940287		450.22	Ea.	1Ea	1Ea	5 Ea.	D4	
CECB1900R-66-RH Steel Full Mortise Std Weight Hinge Concealed Conductor Spec. 6- wire	4.5"x4"	10	639	711940288		450.70	Ea.	1Ea	1Ea	5 Ea.	D4	
		26D	652	711940289		454.56	Ea.	1Ea	1Ea	5 Ea.	D4	
		P	600	711940290		449.73	Ea.	1Ea	1Ea	5 Ea.	D4	
		3	632	711940291		458.40	Ea.	1Ea	1Ea	5 Ea.	D4	
		26	651	711940292		458.40	Ea.	1Ea	1Ea	5 Ea.	D4	
	4.5"x4.5"	10A	641	711940293		458.40	Ea.	1Ea	1Ea	5 Ea.	D4	
		4	633	711940294	✓	450.22	Ea.	1Ea	1Ea	5 Ea.	D4	
		10	639	711940295		450.70	Ea.	1Ea	1Ea	5 Ea.	D4	
		26D	652	711940338		454.56	Ea.	1Ea	1Ea	5 Ea.	D4	
		P	600	711940339		449.73	Ea.	1Ea	1Ea	5 Ea.	D4	
CECB1900R-66-RH Steel Full Mortise Std Weight Hinge Concealed Conductor Spec. 6- wire	4.5"x4"	3	632	711940340		458.40	Ea.	1Ea	1Ea	5 Ea.	D4	
		26	651	711940341		458.40	Ea.	1Ea	1Ea	5 Ea.	D4	
		10A	641	711940342		458.40	Ea.	1Ea	1Ea	5 Ea.	D4	
		4	633	711940343		450.22	Ea.	1Ea	1Ea	5 Ea.	D4	
		10	639	711940344		450.70	Ea.	1Ea	1Ea	5 Ea.	D4	
	4.5"x4.5"	26D	652	711940345		454.56	Ea.	1Ea	1Ea	5 Ea.	D4	
		P	600	711940346		449.73	Ea.	1Ea	1Ea	5 Ea.	D4	
		3	632	711940347		458.40	Ea.	1Ea	1Ea	5 Ea.	D4	
		26	651	711940348		458.40	Ea.	1Ea	1Ea	5 Ea.	D4	
		10A	641	711940349		458.40	Ea.	1Ea	1Ea	5 Ea.	D4	
			4	633	711940350		450.22	Ea.	1Ea	1Ea	5 Ea.	D4
			10	639	711940351		450.70	Ea.	1Ea	1Ea	5 Ea.	D4

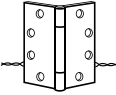
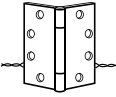
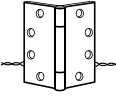
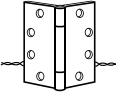
Three Knuckle Concealed Bearing Architectural Hinges (cont.) Hinges & Door Accessories

Model	Size	Finish	BHMA	EDP #	Stock Item	List Price	UOM	Order Multiple	Box Qty	Carton Qty	MPG	
 CB1901R Steel Full Mortise Hvy Weight Hinge	4.5"x4"	26D	652	71950001	✓	5250	Ea.	1Ea	3 Ea	30 Ea.	EO	
		15	646	71950002		6117	Ea.	1Ea	3 Ea	30 Ea.	EO	
		10	639	71950003		50.09	Ea.	1Ea	3 Ea	30 Ea.	EO	
		26	651	71950004		6117	Ea.	1Ea	3 Ea	30 Ea.	EO	
		10A	641	71950005		6117	Ea.	1Ea	3 Ea	30 Ea.	EO	
		3	632	71950006		6117	Ea.	1Ea	3 Ea	30 Ea.	EO	
	4.5"x4.5"	10B	640	71950007	✓	6117	Ea.	1Ea	3 Ea	30 Ea.	EO	
		P	600	71950008		4816	Ea.	1Ea	3 Ea	30 Ea.	EO	
		10	639	71950009		50.09	Ea.	1Ea	3 Ea	30 Ea.	EO	
		26D	652	71950010	✓	5250	Ea.	1Ea	3 Ea	30 Ea.	EO	
		26	651	71950011		6117	Ea.	1Ea	3 Ea	30 Ea.	EO	
		10A	641	71950012		6117	Ea.	1Ea	3 Ea	30 Ea.	EO	
	5"x4.5"	3	632	71950013		6117	Ea.	1Ea	3 Ea	30 Ea.	EO	
		15	646	71950014		6117	Ea.	1Ea	3 Ea	30 Ea.	EO	
		P	600	71950015		55.87	Ea.	1Ea	3 Ea	24 Ea.	EO	
		10	639	71950016		57.80	Ea.	1Ea	3 Ea	24 Ea.	EO	
		26D	652	71950017	✓	59.73	Ea.	1Ea	3 Ea	24 Ea.	EO	
		10A	641	71950018		69.85	Ea.	1Ea	3 Ea	24 Ea.	EO	
	5"x5"	26	651	71950019		69.85	Ea.	1Ea	3 Ea	24 Ea.	EO	
		P	600	71950020		55.87	Ea.	1Ea	3 Ea	24 Ea.	EO	
		26D	652	71950021		59.73	Ea.	1Ea	3 Ea	24 Ea.	EO	
		10	639	71950022		57.80	Ea.	1Ea	3 Ea	24 Ea.	EO	
	6"x5"	10A	641	71950023		69.85	Ea.	1Ea	3 Ea	24 Ea.	EO	
		26D	652	71950024		72.26	Ea.	1Ea	3 Ea	24 Ea.	EO	
6"x6"	26D	652			84.30	Ea.	1Ea	3 Ea	24 Ea.	EO		
 CB1901R NRP Steel Full Mortise Hvy Weight Hinge, Non Removable Pin	4.5"x4"	26D	652	71950025	✓	59.80	Ea.	1Ea	3 Ea	30 Ea.	EO	
		15	646	71950026		68.47	Ea.	1Ea	3 Ea	30 Ea.	EO	
		10	639	71950027		57.39	Ea.	1Ea	3 Ea	30 Ea.	EO	
		10A	641	71950028		68.47	Ea.	1Ea	3 Ea	30 Ea.	EO	
		10B	640	71950029		68.47	Ea.	1Ea	3 Ea	30 Ea.	EO	
		26	651	71950030		68.47	Ea.	1Ea	3 Ea	30 Ea.	EO	
	4.5"x4.5"	3	632	71950031		68.47	Ea.	1Ea	3 Ea	30 Ea.	EO	
		P	600	71950032		55.46	Ea.	1Ea	3 Ea	30 Ea.	EO	
		10	639	71950033		54.55	Ea.	1Ea	3 Ea	30 Ea.	EO	
		26D	652	71950034	✓	59.80	Ea.	1Ea	3 Ea	30 Ea.	EO	
		10A	641	71950035		68.47	Ea.	1Ea	3 Ea	30 Ea.	EO	
		26	651	71950036		68.47	Ea.	1Ea	3 Ea	30 Ea.	EO	
	5"x4.5"	3	632	71950037		68.47	Ea.	1Ea	3 Ea	30 Ea.	EO	
		15	646	71950038		68.47	Ea.	1Ea	3 Ea	30 Ea.	EO	
		P	600	71950039		63.17	Ea.	1Ea	3 Ea	24 Ea.	EO	
		26D	652	71950040	✓	67.03	Ea.	1Ea	3 Ea	24 Ea.	EO	
		5"x5"	26D	652	71950043		67.03	Ea.	1Ea	3 Ea	24 Ea.	EO
			10	639	71950044		65.10	Ea.	1Ea	3 Ea	24 Ea.	EO
	10A		641	71950045		77.15	Ea.	1Ea	3 Ea	24 Ea.	EO	
	 CECEB1901R-54-LH Steel Full Mortise Hvy Weight Hinge Concealed Conductor 4- wire	4.5"x4"	P	600	71950046		63.17	Ea.	1Ea	3 Ea	24 Ea.	EO
			26D	652	71950166		382.50	Ea.	1Ea	1Ea	5 Ea.	D4
			P	600	71950167		378.16	Ea.	1Ea	1Ea	5 Ea.	D4
			10	639	71950168		380.09	Ea.	1Ea	1Ea	5 Ea.	D4
			10A	641	71950169		391.17	Ea.	1Ea	1Ea	5 Ea.	D4
3			632	71950170		391.17	Ea.	1Ea	1Ea	5 Ea.	D4	
4.5"x4.5"		10B	640	71950171		391.17	Ea.	1Ea	1Ea	5 Ea.	D4	
		26	651	71950172		391.17	Ea.	1Ea	1Ea	5 Ea.	D4	
		26D	652	71950173		391.17	Ea.	1Ea	1Ea	5 Ea.	D4	
		P	600	71950174		378.16	Ea.	1Ea	1Ea	5 Ea.	D4	
		10	639	71950175		380.09	Ea.	1Ea	1Ea	5 Ea.	D4	
		10A	641	71950176		391.17	Ea.	1Ea	1Ea	5 Ea.	D4	
		3	632	71950177		391.17	Ea.	1Ea	1Ea	5 Ea.	D4	
		10B	640	71950178		391.17	Ea.	1Ea	1Ea	5 Ea.	D4	
		26	651	71950179		391.17	Ea.	1Ea	1Ea	5 Ea.	D4	

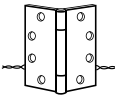
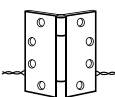
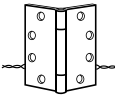


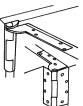
All prices are for items furnished with screws (as specified in catalog) unless otherwise stated in price list.
 * To price other finishes on architectural items – See pricing extras.

** For conversion pins and decorative tips – See Miscellaneous Architectural Parts.
 (X) Item must be ordered in these increments.

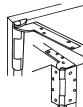
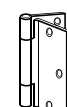
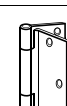
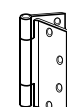
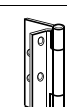
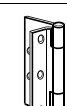
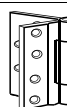

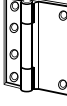

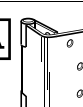

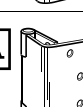

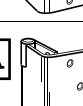
Three Knuckle Concealed Bearing Architectural Hinges (cont.) Hinges & Door Accessories

	Model	Size	Finish	BHMA	EDP #	Stock Item	List Price	UOM	Order Multiple	Box Qty	Carton Qty	MPG
	CECB1901R-54-RH Steel Full Mortise Hvy Weight Hinge Concealed Conductor 4- wire	4.5"x4"	26D	652	71950222		382.50	Ea.	1Ea	1Ea	5 Ea.	D4
			P	600	71950223		378.16	Ea.	1Ea	1Ea	5 Ea.	D4
			10	639	71950224		380.09	Ea.	1Ea	1Ea	5 Ea.	D4
			10A	641	71950225		391.17	Ea.	1Ea	1Ea	5 Ea.	D4
			3	632	71950226		391.17	Ea.	1Ea	1Ea	5 Ea.	D4
			10B	640	71950227		391.17	Ea.	1Ea	1Ea	5 Ea.	D4
		4.5"x4.5"	26	651	71950228		391.17	Ea.	1Ea	1Ea	5 Ea.	D4
			26D	652	71950229		391.17	Ea.	1Ea	1Ea	5 Ea.	D4
			P	600	71950230		378.16	Ea.	1Ea	1Ea	5 Ea.	D4
			10	639	71950231		380.09	Ea.	1Ea	1Ea	5 Ea.	D4
			10A	641	71950232		391.17	Ea.	1Ea	1Ea	5 Ea.	D4
			3	632	71950233		391.17	Ea.	1Ea	1Ea	5 Ea.	D4
			10B	640	71950234		391.17	Ea.	1Ea	1Ea	5 Ea.	D4
			26	651	71950235		391.17	Ea.	1Ea	1Ea	5 Ea.	D4
	CECB1901R-56-LH Steel Full Mortise Hvy Weight Hinge Concealed Conductor 6- wire	4.5"x4"	26D	652	71950180		467.50	Ea.	1Ea	1Ea	5 Ea.	D4
			P	600	71950181		463.16	Ea.	1Ea	1Ea	5 Ea.	D4
			10	639	71950182		465.09	Ea.	1Ea	1Ea	5 Ea.	D4
			10A	641	71950183		476.17	Ea.	1Ea	1Ea	5 Ea.	D4
			3	632	71950184		476.17	Ea.	1Ea	1Ea	5 Ea.	D4
			10B	640	71950185		476.17	Ea.	1Ea	1Ea	5 Ea.	D4
		4.5"x4.5"	26	651	71950186		476.17	Ea.	1Ea	1Ea	5 Ea.	D4
			26D	652	71950187		476.17	Ea.	1Ea	1Ea	5 Ea.	D4
			P	600	71950188		463.16	Ea.	1Ea	1Ea	5 Ea.	D4
			10	639	71950189		465.09	Ea.	1Ea	1Ea	5 Ea.	D4
			10A	641	71950190		476.17	Ea.	1Ea	1Ea	5 Ea.	D4
			3	632	71950191		476.17	Ea.	1Ea	1Ea	5 Ea.	D4
			10B	640	71950192		476.17	Ea.	1Ea	1Ea	5 Ea.	D4
			26	651	71950193		476.17	Ea.	1Ea	1Ea	5 Ea.	D4
	CECB1901R-56-RH Steel Full Mortise Hvy Weight Hinge Concealed Conductor 6- wire	4.5"x4"	26D	652	71950236		467.50	Ea.	1Ea	1Ea	5 Ea.	D4
			P	600	71950237		463.16	Ea.	1Ea	1Ea	5 Ea.	D4
			10	639	71950238		465.09	Ea.	1Ea	1Ea	5 Ea.	D4
			10A	641	71950239		476.17	Ea.	1Ea	1Ea	5 Ea.	D4
			3	632	71950240		476.17	Ea.	1Ea	1Ea	5 Ea.	D4
			10B	640	71950241		476.17	Ea.	1Ea	1Ea	5 Ea.	D4
		4.5"x4.5"	26	651	71950242		476.17	Ea.	1Ea	1Ea	5 Ea.	D4
			26D	652	71950243		476.17	Ea.	1Ea	1Ea	5 Ea.	D4
			P	600	71950244		463.16	Ea.	1Ea	1Ea	5 Ea.	D4
			10	639	71950245		465.09	Ea.	1Ea	1Ea	5 Ea.	D4
			10A	641	71950246		476.17	Ea.	1Ea	1Ea	5 Ea.	D4
			3	632	71950247		476.17	Ea.	1Ea	1Ea	5 Ea.	D4
			10B	640	71950248		476.17	Ea.	1Ea	1Ea	5 Ea.	D4
			26	651	71950249		476.17	Ea.	1Ea	1Ea	5 Ea.	D4
	CECB1901R-58-LH Steel Full Mortise Hvy Weight Hinge Concealed Conductor 8- wire	4.5"x4"	26D	652	71950194		492.50	Ea.	1Ea	1Ea	5 Ea.	D4
			P	600	71950195		488.16	Ea.	1Ea	1Ea	5 Ea.	D4
			10	639	71950196		490.09	Ea.	1Ea	1Ea	5 Ea.	D4
			10A	641	71950197		501.17	Ea.	1Ea	1Ea	5 Ea.	D4
			3	632	71950198		501.17	Ea.	1Ea	1Ea	5 Ea.	D4
			10B	640	71950199		501.17	Ea.	1Ea	1Ea	5 Ea.	D4
		4.5"x4.5"	26	651	71950200		501.17	Ea.	1Ea	1Ea	5 Ea.	D4
			26D	652	71950201		501.17	Ea.	1Ea	1Ea	5 Ea.	D4
			P	600	71950202		488.16	Ea.	1Ea	1Ea	5 Ea.	D4
			10	639	71950203		490.09	Ea.	1Ea	1Ea	5 Ea.	D4
			10A	641	71950204		501.17	Ea.	1Ea	1Ea	5 Ea.	D4
			3	632	71950205		501.17	Ea.	1Ea	1Ea	5 Ea.	D4
			10B	640	71950206		501.17	Ea.	1Ea	1Ea	5 Ea.	D4
			26	651	71950207		501.17	Ea.	1Ea	1Ea	5 Ea.	D4


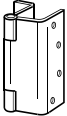

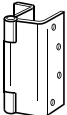

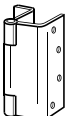

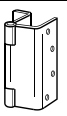

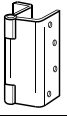

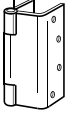

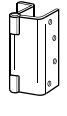
Three Knuckle Concealed Bearing Architectural Hinges (cont.) Hinges & Door Accessories

	Model	Size	Finish	BHMA	EDP #	Stock Item	List Price	UOM	Order Multiple	Box Qty	Carton Qty	MPG		
	CECB1901R-58-RH Steel Full Mortise Hvy Weight Hinge Concealed Conductor 8- wire	4.5"x4"	26D	652	71950250		492.50	Ea.	1Ea	1Ea	5 Ea.	D4		
			P	600	71950251		488.16	Ea.	1Ea	1Ea	5 Ea.	D4		
			10	639	71950252		490.09	Ea.	1Ea	1Ea	5 Ea.	D4		
			10A	641	71950253		501.17	Ea.	1Ea	1Ea	5 Ea.	D4		
			3	632	71950254		501.17	Ea.	1Ea	1Ea	5 Ea.	D4		
			10B	640	71950255		501.17	Ea.	1Ea	1Ea	5 Ea.	D4		
		4.5"x4.5"			26	651	71950256		501.17	Ea.	1Ea	1Ea	5 Ea.	D4
					26D	652	71950257		501.17	Ea.	1Ea	1Ea	5 Ea.	D4
					P	600	71950258		488.16	Ea.	1Ea	1Ea	5 Ea.	D4
					10	639	71950259		490.09	Ea.	1Ea	1Ea	5 Ea.	D4
					10A	641	71950260		501.17	Ea.	1Ea	1Ea	5 Ea.	D4
					3	632	71950261		501.17	Ea.	1Ea	1Ea	5 Ea.	D4
					10B	640	71950262		501.17	Ea.	1Ea	1Ea	5 Ea.	D4
					26	651	71950263		501.17	Ea.	1Ea	1Ea	5 Ea.	D4
	CECB1901R-66-LH Steel Full Mortise Hvy Weight Hinge Concealed Conductor Spec. 6- wire	4.5"x4"	26D	652	71950208		482.50	Ea.	1Ea	1Ea	5 Ea.	D4		
			P	600	71950209		478.16	Ea.	1Ea	1Ea	5 Ea.	D4		
			10	639	71950210		480.09	Ea.	1Ea	1Ea	5 Ea.	D4		
			10A	641	71950211		491.17	Ea.	1Ea	1Ea	5 Ea.	D4		
			3	632	71950212		491.17	Ea.	1Ea	1Ea	5 Ea.	D4		
			10B	640	71950213		491.17	Ea.	1Ea	1Ea	5 Ea.	D4		
		4.5"x4.5"			26	651	71950214		491.17	Ea.	1Ea	1Ea	5 Ea.	D4
					26D	652	71950215		491.17	Ea.	1Ea	1Ea	5 Ea.	D4
					P	600	71950216		478.16	Ea.	1Ea	1Ea	5 Ea.	D4
					10	639	71950217		480.09	Ea.	1Ea	1Ea	5 Ea.	D4
					10A	641	71950218		491.17	Ea.	1Ea	1Ea	5 Ea.	D4
					3	632	71950219		491.17	Ea.	1Ea	1Ea	5 Ea.	D4
					10B	640	71950220		491.17	Ea.	1Ea	1Ea	5 Ea.	D4
					26	651	71950221		491.17	Ea.	1Ea	1Ea	5 Ea.	D4
	CECB1901R-66-RH Steel Full Mortise Hvy Weight Hinge Concealed Conductor Spec. 6- wire	4.5"x4"	26D	652	71950264		482.50	Ea.	1Ea	1Ea	5 Ea.	D4		
			P	600	71950265		478.16	Ea.	1Ea	1Ea	5 Ea.	D4		
			10	639	71950266		480.09	Ea.	1Ea	1Ea	5 Ea.	D4		
			10A	641	71950267		491.17	Ea.	1Ea	1Ea	5 Ea.	D4		
			3	632	71950268		491.17	Ea.	1Ea	1Ea	5 Ea.	D4		
			10B	640	71950269		491.17	Ea.	1Ea	1Ea	5 Ea.	D4		
		4.5"x4.5"			26	651	71950270		491.17	Ea.	1Ea	1Ea	5 Ea.	D4
					26D	652	71950271		491.17	Ea.	1Ea	1Ea	5 Ea.	D4
					P	600	71950272		478.16	Ea.	1Ea	1Ea	5 Ea.	D4
					10	639	71950273		480.09	Ea.	1Ea	1Ea	5 Ea.	D4
					10A	641	71950274		491.17	Ea.	1Ea	1Ea	5 Ea.	D4
					3	632	71950275		491.17	Ea.	1Ea	1Ea	5 Ea.	D4
					10B	640	71950276		491.17	Ea.	1Ea	1Ea	5 Ea.	D4
					26	651	71950277		491.17	Ea.	1Ea	1Ea	5 Ea.	D4
	IHTCB1901R Steel Institutional Full Mortise Hvy Weight Hinge	4.5"x4.5"	P	600	71950047		92.00	Ea.	1Ea	3 Ea.	30 Ea.	E0		
		5"x4.5"	P	600	71950049		119.47	Ea.	1Ea	3 Ea.	24 Ea.	E0		
	CB1907R LH Steel Pivot-Reinforced Heavy Weight Hinge for Square or Beveled Edge Doors	5"x4.5"	26D	652	71950050		296.25	Set	1Set	1Set	1Set	E0		
			P	600			258.67	Set	1Set	1Set	1Set	E0		
Must be ordered as a complete set.	CB1907R RH Steel Pivot-Reinforced Heavy Weight Hinge for Square or Beveled Edge Doors	5"x4.5"	26D	652	71950051		296.25	Set	1Set	1Set	1Set	E0		
			P	600			258.67	Set	1Set	1Set	1Set	E0		
	CB1908R LH Steel Pivot-Reinforced Heavy Weight Hinge for Square Edge Doors	5"x4.5"	P	600	71950052		258.67	Set	1Set	1Set	1Set	E0		
			26D	652	71950053		296.25	Set	1Set	1Set	1Set	E0		
Must be ordered as a complete set.	CB1908R RH Steel Pivot-Reinforced Heavy Weight Hinge for Square Edge Doors	5"x4.5"	P	600	71950054		258.67	Set	1Set	1Set	1Set	E0		
			26D	652	71950055		296.25	Set	1Set	1Set	1Set	E0		

Three Knuckle Concealed Bearing Architectural Hinges (cont.) Hinges & Door Accessories

	Model	Size	Finish	BHMA	EDP #	Stock Item	List Price	UOM	Order Multiple	Box Qty	Carton Qty	MPG
 Must be ordered as a complete set.	CB1909R LH	5"x4.5"	P	600	71950056		260.11	Set	1Set	1Set	1Set	EO
	Steel Pivot-Reinforced Heavy Weight Hinge for Beveled Edge Doors		26D	652	71950057		299.14	Set	1Set	1Set	1Set	EO
	CB1909R RH	5"x4.5"	P	600	71950058		260.11	Set	1Set	1Set	1Set	EO
	Steel Pivot-Reinforced Heavy Weight Hinge for Beveled Edge Doors		26D	652	71950059		299.14	Set	1Set	1Set	1Set	EO
	1910R	4.5"	P	600	71940047		32.07	Ea.	1Ea	3Ea.	30Ea.	EO
	Steel Half Surface Standard Weight Hinge		26D	652	71940048		42.54	Ea.	1Ea	3Ea.	30Ea.	EO
	CB1910R	4"	P	600	71940157		34.19	Ea.	1Ea	3Ea.	48Ea.	EO
	Steel Half Surface Std Weight Hinge	4.5"	P	600	71940158		41.90	Ea.	1Ea	3Ea.	30Ea.	EO
			26D	652	71940159		50.58	Ea.	1Ea	3Ea.	30Ea.	EO
			5"	26D	652	71940160		75.15	Ea.	1Ea	3Ea.	24Ea.
	CB1911R	4.5"	26D	652	71950062		99.72	Ea.	1Ea	3Ea.	30Ea.	EO
	Steel Half Surface Hvy Weight Hinge	5"	26D	652	71950063		113.21	Ea.	1Ea	3Ea.	24Ea.	EO
		6"	P	600	71950064		118.51	Ea.	1Ea	3Ea.	15Ea.	EO
	1920R	4.5"	P	652	71940049		59.57	Ea.	1Ea	3Ea.	30Ea.	EO
	Steel Half Mortise Standard Weight Hinge											
	CB1920R	4.5"	P	600	71940161		41.90	Ea.	1Ea	3Ea.	30Ea.	EO
	Steel Half Mortise Std Weight Hinge		26D	652	71940162		50.58	Ea.	1Ea	3Ea.	30Ea.	EO
		5"	P	600	71940163		59.73	Ea.	1Ea	3Ea.	24Ea.	EO
	CB1921R	4.5"	P	600	71950065		132.48	Ea.	1Ea	3Ea.	30Ea.	EO
	Steel Half Mortise Hvy Weight Hinge		26D	652	71950066		165.72	Ea.	1Ea	3Ea.	30Ea.	EO
		5"	P	600	71950067		164.28	Ea.	1Ea	3Ea.	24Ea.	EO
		6"	26D	652	71950068		215.36	Ea.	1Ea	3Ea.	15Ea.	EO
	CB1930R	4.5"	P	600	71940164		41.90	Ea.	1Ea	3Ea.	30Ea.	EO
	Steel Full Surface Std Weight Hinge	5"	26D	652	71940165		64.54	Ea.	1Ea	3Ea.	24Ea.	EO
	CB1931R	4.5"	P	600	71950069		134.89	Ea.	1Ea	3Ea.	30Ea.	EO
	Steel Full Surface Hvy Weight Hinge	5"	P	600	71950070		172.47	Ea.	1Ea	3Ea.	24Ea.	EO
		6"	P	600	71950071		181.15	Ea.	1Ea	3Ea.	15Ea.	EO
 	CB1941R	5"	26D	652	71950072		120.43	Ea.	1Ea	3Ea.	15Ea.	EO
	Steel Half Mortise Swing-Clear Hvy Weight Hinge for Square Edge Doors											
 	STSCB1941R	5"	32D	630			130.08	Ea.	1Ea	3Ea.	15Ea.	EO
	Stainless Steel Half Mortise Swing-Clear Hvy Weight Hinge for Square Edge Doors											
 	CB1942R	5"	P	600	71950073		122.85	Ea.	1Ea	3Ea.	15Ea.	EO
	Steel Half Mortise Swing-Clear Hvy Weight Hinge for 1/8" in 2" beveled edge doors											

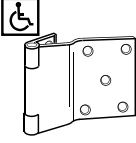
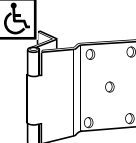



Three Knuckle Concealed Bearing Architectural Hinges (cont.) Hinges & Door Accessories

	Model	Size	Finish	BHMA	EDP #	Stock Item	List Price	UOM	Order Multiple	Box Qty	Carton Qty	MPG
	 STSCB1942R Stainless Steel Half Mortise Swing-Clear Hvy Weight Hinge for 1/8" in 2" beveled edge doors	5"	32D	630			163.80	Ea.	1Ea	3 Ea.	15 Ea.	EO
	 CB1946R Steel Full Mortise Swing-Clear Hvy Weight Hinge for 1/8" in 2" beveled edge doors	4.5"	26D	652	711940166		96.83	Ea.	1Ea	3 Ea.	24 Ea.	EO
	 STSCB1946R Stainless Steel Full Mortise Swing-Clear Hvy Weight Hinge for 1/8" in 2" beveled edge doors	4.5"	32D	630			105.01	Ea.	1Ea	3 Ea.	24 Ea.	EO
	 CB1947R Steel Full Mortise Swing-Clear Std Weight Hinge for Square Edge Doors	4.5"	26D	652	711940167		96.83	Ea.	1Ea	3 Ea.	24 Ea.	EO
	CB1947R NRP Steel Full Mortise Swing-Clear Std Weight Hinge, Non Removable Pin for Square Edge Doors	4.5"	26D	652	711940168		104.13	Ea.	1Ea	3 Ea.	24 Ea.	EO
	STSCB1947R Stainless Steel Full Mortise Swing-Clear Std Weight Hinge, Non Removable Pin for Square Edge Doors	4.5"	32D	630			105.01	Ea.	1Ea	3 Ea.	24 Ea.	EO
	 CB1948R Steel Full Mortise Swing-Clear Hvy Weight Hinge for Square Edge Doors	5"	26D	652	711950074		126.70	Ea.	1Ea	3 Ea.	15 Ea.	EO
			P	600	711950075		107.43	Ea.	1Ea	3 Ea.	15 Ea.	EO
			10A	641	711950076		132.00	Ea.	1Ea	3 Ea.	15 Ea.	EO
			10	639	711950077		120.91	Ea.	1Ea	3 Ea.	15 Ea.	EO
	 CB1948R NRP Steel Full Mortise Swing-Clear Hvy Weight Hing, Non Removable Pin for Square Edge Doors	5"	26D	652	711950078		134.00	Ea.	1Ea	3 Ea.	15 Ea.	EO
			10	639	711950079		128.21	Ea.	1Ea	3 Ea.	15 Ea.	EO
			10A	641	711950080		139.30	Ea.	1Ea	3 Ea.	15 Ea.	EO
	STSCB1948R Stainless Steel Full Mortise Swing-Clear Hvy Weight Hing, Non Removable Pin for Square Edge Doors	4.5"	32D	630		✓	144.04	Ea.	1Ea	3 Ea.	15 Ea.	EO
		5"	32D	630			144.04	Ea.	1Ea	3 Ea.	15 Ea.	EO
	 CB1949R Steel Full Mortise Swing-Clear Hvy Weight Hinge for 1/8" in 2" beveled edge doors	4.5"	26D	652	711950081		116.58	Ea.	1Ea	3 Ea.	15 Ea.	EO
		5"	26D	652	711950082	✓	116.58	Ea.	1Ea	3 Ea.	15 Ea.	EO
		10	639	711950083		113.69	Ea.	1Ea	3 Ea.	15 Ea.	EO	
	CB1949R NRP Steel Full Mortise Swing-Clear Hvy Weight Hinge, Non Removable Pin for 1/8" in 2" beveled edge doors	5"	26D	652	711950084		123.88	Ea.	1Ea	3 Ea.	15 Ea.	EO
		10	639	711950085		120.99	Ea.	1Ea	3 Ea.	15 Ea.	EO	
	STSCB1949R Stainless Steel Full Mortise Swing-Clear Hvy Weight Hinge, Non Removable Pin for 1/8" in 2" beveled edge doors	4.5"	32D	630			136.81	Ea.	1Ea	3 Ea.	15 Ea.	EO
		5"	32D	630			151.27	Ea.	1Ea	3 Ea.	15 Ea.	EO



All prices are for items furnished with screws (as specified in catalog) unless otherwise stated in price list.
* To price other finishes on architectural items – See pricing extras.

** For conversion pins and decorative tips – See Miscellaneous Architectural Parts.
(X) Item must be ordered in these increments.

Three Knuckle Concealed Bearing Architectural Hinges (cont.) Hinges & Door Accessories

Model	Size	Finish	BHMA	EDP #	Stock Item	List Price	UOM	Order Multiple	Box Qty	Carton Qty	MPG
 CB1951R Steel Full Surface Swing-Clear Hvy Weight Hinge	5"	P	600	71950086		103.57	Ea.	1Ea	3 Ea	15 Ea.	EO
		26D	652	71950087		113.69	Ea.	1Ea	3 Ea	15 Ea.	EO
	CB1951R NRP Steel Full Surface Swing-Clear Hvy Weight Hinge, Non Removable Pin	5"	P	600	71950088		110.87	Ea.	1Ea	3 Ea	15 Ea.
STSCB1951R Stainless Steel Full Surface Swing-Clear Hvy Weight Hinge	5"	32D	630			145.98	Ea.	1Ea	3 Ea	15 Ea.	EO
 CB1959R Steel Half Surface Swing-Clear Hvy Weight Hinge	5"	26D	652	71950089		122.85	Ea.	1Ea	3 Ea	3 Ea.	EO
		P	600	71950090		103.57	Ea.	1Ea	3 Ea	3 Ea.	EO
	STSCB1959R Stainless Steel Half Surface Swing-Clear Hvy Weight Hinge	5"	32D	630			165.72	Ea.	1Ea	3 Ea	3 Ea.
 1960R Full Mortise Std Weight Hinge Brass, Bronze, or Stainless Steel	3.5x3.5	10	612	71940052		33.71	Ea.	1Ea	3 Ea	100 Ea.	EO
		26D	626	71940053		34.73	Ea.	1Ea	2 Ea.	100 Ea.	EO
		3	605	71940054		39.27	Ea.	1Ea	2 Ea.	100 Ea.	EO
		10B	613	71940055		39.27	Ea.	1Ea	2 Ea.	100 Ea.	EO
		26	625	71940056		39.27	Ea.	1Ea	2 Ea.	100 Ea.	EO
	4x4	26D	626	71940057		38.56	Ea.	1Ea	2 Ea.	100 Ea.	EO
		3	605	71940058		44.17	Ea.	1Ea	2 Ea.	100 Ea.	EO
		10B	613	71940059		44.17	Ea.	1Ea	2 Ea.	100 Ea.	EO
		26	625	71940060		44.17	Ea.	1Ea	2 Ea.	100 Ea.	EO
		32D	630	71940061		49.79	Ea.	1Ea	2 Ea.	100 Ea.	EO
	4.5x4	26D	626	71940062		41.20	Ea.	1Ea	3 Ea.	48 Ea.	EO
		32D	630	71940063		52.37	Ea.	1Ea	3 Ea.	48 Ea.	EO
		3	605	71940064		47.22	Ea.	1Ea	3 Ea.	48 Ea.	EO
		26	625	71940065		47.22	Ea.	1Ea	3 Ea.	48 Ea.	EO
		10B	613	71940066		47.22	Ea.	1Ea	3 Ea.	48 Ea.	EO
	4.5x4.5	26D	626	71940067		41.20	Ea.	1Ea	3 Ea.	48 Ea.	EO
		3	605	71940068		47.22	Ea.	1Ea	3 Ea.	48 Ea.	EO
		26	625	71940069		47.22	Ea.	1Ea	3 Ea.	48 Ea.	EO
		10B	613	71940070		47.22	Ea.	1Ea	3 Ea.	48 Ea.	EO
		32D	630	71940071		52.37	Ea.	1Ea	3 Ea.	48 Ea.	EO
5x4	26D	626	71940072		47.67	Ea.	1Ea	3 Ea.	30 Ea.	EO	
 1960R NRP Full Mortise Std Weight Hinge Non Removable Pin Brass, Bronze, or Stainless Steel	3.5x3.5	10	612	71940073		41.01	Ea.	1Ea	2 Ea.	100 Ea.	EO
		26	625	71940074		46.57	Ea.	1Ea	2 Ea.	100 Ea.	EO
		10B	613	71940075		46.57	Ea.	1Ea	2 Ea.	100 Ea.	EO
		32D	630	71940076		57.09	Ea.	1Ea	2 Ea.	100 Ea.	EO
	4.5x4	26D	626	71940080		48.50	Ea.	1Ea	3 Ea.	48 Ea.	EO
		3	605	71940082		54.52	Ea.	1Ea	3 Ea.	48 Ea.	EO
		26	625	71940083		54.52	Ea.	1Ea	3 Ea.	48 Ea.	EO
		10B	613	71940084		54.52	Ea.	1Ea	3 Ea.	48 Ea.	EO
	4.5x4.5	32D	630	71940081		59.67	Ea.	1Ea	3 Ea.	48 Ea.	EO
		26	625	71940087		54.52	Ea.	1Ea	3 Ea.	48 Ea.	EO
	26D	626	71940085	✓	48.50	Ea.	1Ea	3 Ea.	48 Ea.	EO	
	3	605	71940086		54.52	Ea.	1Ea	3 Ea.	48 Ea.	EO	
 CB1960R Full Mortise Std Weight Hinge Brass, Bronze, or Stainless Steel	3.5"x3.5"	26D	626	71940169		49.12	Ea.	1Ea	2 Ea.	100 Ea.	EO
		10	612	71940170		47.67	Ea.	1Ea	2 Ea.	100 Ea.	EO
		10B	613	71940171		52.01	Ea.	1Ea	2 Ea.	100 Ea.	EO
		32D	630	71940172		56.34	Ea.	1Ea	2 Ea.	100 Ea.	EO
	4"x4"	26D	626	71940173		49.13	Ea.	1Ea	3 Ea.	48 Ea.	EO
		3	605	71940174		51.53	Ea.	1Ea	3 Ea.	48 Ea.	EO
		10B	613	71940175		51.53	Ea.	1Ea	3 Ea.	48 Ea.	EO
		32D	630	71940176		56.36	Ea.	1Ea	3 Ea.	48 Ea.	EO





Three Knuckle Concealed Bearing Architectural Hinges (cont.) Hinges & Door Accessories

Model	Size	Finish	BHMA	EDP #	Stock Item	List Price	UOM	Order Multiple	Box Qty	Carton Qty	MPG		
 CB1960R (cont.) Full Mortise Std Weight Hinge Brass, Bronze, or Stainless Steel	4.5"x4"	26D	626	71940177		5828	Ea.	1Ea.	3Ea.	48Ea.	EO		
		626W	626W	71950290		6857	Ea.	1Ea.	3Ea.	48Ea.	EO		
		10B	613	71940178		6214	Ea.	1Ea.	3Ea.	48Ea.	EO		
		26	625	71940179		6214	Ea.	1Ea.	3Ea.	48Ea.	EO		
		3	605	71940180		6214	Ea.	1Ea.	3Ea.	48Ea.	EO		
		32D	630	71940181		64.06	Ea.	1Ea.	3Ea.	48Ea.	EO		
		630W	630W	71950291		75.37	Ea.	1Ea.	3Ea.	48Ea.	EO		
		32	629	71940182		67.43	Ea.	1Ea.	3Ea.	48Ea.	EO		
		10	612	71940183		51.53	Ea.	1Ea.	3Ea.	48Ea.	EO		
		4	606	71940184		50.58	Ea.	1Ea.	3Ea.	48Ea.	EO		
	4.5"x4.5"	4	606	71940185		50.58	Ea.	1Ea.	3Ea.	48Ea.	EO		
		10	612	71940186		51.53	Ea.	1Ea.	3Ea.	48Ea.	EO		
		26D	626	71940187		58.28	Ea.	1Ea.	3Ea.	48Ea.	EO		
		626W	626W	71950288		75.37	Ea.	1Ea.	3Ea.	48Ea.	EO		
		26	625	71940188		62.14	Ea.	1Ea.	3Ea.	48Ea.	EO		
		3	605	71940189		62.14	Ea.	1Ea.	3Ea.	48Ea.	EO		
		10B	613	71940190		62.14	Ea.	1Ea.	3Ea.	48Ea.	EO		
		32D	630	71940191		64.06	Ea.	1Ea.	3Ea.	48Ea.	EO		
		630W	630W	71950289		75.37	Ea.	1Ea.	3Ea.	48Ea.	EO		
		5"x4"	26D	626	71940192		67.43	Ea.	1Ea.	3Ea.	30Ea.	EO	
	5"x4.5"	10B	613	71940193		72.74	Ea.	1Ea.	3Ea.	30Ea.	EO		
		3	605	71940194		72.74	Ea.	1Ea.	3Ea.	30Ea.	EO		
		32D	630	71940195		78.52	Ea.	1Ea.	3Ea.	30Ea.	EO		
	5"x5"	630W	630W	71950292		92.38	Ea.	1Ea.	3Ea.	48Ea.	EO		
		3	605	71940196		72.74	Ea.	1Ea.	3Ea.	30Ea.	EO		
		26D	626	71940197		67.43	Ea.	1Ea.	3Ea.	30Ea.	EO		
	5"x5"	26	625	71940198		72.74	Ea.	1Ea.	3Ea.	30Ea.	EO		
		10B	613	71940199		72.74	Ea.	1Ea.	3Ea.	30Ea.	EO		
		32D	630	71940200		78.52	Ea.	1Ea.	3Ea.	30Ea.	EO		
		CB1960RNP	3.5"x3.5"	10B	613	71940201		59.31	Ea.	1Ea.	2Ea.	100Ea.	EO
				32D	630	71940202		63.64	Ea.	1Ea.	2Ea.	100Ea.	EO
	 CB1960RNP Full Mortise Std Weight Hinge, Non Removable Pin Brass, Bronze, or Stainless Steel	4.5"x4"	26D	626	71940203		56.42	Ea.	1Ea.	2Ea.	100Ea.	EO	
			26D	626	71940204		65.58	Ea.	1Ea.	3Ea.	48Ea.	EO	
		4.5"x4.5"	626W	626W	71950295		75.87	Ea.	1Ea.	3Ea.	48Ea.	EO	
			10B	613	71940205		69.44	Ea.	1Ea.	3Ea.	48Ea.	EO	
3			605	71940206		69.44	Ea.	1Ea.	3Ea.	48Ea.	EO		
26			625	71940207		69.44	Ea.	1Ea.	3Ea.	48Ea.	EO		
32D			630	71940208		71.36	Ea.	1Ea.	3Ea.	48Ea.	EO		
630W			630W	71950296		82.67	Ea.	1Ea.	3Ea.	48Ea.	EO		
10			612	71940209		58.83	Ea.	1Ea.	3Ea.	48Ea.	EO		
4			606	71940210		57.88	Ea.	1Ea.	3Ea.	48Ea.	EO		
4.5"x4.5"			4	606	71940211		57.88	Ea.	1Ea.	3Ea.	48Ea.	EO	
			10	612	71940212		58.83	Ea.	1Ea.	3Ea.	48Ea.	EO	
		26D	626	71940213		65.58	Ea.	1Ea.	3Ea.	48Ea.	EO		
		626W	626W	71950293		82.67	Ea.	1Ea.	3Ea.	48Ea.	EO		
		3	605	71940214		69.44	Ea.	1Ea.	3Ea.	48Ea.	EO		
		10B	613	71940215		69.44	Ea.	1Ea.	3Ea.	48Ea.	EO		
		32D	630	71940216		71.36	Ea.	1Ea.	3Ea.	48Ea.	EO		
		630W	630W	71950294		82.67	Ea.	1Ea.	3Ea.	48Ea.	EO		
		32	629	71940217		74.73	Ea.	1Ea.	3Ea.	48Ea.	EO		
		5"x4.5"	3	605	71940218		80.04	Ea.	1Ea.	3Ea.	30Ea.	EO	
10B	613		71940219		80.04	Ea.	1Ea.	3Ea.	30Ea.	EO			
32D	630		71940220		85.82	Ea.	1Ea.	3Ea.	30Ea.	EO			
630W	630W		71950297		99.68	Ea.	1Ea.	3Ea.	30Ea.	EO			
5"x5"	26D	626	71940221		74.73	Ea.	1Ea.	3Ea.	30Ea.	EO			
	26	625	71940222		80.04	Ea.	1Ea.	3Ea.	30Ea.	EO			
	10B	613	71940223		80.04	Ea.	1Ea.	3Ea.	30Ea.	EO			
	32D	630	71940224		85.82	Ea.	1Ea.	3Ea.	30Ea.	EO			

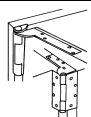
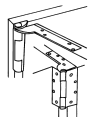
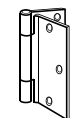
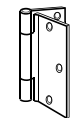
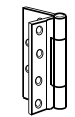
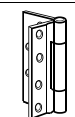
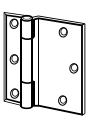
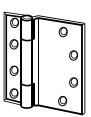

All prices are for items furnished with screws (as specified in catalog) unless otherwise stated in price list.
 * To price other finishes on architectural items – See pricing extras.



** For conversion pins and decorative tips – See Miscellaneous Architectural Parts.
 (X) Item must be ordered in these increments.

Three Knuckle Concealed Bearing Architectural Hinges (cont.) Hinges & Door Accessories

Model	Size	Finish	BHMA	EDP #	Stock Item	List Price	UOM	Order Multiple	Box Qty	Carton Qty	MPG
 CB1961R Full Mortise Hvy Weight Hinge Brass, Bronze, or Stainless Steel	4.5"x4"	32D	630	71950091		100.68	Ea.	1Ea	3Ea.	30 Ea	EO
		630W	630W	71950301		118.45	Ea.	1Ea.	3Ea.	30 Ea.	EO
		10B	613	71950092		92.00	Ea.	1Ea	3Ea.	30 Ea.	EO
		26D	626	71950093		80.44	Ea.	1Ea	3Ea.	30 Ea.	EO
		626W	626W	71950300		94.63	Ea.	1Ea.	3Ea.	30 Ea.	EO
		26	625	71950094		92.00	Ea.	1Ea	3Ea.	30 Ea.	EO
		3	605	71950095		92.00	Ea.	1Ea	3Ea.	30 Ea.	EO
	4.5"x4.5"	4	606	71950096		68.88	Ea.	1Ea	3Ea.	30 Ea.	EO
		10	612	71950097		73.70	Ea.	1Ea	3Ea.	30 Ea.	EO
		10	612	71950098		73.70	Ea.	1Ea	3Ea.	30 Ea.	EO
		26D	626	71950099		80.44	Ea.	1Ea	3Ea.	30 Ea.	EO
		626W	626W	71950298		94.63	Ea.	1Ea.	3Ea.	30 Ea.	EO
		10B	613	71950100		92.00	Ea.	1Ea	3Ea.	30 Ea.	EO
		26	625	71950101		92.00	Ea.	1Ea	3Ea.	30 Ea.	EO
		32D	630	71950102	✓	100.68	Ea.	1Ea	3Ea.	30 Ea.	EO
		630W	630W	71950299		118.45	Ea.	1Ea.	3Ea.	30 Ea.	EO
		32	629	71950103		109.35	Ea.	1Ea	3Ea.	30 Ea.	EO
		5"x4.5"	26D	626	71950104		91.53	Ea.	1Ea	3Ea.	30 Ea.
	626W		626W	71950302		107.68	Ea.	1Ea.	3Ea.	24 Ea.	EO
	10B		613	71950105		110.32	Ea.	1Ea	3Ea.	24 Ea.	EO
	32D		630	71950106	✓	117.55	Ea.	1Ea	3Ea.	24 Ea.	EO
	630W		630W	71950303		138.29	Ea.	1Ea.	3Ea.	24 Ea.	EO
	5"x5"	32	629	71950107		135.37	Ea.	1Ea	3Ea.	24 Ea.	EO
		26D	626	71950108		91.53	Ea.	1Ea	3Ea.	24 Ea.	EO
		10B	613	71950109		110.32	Ea.	1Ea	3Ea.	24 Ea.	EO
		32D	630	71950110		117.55	Ea.	1Ea	3Ea.	24 Ea.	EO
	6"x4.5"	630W	630W	71950304		138.29	Ea.	1Ea.	3Ea.	24 Ea.	EO
		26D	626	71950111		151.76	Ea.	1Ea	3Ea.	24 Ea.	EO
6"x5"	26D	626	71950112		151.76	Ea.	1Ea	3Ea.	24 Ea.	EO	
6"x6"	26D	626			151.76	Ea.	1Ea	3Ea.	24 Ea.	EO	
 CB1961RNRP Full Mortise Hvy Weight Hinge, Non Removable Pin Brass, Bronze, or Stainless Steel	4.5"x4"	32D	630	71950113	✓	107.98	Ea.	1Ea	3Ea.	30 Ea	EO
		10B	613	71950114		99.30	Ea.	1Ea	3Ea.	30 Ea.	EO
		26D	626	71950115		87.74	Ea.	1Ea	3Ea.	30 Ea.	EO
		26	625	71950116		99.30	Ea.	1Ea	3Ea.	30 Ea.	EO
		3	605	71950117		99.30	Ea.	1Ea	3Ea.	30 Ea.	EO
		4	606	71950118		76.18	Ea.	1Ea	3Ea.	30 Ea.	EO
		10	612	71950119		81.00	Ea.	1Ea	3Ea.	30 Ea.	EO
	4.5"x4.5"	10	612	71950120		81.00	Ea.	1Ea	3Ea.	30 Ea.	EO
		26D	626	71950121	✓	87.74	Ea.	1Ea	3Ea.	30 Ea.	EO
		10B	613	71950122		99.30	Ea.	1Ea	3Ea.	30 Ea.	EO
		26	625	71950123		99.30	Ea.	1Ea	3Ea.	30 Ea.	EO
		32D	630	71950124	✓	107.98	Ea.	1Ea	3Ea.	30 Ea.	EO
	5"x4.5"	32	629	71950125		116.65	Ea.	1Ea	3Ea.	30 Ea.	EO
		26D	626	71950126		98.83	Ea.	1Ea	3Ea.	24 Ea.	EO
		10B	613	71950127		117.62	Ea.	1Ea	3Ea.	24 Ea.	EO
	5"x5"	32D	630	71950128	✓	124.85	Ea.	1Ea	3Ea.	24 Ea.	EO
		32	629	71950129		142.67	Ea.	1Ea	3Ea.	24 Ea.	EO
		26D	626	71950130		98.83	Ea.	1Ea	3Ea.	24 Ea.	EO
		10B	613	71950131		117.62	Ea.	1Ea	3Ea.	24 Ea.	EO
	 IHTCB1961R Institutional Full Mortise Hvy Weight Hinge Stainless Steel	4.5"x4.5"	32D	630	71950132		105.01	Ea.	1Ea	3Ea.	30 Ea
5"x4.5"		32D	630	71950133		124.77	Ea.	1Ea	3Ea.	24 Ea	EO
 Must be ordered as a complete set.	5"X4.5"	26D	626	71950134		382.98	Set	1Set	1Set	1Set	EO
		26D	626	71950135		382.98	Set	1Set	1Set	1Set	EO







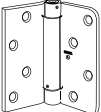
Three Knuckle Concealed Bearing Architectural Hinges (cont.) Hinges & Door Accessories

	Model	Size	Finish	BHMA	EDP #	Stock Item	List Price	UOM	Order Multiple	Box Qty	Carton Qty	MPG	
	CB1968R LH Pivot-Reinforced Hvy Weight Hinge Set Bronze, or Stainless Steel for Square Edge Doors	5"X4.5"	26D	626	71950136		382.98	Set	1Set	1Set	1Set	EO	
			10B	613	71950137		393.10	Set	1Set	1Set	1Set	EO	
			32D	630	71950138		468.26	Set	1Set	1Set	1Set	EO	
	Must be ordered as a complete set.	CB1968R RH Pivot-Reinforced Hvy Weight Hinge Set Bronze, or Stainless Steel for Square Edge Doors	5"X4.5"	26D	626	71950139		382.98	Set	1Set	1Set	1Set	EO
				10B	613	71950140		393.10	Set	1Set	1Set	1Set	EO
				32D	630	71950141		468.26	Set	1Set	1Set	1Set	EO
	CB1969R LH Pivot-Reinforced Hvy Weight Hinge Set Bronze, or Stainless Steel for Beveled Edge Doors	5"X4.5"	26D	626	71950142		382.98	Set	1Set	1Set	1Set	EO	
			10B	613	71950143		393.10	Set	1Set	1Set	1Set	EO	
			32D	630	71950144		468.26	Set	1Set	1Set	1Set	EO	
	Must be ordered as a complete set.	CB1969R RH Pivot-Reinforced Hvy Weight Hinge Set Bronze, or Stainless Steel for Beveled Edge Doors	5"X4.5"	26D	626	71950145		382.98	Set	1Set	1Set	1Set	EO
				10B	613	71950146		393.10	Set	1Set	1Set	1Set	EO
				32D	630	71950147		468.26	Set	1Set	1Set	1Set	EO
	CB1970R Half Surface Std Weight Hinge Brass, Bronze, or Stainless Steel	4.5"	26D	626	71940225		192.71	Ea	1Ea	3Ea	30Ea	EO	
			10B	613	71940226		214.39	Ea	1Ea	3Ea	30Ea	EO	
			32D	630	71940227		231.26	Ea	1Ea	3Ea	30Ea	EO	
		5"	26D	626	71940228		225.48	Ea	1Ea	3Ea	24Ea	EO	
			32D	630	71940229		270.77	Ea	1Ea	3Ea	24Ea	EO	
				CB1971R Half Surface Hvy Weight Hinge Brass, Bronze, or Stainless Steel	4.5"	26D	626	71950148		210.06	Ea	1Ea	3Ea
10B	613	71950149					226.43	Ea	1Ea	3Ea	30Ea	EO	
32D	630	71950150					251.98	Ea	1Ea	3Ea	30Ea	EO	
5"	26D	626			71950151		245.72	Ea	1Ea	3Ea	30Ea	EO	
	32D	630			71950152		294.86	Ea	1Ea	3Ea	30Ea	EO	
	10B	613			71950153		275.58	Ea	1Ea	3Ea	30Ea	EO	
	CB1980R Half Mortise Std Weight Hinge Brass, Bronze, or Stainless Steel	4.5"	26D	626	71940230		163.32	Ea	1Ea	3Ea	30Ea	EO	
			10B	613	71940231		184.04	Ea	1Ea	3Ea	30Ea	EO	
			32D	630	71940232		196.08	Ea	1Ea	3Ea	30Ea	EO	
		5"	32D	630	71940233		224.51	Ea	1Ea	3Ea	24Ea	EO	
			10B	613	71940234		206.69	Ea	1Ea	3Ea	24Ea	EO	
				CB1981R Half Mortise Hvy Weight Hinge Brass, Bronze, or Stainless Steel	4.5"	10	612	71950154		182.59	Ea	1Ea	3Ea
10B	613	71950155					222.10	Ea	1Ea	3Ea	30Ea	EO	
32D	630	71950156					231.26	Ea	1Ea	3Ea	30Ea	EO	
5"	32D	630			71950157		270.77	Ea	1Ea	3Ea	24Ea	EO	
	10B	613			71950158		245.23	Ea	1Ea	3Ea	24Ea	EO	
	26D	626			71950159		310.76	Ea	1Ea	3Ea	15Ea	EO	
	CB1990R Full Surface Std Weight Hinge Brass, Bronze, or Stainless Steel	4.5"	26D	626	71940235		163.32	Ea	1Ea	3Ea	30Ea	EO	
			10B	613	71940236		184.04	Ea	1Ea	3Ea	30Ea	EO	
			32D	630	71940237		196.08	Ea	1Ea	3Ea	30Ea	EO	
		5"	32D	630	71940238		224.51	Ea	1Ea	3Ea	24Ea	EO	
			10B	613	71940239		211.03	Ea	1Ea	3Ea	24Ea	EO	
				CB1991R Full Surface Hvy Weight Hinge Brass, Bronze, or Stainless Steel	4.5"	10	612	71950160		193.19	Ea	1Ea	3Ea
10B	613	71950161					214.39	Ea	1Ea	3Ea	30Ea	EO	
32D	630	71950162					224.03	Ea	1Ea	3Ea	30Ea	EO	
5"	32D	630			71950163		263.06	Ea	1Ea	3Ea	30Ea	EO	
	10B	613			71950164		329.06	Ea	1Ea	3Ea	30Ea	EO	
	26D	626			71950165		310.76	Ea	1Ea	3Ea	30Ea	EO	
	IHTCB1995 N/SRS Cast Stainless Steel Institutional or Prison Full Mortise Heavy Weight CB w/out Shear Resistant Stud	4.5"x4.5"	P	600	71925499		104.06	Ea	1Ea	3Ea	30Ea	EO	
			32D	630	71925498	✓	111.76	Ea	1Ea	3Ea	30Ea	EO	
	IHTCB1995 SRS Cast Stainless Steel Institutional or Prison Full Mortise Heavy Weight CB w/Shear Resistant Stud	4.5"x4.5"	P	600	71925497	✓	110.32	Ea	1Ea	3Ea	30Ea	EO	
			32D	630	71925495	✓	119.96	Ea	1Ea	3Ea	30Ea	EO	

Model	Size	Finish	BHMA	EDP #	Stock Item	List Price	UOM	Order Multiple	Box Qty	Carton Qty	MPG	
 2060R Steel or Stainless Steel Spring Hinge Standard Weight	3.5"x3.5"	P	600	71420744	✓	12.04	Ea.	1Ea.	2Ea.	50Ea.	E3	
		4	633	71420742		13.84	Ea.	1Ea.	2Ea.	50Ea.	E3	
		10	639	71420746		16.76	Ea.	1Ea.	2Ea.	50Ea.	E3	
		26D	652	71420750	✓	18.21	Ea.	1Ea.	2Ea.	50Ea.	E3	
		10A	641	71420748		18.94	Ea.	1Ea.	2Ea.	50Ea.	E3	
		3	632	71420749	✓	18.94	Ea.	1Ea.	2Ea.	50Ea.	E3	
		26	651	71420752		18.94	Ea.	1Ea.	2Ea.	50Ea.	E3	
		32D	630	71422310		70.03	Ea.	1Ea.	2Ea.	50Ea.	E3	
		32	629	71422311		76.60	Ea.	1Ea.	2Ea.	50Ea.	E3	
		4"x4"	P	600	71422100	✓	14.77	Ea.	1Ea.	2Ea.	50Ea.	E3
			4	633	71422102	✓	15.30	Ea.	1Ea.	2Ea.	50Ea.	E3
			10	639	71422104		19.67	Ea.	1Ea.	2Ea.	50Ea.	E3
	26D		652	71422106	✓	21.86	Ea.	1Ea.	2Ea.	50Ea.	E3	
	10A		641	71422108		22.59	Ea.	1Ea.	2Ea.	50Ea.	E3	
	3		632	71422110	✓	22.59	Ea.	1Ea.	2Ea.	50Ea.	E3	
	32D		630	71422312		79.51	Ea.	1Ea.	2Ea.	50Ea.	E3	
	32		629			83.89	Ea.	1Ea.	2Ea.	50Ea.	E3	
	4.5"x4"		P	600	71420920	✓	26.26	Ea.	1Ea.	3Ea.	30Ea.	E3
			4	633	71420407		28.20	Ea.	1Ea.	3Ea.	30Ea.	E3
			10	639	71420921		32.09	Ea.	1Ea.	3Ea.	30Ea.	E3
			26D	652	71420923	✓	35.50	Ea.	1Ea.	3Ea.	30Ea.	E3
		26	651	71420926	✓	36.95	Ea.	1Ea.	3Ea.	30Ea.	E3	
		3	632	71420924		36.95	Ea.	1Ea.	3Ea.	30Ea.	E3	
		10A	641	71420925		36.95	Ea.	1Ea.	3Ea.	30Ea.	E3	
		32D	630	71422328	✓	89.02	Ea.	1Ea.	3Ea.	30Ea.	E3	
		19	631	711950321	✓	41.76	Ea.	1Ea.	3Ea.	30Ea.	E0	
		32	629	71422329		95.82	Ea.	1Ea.	3Ea.	30Ea.	E3	
		4.5"x4.5"	P	600	71420935	✓	26.26	Ea.	1Ea.	3Ea.	30Ea.	E3
			19	631	711950322	✓	41.76	Ea.	1Ea.	3Ea.	30Ea.	E0
	4		633	71420936	✓	28.20	Ea.	1Ea.	3Ea.	30Ea.	E3	
	10		639	71420937	✓	32.09	Ea.	1Ea.	3Ea.	30Ea.	E3	
	26D		652	71420939	✓	35.50	Ea.	1Ea.	3Ea.	30Ea.	E3	
	3		632	71420940	✓	36.95	Ea.	1Ea.	3Ea.	30Ea.	E3	
	10A		641	71420941	✓	36.95	Ea.	1Ea.	3Ea.	30Ea.	E3	
	26		651	71420942		36.95	Ea.	1Ea.	3Ea.	30Ea.	E3	
	32D		630	71422314	✓	89.02	Ea.	1Ea.	3Ea.	30Ea.	E3	
32	629		71422315		95.82	Ea.	1Ea.	3Ea.	30Ea.	E3		
 RD2060R 1/4" Radius Corner Steel or Stainless Steel Spring Hinge Standard Weight	3.5"x3.5"		P	600	71420756		18.64	Ea.	1Ea.	2Ea.	50Ea.	E3
			4	633	71420754		20.44	Ea.	1Ea.	2Ea.	50Ea.	E3
		26D	652	71420762	✓	24.81	Ea.	1Ea.	2Ea.	50Ea.	E3	
		3	632	71420764		25.54	Ea.	1Ea.	2Ea.	50Ea.	E3	
		26	651	71420765		25.54	Ea.	1Ea.	2Ea.	50Ea.	E3	
		32D	630	71422316		76.63	Ea.	1Ea.	2Ea.	50Ea.	E3	
		32	629	71422317		83.20	Ea.	1Ea.	2Ea.	50Ea.	E3	
		4"x4"	P	600	71422150		21.37	Ea.	1Ea.	2Ea.	50Ea.	E3
			4	633	71422152	✓	21.90	Ea.	1Ea.	2Ea.	50Ea.	E3
			26D	652	71422156		28.46	Ea.	1Ea.	2Ea.	50Ea.	E3
			10A	641	71422158		29.19	Ea.	1Ea.	2Ea.	50Ea.	E3
			3	632	71422160		29.19	Ea.	1Ea.	2Ea.	50Ea.	E3
	10B		640	71422105		34.16	Ea.	1Ea.	2Ea.	50Ea.	E3	
	F8		-	71422103		34.16	Ea.	1Ea.	2Ea.	50Ea.	E3	
	ST4B		-	71422101		34.16	Ea.	1Ea.	2Ea.	50Ea.	E3	
	26		651	71420803		34.16	Ea.	1Ea.	2Ea.	50Ea.	E3	
	32D		630	71422318		86.11	Ea.	1Ea.	2Ea.	50Ea.	E3	
	32		629	71422319		90.49	Ea.	1Ea.	2Ea.	50Ea.	E3	
	4.5"x4"		26D	652	71420982		28.46	Ea.	1Ea.	3Ea.	30Ea.	E3
		32D	630	71422330		86.11	Ea.	1Ea.	3Ea.	30Ea.	E3	
		32	629	71422331		90.49	Ea.	1Ea.	3Ea.	30Ea.	E3	
	4.5"x4.5"	26D	652	71420992		42.10	Ea.	1Ea.	3Ea.	30Ea.	E3	
		3	632	71420994		43.55	Ea.	1Ea.	3Ea.	30Ea.	E3	
		32D	630	71422320		95.62	Ea.	1Ea.	3Ea.	30Ea.	E3	
		32	629	71422321		102.42	Ea.	1Ea.	3Ea.	30Ea.	E3	

Spring Hinges (cont.)

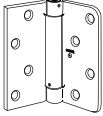
Hinges & Door Accessories

	Model	Size	Finish	BHMA	EDP #	Stock Item	List Price	UOM	Order Multiple	Box Qty	Carton Qty	MPG	
	RD2068R 5/8" Radius Corner Steel or Stainless Steel Spring Hinge Standard Weight	3.5"x3.5"	P	600	71420768		13.84	Ea.	1Ea.	2 Ea.	50 Ea.	E3	
			4	633	71420766		13.84	Ea.	1Ea.	2 Ea.	50 Ea.	E3	
			26D	652	71420774		20.40	Ea.	1Ea.	2 Ea.	50 Ea.	E3	
			3	632	71420775		23.32	Ea.	1Ea.	2 Ea.	50 Ea.	E3	
			32D	630	71422322		72.22	Ea.	1Ea.	2 Ea.	50 Ea.	E3	
		4"x4"	P	600	71422200		15.30	Ea.	1Ea.	2 Ea.	50 Ea.	E3	
			4	633	71422202		15.30	Ea.	1Ea.	2 Ea.	50 Ea.	E3	
			10	639	71422204		22.59	Ea.	1Ea.	2 Ea.	50 Ea.	E3	
			3	632	71422210		24.78	Ea.	1Ea.	2 Ea.	50 Ea.	E3	
			26D	652	71422206		24.78	Ea.	1Ea.	2 Ea.	50 Ea.	E3	
			32D	630	71422324		81.70	Ea.	1Ea.	2 Ea.	50 Ea.	E3	
			32	629	71422325		87.54	Ea.	1Ea.	2 Ea.	50 Ea.	E3	
			4.5"x4"	26D	652	71421032		39.87	Ea.	1Ea.	3 Ea.	30 Ea.	E3
				32D	630	71422332		90.96	Ea.	1Ea.	3 Ea.	30 Ea.	E3
				32	629	71422333		97.77	Ea.	1Ea.	3 Ea.	30 Ea.	E3
		4.5"x4.5"	P	600	71421040		29.18	Ea.	1Ea.	3 Ea.	30 Ea.	E3	
			26D	652	71421042		39.87	Ea.	1Ea.	3 Ea.	30 Ea.	E3	
			3	632	71421044		43.27	Ea.	1Ea.	3 Ea.	30 Ea.	E3	
			32D	630	71422326		90.96	Ea.	1Ea.	3 Ea.	30 Ea.	E3	
			32	629	71422327		97.77	Ea.	1Ea.	3 Ea.	30 Ea.	E3	
	BMRD2068R 5/8" Radius Corner with Benchmark Hole Pattern Spring Hinge	4"x4"	ST4C	604	71422224		15.65	Ea.	50 Ea.	50 Ea.	50 Ea.	E3	
			PCW	-	71422225		15.65	Ea.	50 Ea.	50 Ea.	50 Ea.	E3	
	CGRD2068R 5/8xS0 BO with Castlegate Hole Pattern	4"x4"	ST4C	-	71422217		24.29	Ea.	50 Ea.	50 Ea.	50 Ea.	E3	
			PCW	-	71422227		15.65	Ea.	50 Ea.	50 Ea.	50 Ea.	E3	
	GHRD2068R 5/8xS0 BO with General Hole Pattern Spring Hinge	4"x4"	ST4C	604	71422230		15.65	Ea.	50 Ea.	50 Ea.	50 Ea.	E3	
			PCW	-	71422231		15.65	Ea.	50 Ea.	50 Ea.	50 Ea.	E3	
	PDRD2068R 5/8" Radius Corner with Perma-Door Hole Pattern Spring Hinge	4"x4"	26D	652	71422237		24.78	Ea.	1Ea.	2 Ea.	50 Ea.	E3	
			4	633	71420812		15.30	Ea.	1Ea.	2 Ea.	50 Ea.	E3	
	PZRD2068R 5/8" Radius Corner with Pease Hole Pattern Spring Hinge	4"x4"	PCW	-	71420814		25.51	Ea.	1Ea.	2 Ea.	50 Ea.	E3	
	SDRD2068R 5/8" Radius with BEST Door Hole Pattern Spring Hinge	4X3"- 15/16"	ST4C	604	71420840		16.76	BOX	25	25	25	E3	
	SDRD2068R Bulk Open 5/8" Radius Steel Square Corner Spring Hinge Standard Weight with BEST Door Hole Pattern	4X3"- 15/16"	ST4C	604	71420841		16.26	Ea.	100 Ea.	100 Ea.	100 Ea.	E3	

All prices are for items furnished with screws (as specified in catalog) unless otherwise stated in price list.
 * To price other finishes on architectural items – See pricing extras.







** For conversion pins and decorative tips – See Miscellaneous Architectural Parts.
 (X) Item must be ordered in these increments.

Spring Hinges (cont.)

Model	Size	Finish	BHMA	EDP #	Stock Item	List Price	UOM	Order Multiple	Box Qty	Carton Qty	MPG
TTRD2068R 5/8" Radius Corner with Therma-Tru Hole Pattern Spring Hinge	4"x4"	PCW	-	71422229		15.64	Ea.	50 Ea.	50 Ea.	50 Ea.	E3
	4.5"x4.5"	3	632	711827162		88.95	Set	1Set	1Set	16	E3
		26D	652	711827188	✓	81.66	Set	1Set	1Set	16	E3
		P	600	711827170		61.22	Set	1Set	1Set	16	E3

Miscellaneous Architectural Parts

Hinges & Door Accessories

	Model	Size	Finish	BHMA	EDP #	Stock Item	List Price	Order Multiple	Box Qty	Carton Qty	MPG	
 For Standard weight hinges only.	05-7000	3.5"	STS		711057000	✓	7.79	1Ea.	24 Ea.	240 Ea.		
	Conversion Pins for Architectural F, FBB Hinges & CB Hinges											
	05-7005	4"	STS		711057005		7.79	1Ea.	24 Ea.	240 Ea.		
	05-7008	4.5"	STS		711057008	✓	7.79	1Ea.	24 Ea.	240 Ea.		
 Order 2 tips per hinge. For Standard weight hinges only.	05-7015	5"	STS		711057015		10.49	1Ea.	24 Ea.	240 Ea.		
	Crown Tips for Architectural Hinges Order 2 tips per hinge											
	05-7020		3	632	711057020		3.77	1Ea.	48 Ea.	480 Ea.		
	05-7021		26	651	711057021		3.77	1Ea.	48 Ea.	480 Ea.		
	05-7022		4	633	711057022		3.62	1Ea.	48 Ea.	480 Ea.		
 Order 2 tips per hinge. For Standard weight hinges only.	05-7023		26D	652	711057023		3.71	1Ea.	48 Ea.	480 Ea.		
	Ball Tips for Architectural Hinges Order 2 tips per hinge											
	05-7030		3	632	711057030		3.77	1Ea.	48 Ea.	480 Ea.		
	05-7031		26	651	711057031		3.77	1Ea.	48 Ea.	480 Ea.		
	05-7032		4	633	711057032		3.62	1Ea.	48 Ea.	480 Ea.		
 Order 2 tips per hinge. For Standard weight hinges only.	05-7033		26D	652	711057033		3.71	1Ea.	48 Ea.	480 Ea.		
	Steeple Tips for Architectural Hinges Order 2 tips per hinge											
	05-7040		3	632	711057040		3.77	1Ea.	48 Ea.	480 Ea.		
	05-7041		26	651	711057041		3.77	1Ea.	48 Ea.	480 Ea.		
	05-7042		4	633	711057042		3.62	1Ea.	48 Ea.	480 Ea.		
	05-7043		26D	652	711057043		3.71	1Ea.	48 Ea.	480 Ea.		
	57-0100	1/2"-24x1/2"	26D	652	711570100	✓	33.07	1Box	100 Ea.	100 Ea.		
	Steel Machine Screws For Architectural Hinges											
	57-0102	1/2"-24x1/2"	P	600	711570102		25.54	1Box	100 Ea.	100 Ea.		
	57-0113	1/2"x1-1/4"	26D	652	711570113		33.07	1Box	100 Ea.	100 Ea.		
	Steel Wood Screws For Architectural Hinges											
	57-0115	1/2"x1-1/4"	P	600	711570115		21.02	1Box	100 Ea.	100 Ea.		
	57-0116	1/2"x1-1/4"	10A	641	711570116		37.59	1Box	100 Ea.	100 Ea.		
57-0117	1/2"x1-1/4"	3	632	711570117		37.59	1Box	100 Ea.	100 Ea.			
57-0201	1/2"x1-1/4"	3	632	711570201		84.29	1Box	100 Ea.	100 Ea.			
Solid Brass Wood Screws For Architectural Hinges												

(X) Item must be ordered in these increments. ^For orders having less than the order multiple quantity, add 1/4 (1.5 multiplier) to the net price.

EDP Number to Class Number Cross Reference

Hinges & Door Accessories

EDP Number	Class Number	Size	Finish	UPC#
711029388	BB852	5X6	P	887838068590
711029468	BB855	5x6	P	887838070012
711033962	FI9I	4.5X4.5	26D	887838070050
711033963	FI9I	4.5X4.5	4	887838070067
711033966	FI9I	4.5X4.5	3	887838068606
711033970	FI9INRP	4.5X4.5	3	887838070074
711033974	FI9INRP	4.5X4.5	26D	887838070098
711033979	FI9INRP	4.5X4.5	32	887838091239
711033980	FI9INRP	4.5X4.5	4	887838091246
711033981	FI9INRP	4X4	P	887838091253
711033993	FI9I	4.5X4.5	10	887838070104
711033994	FI9I	4.5X4.5	10B	887838070111
711034300	FI9INRP	4X4	32	887838070128
711034302	FI9I	4X4	32D	887838070135
711034303	FI9I	4X4	32	887838070142
711036010	FI9INRP	3.5X3.5	10B	887838070159
711036011	FI9INRP	3.5X3.5	26	887838091260
711036055	FI9INRP	3.5X3.5	3	887838070166
711036056	FI9I	3.5X3.5	26D	887838070173
711036057	FI9I	3.5X3.5	3	887838070180
711036059	FI9I	3.5X3.5	26	887838070197
711036086	FI9I	3.5X3.5	10	887838070203
711036087	FI9I	3.5X3.5	10B	887838070210
711036115	FI9INRP	4X4	26	887838070227
711036116	FI9I	4X4	26	887838070234
711036118	FI9I	4X4	26D	887838070241
711036121	FI9I	4X4	3	887838087416
711036140	FI9INRP	4X4	3	887838070258
711036143	FI9INRP	4X4	26D	887838087423
711036145	FI9INRP	4X4	10B	887838070265
711036147	FI9I	4X4	P	887838091277
711036149	FI9I	4X4	10B	887838070272
711036246	FI9INRP	4.5X4.5	10	887838091284
711036247	FI9INRP	4.5X4.5	10B	887838070289
711037185	FI9INRP	3.5X3.5	32D	887838070326
711037186	FI9I	3.5X3.5	32D	887838070333
711037342	FI9I	4.5X4	32D	887838070357
711037351	FI9I	4.5X4.5	32	887838070371
711037353	FI9I	4.5X4.5	32D	887838070388
711037362	FI9INRP	4.5X4.5	32D	887838070395
711040077	FBBI9I	4X4	32D	887838070401
711040109	FBBI9I	4.5X4.5	32	887838070425
711040115	FBBI9INRP	4.5X4.5	32	887838070432
711040116	FBBI9INRP	4.5X4.5	32D	887838087430
711040283	BB95RH	6	26D	887838070487
711040284	BB95RH	6	3	887838070494
711040285	BB95RH	6	10B	887838070500
711040286	BB95RH	6	26	887838070517
711040293	BB95LH	6	26D	887838070531
711040294	BB95LH	6	3	887838070548

EDP Number	Class Number	Size	Finish	UPC#
711040295	BB95LH	6	10B	887838070555
711040296	BB95LH	6	26	887838070562
711040801	CEFBBI9I-54	4.5X4.5	32D	887838070647
711040802	CEFBBI99-54	4.5X4.5	32D	887838070654
711040822	FBBI9I	4.5X4.5	32D	887838070678
711041258	FBBI9INRP	4.5X4	26D	887838087447
711041586	FBB221 RH	5x4.5	26D	887838070685
711041608	FBB222 LH	5x4.5	26D	887838070739
711041613	FBB222 RH	5x4.5	26D	887838070746
711041619	FBB223 LH	5x4.5	26D	887838070760
711041620	FBB223 LH	5x4.5	10B	887838070777
711041621	FBB223 RH	5x4.5	26D	887838070784
711041622	FBB223 RH	5x4.5	10B	887838070791
711041661	225 R		P	887838070807
711041761	FBB221 LH	5x4.5	26D	887838070845
711041782	225 R		2C	887838070852
711041865	FBB223 LH	5x4.5	32D	887838070906
711041881	FBB223 RH	5x4.5	32D	887838091291
711043332	FBBI9INRP	3.5X3.5	3	887838091307
711043334	FBBI9I	3.5X3.5	3	887838070982
711043335	FBBI9I	3.5X3.5	26D	887838070999
711043361	FBBI9INRP	4X4	26	887838091413
711043362	FBBI9I	4X4	26D	887838071002
711043363	FBBI9I	4X4	26	887838071019
711043364	FBBI9I	4X4	3	887838071026
711043367	FBBI9INRP	4X4	3	887838071033
711043372	FBBI9I	4X4	10	887838071057
711043374	FBBI9I	4X4	10B	887838071064
711043379	FBBI9INRP	4X4	10B	887838071071
711043389	FBBI9I	4.5X4.5	26	887838071088
711043392	FBBI9I	4.5X4.5	26D	887838071095
711043393	FBBI9INRP	4.5X4.5	26D	887838087492
711043394	FBBI9INRP	4.5X4.5	P	887838071101
711043395	FBBI9INRP	4.5X4.5	3	887838071118
711043396	FBBI9INRP	4.5X4.5	4	887838071125
711043399	FBBI9I	4.5X4.5	P	887838071132
711043401	FBBI9INRP	4.5X4.5	26	887838071149
711043402	FBBI9I	4.5X4.5	3	887838071156
711043403	FBBI9I	4.5X4.5	4	887838071163
711043422	FBBI9I	4.5X4.5	10	887838071170
711043435	FBBI9I	4.5X4.5	10B	887838071194
711043438	FBBI9INRP	4.5X4.5	10	887838071217
711043439	FBBI9INRP	4.5X4.5	10B	887838071224
711043522	FBBI9I	5X5	3	887838071293
711043540	FBBI9INRP	5X5	3	887838071309
711043655	FBBI9INRP	3.5X3.5	32D	887838071323
711043659	FBBI9I	3.5X3.5	32D	887838071330
711043663	FBBI9I	5X5	10B	887838071354
711043667	FBBI9INRP	5X5	10B	887838071378
711043780	FBBI9INRP	5X5	32D	887838071385

EDP Number to Class Number Cross Reference (cont.)

Hinges & Door Accessories

EDP Number	Class Number	Size	Finish	UPC#
711043782	FBB191	5X5	32D	887838087409
711043814	FBB191	4.5X4	15	887838071392
711043824	FBB191NRP	4.5X4	15	887838071408
711044156	FBB191	4.5X4	32D	887838069870
711044161	FBB191NRP	4.5X4	32D	887838069887
711044340	FBB191	5X4.5	32D	887838071439
711044350	FBB191NRP	5X4.5	32D	887838071446
711044503	FBB199	4.5X4	26D	887838069900
711044504	FBB199NRP	4.5X4	26D	887838071453
711044518	FBB199	4.5X4	32D	887838087720
711044520	FBB199NRP	4.5X4	32D	887838087744
711044781	FBB199NRP	4.5X4.5	32	887838071484
711044783	FBB199	4.5X4.5	32D	887838071491
711044784	FBB199	4.5X4.5	32	887838071507
711044786	FBB199NRP	4.5X4.5	32D	887838087751
711044932	FBB199	4.5X4.5	10	887838071552
711044933	FBB199	4.5X4.5	10B	887838071569
711044938	FBB199NRP	4.5X4.5	10	887838071583
711044940	FBB199NRP	4.5X4.5	10B	887838087768
711044950	FBB199NRP	4.5X4.5	4	887838071606
711044982	FBB199NRP	5X4.5	32D	887838087775
711044991	FBB199NRP	4.5X4.5	3	887838071620
711044992	FBB199	4.5X4.5	26D	887838087782
711044994	FBB199	4.5X4.5	3	887838071637
711044997	FBB199	4.5X4.5	4	887838071644
711044998	FBB199NRP	4.5X4.5	26D	887838071651
711045032	FBB199	5X4.5	26D	887838071682
711045045	FBB199NRP	5X4.5	26D	887838071699
711045071	FBB199NRP	5X4.5	32	887838071712
711045073	FBB199	5X4.5	32D	887838071729
711045074	FBB199	5X4.5	32	887838071736
711045094	FBB199	5X5	3	887838071750
711045101	FBB199NRP	5X5	3	887838071767
711045111	FBB199	5X5	10B	887838071781
711045119	FBB199NRP	5X5	10B	887838071804
711045122	FBB199NRP	5X5	32D	887838087805
711045162	FBB199	6X5	26D	887838071866
711045186	FBB199	6X5	10	887838091420
711045207	FBB199	6X5	32D	887838071903
711047202	FBB191	4.5X4	10	887838071941
711047236	FBB191	4.5X4	26D	887838087812
711047237	FBB191	4.5X4	4	887838091437
711047238	FBB191	4.5X4	3	887838071958
711047240	FBB191	4.5X4	P	887838091444
711047252	FBB191NRP	4.5X4	4	887838087829
711047255	FBB191NRP	4.5X4	3	887838071965
711047265	FBB191NRP	4.5X4	10	887838087836
711047266	FBB191NRP	4.5X4	10B	887838071972
711047343	FBB191	5X4	26D	887838071989
711047412	FBB191	5X4.5	26D	887838072023

EDP Number	Class Number	Size	Finish	UPC#
711047422	FBB191NRP	5X4.5	26D	887838072030
711048039	FBB199NRP	5X4.5	10B	887838072054
711050022	F179	4.5X4.5	10B	887838072061
711050026	F179	4.5X4.5	15	887838072078
711050029	F179	4.5X4.5	P	887838087843
711050030	F179	4.5X4.5	10BL	887838072085
711050031	F179NRP	4.5X4.5	10BL	887838091451
711050034	F179	4.5X4.5	10	887838072092
711050035	F179	4.5X4.5	10A	887838087850
711050036	F179	4.5X4.5	26	887838072108
711050038	F179	4.5X4.5	26D	887838072115
711050042	F179	4.5X4.5	4	887838072122
711050043	F179	4.5X4.5	3	887838087867
711050044	F179	4.5X4.5	F8	887838072139
711050046	F179	4.5X4.5	DD	887838091468
711050048	F179NRP	4.5X4.5	10B	887838072146
711050049	F179NRP	4.5X4.5	26	887838072153
711050068	F179NRP	4.5X4.5	P	887838072160
711050071	F179NRP	4.5X4.5	10A	887838072177
711050073	F179NRP	4.5X4.5	26D	887838072184
711050075	F179NRP	4.5X4.5	10	887838091475
711050085	F179BT	4.5X4.5	3	887838072191
711050086	F179ST	4.5X4.5	3	887838091482
711050125	F167	4.5	26D	887838072269
711050126	F167	4.5	P	887838087874
711050127	F167NRP	4.5	P	887838072276
711050131	F173NRP	4.5	P	887838072283
711050132	F173	4.5	P	887838072290
711050134	F173	4.5	26D	887838072306
711050145	F173NRP	4.5	26D	887838072313
711050400	F179	3.5X3.5	10B	887838072320
711050401	F179	3.5X3.5	15	887838072337
711050402	F179	3.5X3.5	15A	887838072344
711050403	F179	3.5X3.5	5	887838072351
711050405	F179BT	3.5X3.5	3	887838072375
711050408	RDF179	3.5X3.5	10B	887838072382
711050409	RDF179	3.5X3.5	15	887838072399
711050410	RDF179	3.5X3.5	15A	887838072405
711050411	RDF179	3.5X3.5	26	887838072412
711050412	RDF179	3.5X3.5	5	887838072429
711050415	RDF179	4X4	15	887838072443
711050416	RDF179	4X4	15A	887838072450
711050418	RDF179	4X4	5	887838072474
711050420	RDF179	4X4	P	887838072481
711050421	F179	3.5x3.5	10BL	887838072498
711050479	F179	3.5X3.5	10*	887838072511
711050480	F179	3.5X3.5	P	887838072528
711050481	F179	3.5X3.5	LA	887838091499
711050482	F179	3.5X3.5	10	887838072535
711050483	F179	3.5X3.5	10A	887838072542

EDP Number to Class Number Cross Reference (cont.)

Hinges & Door Accessories

EDP Number	Class Number	Size	Finish	UPC#
711050484	F179	3.5X3.5	26D	887838087881
711050486	F179	3.5X3.5	26	887838072559
711050489	F179	3.5X3.5	3	887838072566
711050491	F179	3.5X3.5	4	887838072573
711050493	F179ST	3.5X3.5	3	887838087898
711050498	RDF179	3.5X3.5	P	887838091505
711050500	RDF179	3.5X3.5	10A	887838072597
711050501	RDF179	3.5X3.5	26D	887838072603
711050504	RDF179	3.5X3.5	3	887838072610
711050505	RDF179	3.5X3.5	4	887838072627
711050522	F179	4X3.5	26D	887838072641
711050523	F179	4X3.5	3	887838072658
711050524	F179	4X3.5	26	887838072665
711050526	RDF179	4X4	3	887838072672
711050528	RDF179NRP	4X4	10A	887838072689
711050530	RDF179	4X4	10A	887838072696
711050532	RDF179	4X4	4	887838072702
711050533	RDF179NRP	4X4	26D	887838072719
711050535	RDF179NRP	4X4	3	887838091512
711050537	RDF179	4X4	26D	887838072726
711050539	F179NRP	4X4	26D	887838072733
711050541	F179	4X4	P	887838072740
711050546	F179	4X4	10A	887838072757
711050547	F179	4X4	26	887838087904
711050549	F179	4X4	26D	887838087911
711050551	F179	4X4	3	887838072764
711050552	F179	4X4	4	887838072771
711050554	F179	4X4	F8	887838072788
711050556	F179	4X4	10*	887838072795
711050558	RDF179NRP	4X4	4	887838091529
711050559	F179ST	4X4	3	887838072801
711050561	F179BT	4X4	3	887838072818
711050569	F179	4X4	10B	887838072832
711050571	F179	4X4	15	887838072849
711050572	F179	4X4	15A	887838072856
711050573	F179	4X4	5	887838072863
711050575	F179	4x4	10BL	887838072887
711050736	F179	5X4	26D	887838072924
711050742	F179	5X4	3	887838072931
711050816	F179	5X4.5	26D	887838072955
711050844	F179NRP	5X5	P	887838072962
711050845	F179	5X5	P	887838072979
711050853	F179	5X5	26D	887838072986
711050863	F179NRP	5X5	26D	887838072993
711050878	F179WT	5X8	26D	887838091536
711053054	F179	3.5X3	4	887838073020
711053200	F179	3X3	10B	887838073037
711053201	F179	3X3	P	887838073044
711053251	F179BT	3X3	3	887838087928
711053252	F179	3X3	26D	887838087935

EDP Number	Class Number	Size	Finish	UPC#
711053256	F179	3X3	3	887838087942
711053511	F179WT	4.5X5	P	887838091550
711053514	F179WT	4.5X5	26D	887838073068
711053515	F179WT	4.5X5	10A	887838073075
711053517	F179WT	4.5X5	3	887838091567
711053754	F179WT	4.5X6	P	887838073099
711053758	F179WT	4.5X6	10	887838091574
711053759	F179WT	4.5X6	26D	887838073105
711053760	F179WT	4.5X6	10A	887838073112
711053761	F179WT	4.5X6	26	887838073129
711053762	F179WT	4.5X6	3	887838073136
711053763	F179WT	4.5X6	4	887838091581
711053851	F179NRP	4.5X4	P	887838073143
711053854	F179NRP	4.5X4	3	887838091598
711053856	F179	4.5X4	15	887838073150
711053870	F179	4.5X4	P	887838069597
711053874	F179	4.5X4	10	887838073167
711053875	F179	4.5X4	10A	887838087966
711053876	F179	4.5X4	26	887838073174
711053877	F179	4.5X4	3	887838073181
711053878	F179	4.5X4	26D	887838087973
711053879	F179	4.5X4	4	887838073198
711053891	F179NRP	4.5X4	26D	887838073204
711054501	F248	3.5	P	887838073228
711054503	F248	3.5	4	887838073235
711054505	F248	3.5	26D	887838073242
711054509	F248	3.5	3	887838087980
711054827	F179WT	3.5X5	4	887838073259
711054828	F179WT	3.5X5	3	887838073266
711054830	F179WT	3.5X5	P	887838073280
711054833	F179WT	3.5X5	26D	887838073297
711054834	F179WT	3.5X5	10A	887838091604
711054835	F179WT	3.5X5	26	887838069603
711054837	F179WT	3.5X6	P	887838073310
711054840	F179WT	3.5X6	26D	887838073327
711054841	F179WT	3.5X6	10A	887838091611
711054843	F179WT	3.5X6	3	887838073334
711054844	F179WT	3.5X6	4	887838073341
711055102	F179NRP	4X4	P	887838073358
711055111	F179WT	4X6	3	887838073372
711055112	F179WT	4X5	4	887838073389
711055113	F179WT	4X5	3	887838073396
711055115	F179WT	4X5	P	887838073419
711055118	F179WT	4X5	26D	887838073426
711055119	F179WT	4X5	10A	887838073433
711055121	F179WT	4X5	26	887838073457
711055122	F179WT	4X6	P	887838073464
711055124	F179WT	4X6	10	887838073471
711055125	F179WT	4X6	26D	887838073488
711055126	F179WT	4X6	10A	887838073495

EDP Number to Class Number Cross Reference (cont.)

Hinges & Door Accessories

EDP Number	Class Number	Size	Finish	UPC#
711055128	FI79WT	4X7	P	887838073501
711055131	FI79WT	4X7	26D	887838073518
711055132	FI79WT	4X7	10A	887838091628
711055134	FI79WT	4X6	4	887838073525
711055135	FI79WT	4X7	3	887838073532
711055136	FI79WT	4X7	4	887838091635
711055152	F248	4	4	887838073549
711055154	F248	4	26D	887838073556
711055436	FI79WT	4.5X7	3	
711055438	FI79WT	4.5X7	P	887838091642
711055441	FI79WT	4.5X7	26D	887838091659
711055444	FI79WT	4.5X8	P	887838073594
711055447	FI79WT	4.5X8	26D	887838073600
711057000	05-7000	3.5	STS	887838073624
711057005	05-7005	4	STS	887838073631
711057008	05-7008	4.5	STS	887838073648
711057015	05-7015	5	STS	887838073655
711057020	05-7020		3	887838073662
711057021	05-7021		26	887838073679
711057022	05-7022		4	887838091666
711057023	05-7023		26D	887838073686
711057030	05-7030		3	887838073693
711057031	05-7031		26	887838073709
711057032	05-7032		4	887838073716
711057033	05-7033		26D	887838073723
711057040	05-7040		3	887838073747
711057041	05-7041		26	887838073754
711057042	05-7042		4	887838073761
711057043	05-7043		26D	887838091673
711060008	FBB268	4.5	P	887838073778
711060010	FBB268	4.5	10	887838073785
711060011	FBB268	4.5	26D	887838073792
711060017	FBB268	5	P	887838073808
711060018	FBB268	5	26D	887838073815
711060021	FBB269	5	26D	887838073839
711060024	FBB268	5	10	887838073846
711060026	FBB278	5	P	887838091680
711060027	FBB278	5	26D	887838073853
711060038	FBB278	4.5	P	887838091697
711060041	FBB278	4.5	10	887838073860
711060042	FBB278	4.5	26D	887838073877
711060085	FBB269	5	P	887838091703
711060100	CEFBB179-66	4.5X4.5	26D	887838073884
711060101	CEFBB179-66	4.5X4.5	10	887838073891
711060102	CEFBB179-66	4.5X4.5	10A	887838073907
711060105	CEFBB179-66	5X4.5	26D	887838073914
711060106	CEFBB191-66	4.5X4.5	26D	887838073921
711060109	CEFBB191-66	4.5X4.5	3	887838091710
711060262	FBB138NRP	4.5	P	887838073938
711060263	FBB138	4.5	P	887838073945

EDP Number	Class Number	Size	Finish	UPC#
711060265	FBB138	4.5	26D	887838073952
711060266	FBB138NRP	4.5	26D	887838073969
711060330	CEFBB179-54	4.5X4	26D	887838087997
711060334	CEFBB179-54	4.5X4	P	887838073990
711060352	CEFBB179-54	4.5x4.5	26D	887838087539
711060353	FBB167	5	P	887838074058
711060363	FBB167	5	26D	887838074065
711060370	CEFBB179-54	4.5x4.5	P	887838074072
711060373	CEFBB179-54	4.5x4.5	10	887838074089
711060375	CEFBB179-54	4.5x4.5	10A	887838074096
711060376	CEFBB179-54	4.5x4.5	26	887838074102
711060378	CEFBB179-54	4.5x4.5	3	887838074126
711060382	CEFBB179-54	5x4.5	26D	887838074140
711061345	FBB168	4.5X4	15	887838074164
711061346	FBB168	4.5X4	26D	887838074171
711061348	FBB168NRP	4.5X4	15	887838074188
711061349	FBB168NRP	4.5X4	26D	887838088017
711061352	FBB168	4.5X4.5	15	887838074195
711061380	FBB168	5X4	26D	887838074201
711061426	FBB211 LH	5x4.5	26D	887838074225
711061436	FBB211 RH	5x4.5	26D	887838074249
711061514	FBB212 LH	5x4.5	P	
711061515	FBB212 LH	5x4.5	10	887838091727
711061516	FBB212 LH	5x4.5	26D	887838074263
711061524	FBB212 RH	5x4.5	P	887838074287
711061527	FBB212 RH	5x4.5	26D	887838074294
711061529	FBB212 RH	5x4.5	10	887838091734
711061564	FBB213 LH	5x4.5	P	887838074317
711061566	FBB213 LH	5x4.5	26D	887838074324
711061570	CEFBB168-54	4.5x4.5	26D	887838074331
711061573	FBB213 RH	5x4.5	P	887838074355
711061576	FBB213 RH	5x4.5	26D	887838074362
711061671	FBB168NRP	4.5X4.5	4	887838074454
711061672	FBB168	4.5X4.5	P	887838074461
711061673	FBB168	4.5X4.5	10	887838074478
711061675	FBB168	4.5X4.5	26	887838074485
711061676	FBB168	4.5X4.5	26D	887838088031
711061677	FBB168	4.5X4.5	10B	887838074492
711061678	FBB168	4.5X4.5	3	887838074508
711061679	FBB168	4.5X4.5	4	887838074515
711061680	FBB168	4.5X4.5	10A	887838074522
711061681	FBB168NRP	4.5X4.5	26	887838074539
711061682	FBB168NRP	4.5X4.5	P	887838074546
711061683	FBB168NRP	4.5X4.5	10	887838074553
711061684	FBB168NRP	4.5X4.5	26D	887838074560
711061685	FBB168NRP	4.5X4.5	10A	887838074577
711061687	FBB168NRP	4.5X4.5	3	887838074584
711061692	FBB168WT	4.5X5	26D	887838074607
711061699	FBB168WT	4.5X6	26D	887838074614
711061706	FBB168WT	4.5X7	26D	887838074621

EDP Number to Class Number Cross Reference (cont.)

Hinges & Door Accessories

EDP Number	Class Number	Size	Finish	UPC#
711061713	FBB168WT	4.5X8	26D	887838074638
711061728	FBB168	4.5X4.5	10BL	887838074683
711061738	FBB168NRP	5X4.5	4	887838074690
711061739	FBB168NRP	5X4.5	3	887838074706
711061740	FBB168NRP	5X4.5	26	887838074713
711061741	FBB168NRP	5X4.5	10	887838074720
711061742	FBB168	5X4.5	P	887838074737
711061743	FBB168	5X4.5	10	887838074744
711061746	FBB168	5X4.5	26D	887838074751
711061747	FBB168	5X4.5	26	887838074768
711061749	FBB168	5X4.5	10A	887838074775
711061752	FBB168	5X4.5	3	887838074782
711061753	FBB168	5X4.5	4	887838074799
711061769	FBB168NRP	5X4.5	P	887838074805
711061775	FBB168NRP	5X4.5	26D	887838088048
711061800	FBB168NRP	5X5	10	887838074812
711061801	FBB168NRP	5X5	10A	887838074829
711061802	FBB168NRP	5X5	3	887838074836
711061811	FBB168NRP	5X5	P	887838074843
711061812	FBB168	5X5	P	887838074850
711061813	FBB168	5X5	10	887838074867
711061816	FBB168	5X5	26D	887838074874
711061818	FBB168	5X5	10A	887838074881
711061820	FBB168	5X5	3	887838074898
711061828	FBB168NRP	5X5	26D	887838074904
711061832	FBB168	6X6	P	887838074928
711061835	FBB168	6X6	26D	887838074935
711061844	FBB168WT	5X7	26D	887838074959
711061875	FBB169	6	P	887838074973
711061878	FBB169	6	26D	887838091741
711061882	FBB168WT	5X8	26D	887838074980
711061981	FBB163NRP	4.5	P	887838074997
711061983	FBB163	4.5	P	887838075000
711061984	FBB163	4.5	26D	887838075017
711061994	FBB163NRP	4.5	26D	887838075024
711062139	F167NRP	4.5	26D	887838091758
711062143	FBB167	4.5	P	887838075048
711062145	FBB167	4.5	26D	887838088055
711062211	FBB169NRP	4.5	P	887838075055
711062212	FBB169	4.5	P	887838075062
711062215	FBB169	4.5	26D	887838075079
711062220	FBB169	5	26D	887838075086
711062301	FBB169NRP	5	P	887838075093
711062302	FBB169	5	P	887838075109
711062481	FBB171NRP	4.5	26D	887838075116
711062482	FBB171	4.5	26D	887838075123
711062483	FBB171	4.5	P	887838075130
711062512	FBB171	5	P	887838075154
711062515	FBB171	5	26D	887838075161
711062682	FBB173	4	P	887838075185

EDP Number	Class Number	Size	Finish	UPC#
711062722	FBB173	4.5	P	887838075192
711062723	FBB173	4.5	10	887838075208
711062726	FBB173	4.5	26D	887838088062
711062734	FBB173NRP	4.5	P	887838088079
711062735	FBB173NRP	4.5	26D	887838075215
711062743	FBB173NRP	5	P	887838075222
711062746	FBB173	5	P	887838075239
711062747	FBB173	5	26D	887838075246
711062907	FBB138	5	26D	887838075253
711062911	FBB138	5	P	887838091765
711063024	FBB138	6	26D	887838075291
711063411	FBB179NRP	4.5X4	10	887838088109
711063412	FBB179	4.5X4	P	887838075307
711063413	FBB179	4.5X4	10	887838088116
711063415	FBB179	4.5X4	26	887838088123
711063416	FBB179	4.5X4	26D	887838088130
711063419	FBB179	4.5X4	3	887838088147
711063421	FBB179NRP	4.5X4	15	887838075314
711063422	FBB179NRP	4.5X4	26	887838075321
711063423	FBB179NRP	4.5X4	3	887838075338
711063424	FBB179NRP	4.5X4	4	887838088154
711063429	FBB179	4.5X4	10A	887838088161
711063430	FBB179	4.5X4	14	887838091789
711063431	FBB179	4.5X4	15	887838075345
711063434	FBB179NRP	4.5X4	P	887838088178
711063435	FBB179NRP	4.5X4	10A	887838075352
711063436	FBB179NRP	4.5X4	26D	887838075369
711063437	FBB179	4.5X4	4	887838088185
711063818	FBB179	5X4.5	P	887838075406
711063821	FBB179	5X4.5	10	887838075413
711063823	FBB179	5X4.5	26D	887838075420
711063836	FBB179NRP	5X4.5	P	887838075444
711063837	FBB179NRP	5X4.5	26D	887838075451
711064343	FBB163	5	P	887838075475
711064344	FBB163	5	26D	887838075482
711064384	FBB163	6	P	887838075499
711064387	FBB163	6	26D	887838075505
711064490	FBB167NRP	4.5	26D	887838075512
711064491	FBB167NRP	4.5	P	887838088192
711064976	FBB168	6X5	P	887838075543
711064979	FBB168	6X5	26D	887838075550
711065121	FBB179WT	4X5	P	887838091796
711065122	FBB179WT	4X5	4	887838091802
711065126	FBB179WT	4X5	26D	887838075574
711065127	FBB179WT	4X5	3	887838075581
711065128	FBB179WT	4X5	10A	887838075598
711065129	FBB179WT	4X5	10B	887838075604
711065131	FBB179WT	4X6	P	887838075611
711065132	FBB179WT	4X6	4	887838075628
711065134	FBB179WT	4X6	10*	887838075635

EDP Number to Class Number Cross Reference (cont.)

Hinges & Door Accessories

EDP Number	Class Number	Size	Finish	UPC#
711065135	FBB179WT	4X6	10	887838091819
711065136	FBB179WT	4X6	26D	887838075642
711065137	FBB179WT	4X6	3	887838075659
711065138	FBB179WT	4X6	10A	887838091826
711065139	FBB179WT	4X6	10B	887838075666
711065140	FBB179WT	4X6	26	887838091833
711065146	FBB179WT	4X7	26D	887838075673
711065147	FBB179WT	4X7	3	887838075680
711065149	FBB179WT	4X7	10B	887838075697
711065151	FBB179WT	4X5	10BL	887838091840
711065152	FBB179WT	4X6	10BL	887838091857
711065153	FBB179WT	4X7	10BL	887838075703
711065510	FBB171NRP	4.5	P	887838075710
711067241	FBB179NRP	4X3.5	26D	887838075727
711067244	FBB179	4X3.5	26D	887838088208
711067245	FBB179	4X3.5	3	887838091864
711067265	FBB179NRP	4X4	10	887838075734
711067266	FBB179NRP	4X4	10A	887838075741
711067267	FBB179NRP	4X4	26	887838091871
711067268	FBB179NRP	4X4	3	887838075758
711067269	FBB179NRP	4X4	4	887838075765
711067270	FBB179NRP	4X4	P	887838075772
711067282	FBB179	4X4	P	887838075789
711067283	FBB179	4X4	F8	887838075796
711067582	FBB179NRP	4.5X4.5	4	887838075802
711067583	FBB179	4.5X4.5	10B	887838088215
711067585	FBB179	4.5X4.5	15	887838075819
711067882	FBB179	5X4	4	887838075833
711067885	FBB179	5X4	26D	887838075840
711067888	FBB179	5X4	P	887838075857
711068019	FBB179NRP	3.5X3	3	887838091888
711068095	FBB179	3.5X3.5	26	887838075871
711068096	FBB179	3.5X3.5	26D	887838088222
711068097	FBB179NRP	3.5X3.5	26D	887838075888
711068099	FBB179	3.5X3.5	3	887838075895
711068100	FBB179	3.5X3.5	4	887838075901
711068113	FBB179	6X5	P	887838075925
711068123	FBB179	6X6	P	887838088239
711068128	FBB179	6X6	26D	887838075932
711068133	FBB179WT	3.5X5	P	887838075949
711068134	FBB179WT	3.5X5	4	887838091895
711068136	FBB179WT	3.5X5	10*	887838091901
711068137	FBB179WT	3.5X5	10	887838091918
711068138	FBB179WT	3.5X5	26D	887838075956
711068139	FBB179WT	3.5X5	3	887838075963
711068140	FBB179WT	3.5X5	10A	887838075970
711068141	FBB179WT	3.5X5	10B	887838075987
711068143	FBB179WT	3.5X6	P	887838091925
711068144	FBB179WT	3.5X6	4	887838091932
711068148	FBB179WT	3.5X6	26D	887838091949

EDP Number	Class Number	Size	Finish	UPC#
711068149	FBB179WT	3.5X6	3	887838075994
711068151	FBB179WT	3.5X6	10B	887838091956
711068169	FBB179NRP	3.5X3.5	3	887838076090
711068201	FBB179	4X4	10	887838088246
711068202	FBB179	4X4	10A	887838076106
711068261	FBB179	4X4	26D	887838088253
711068277	FBB179	4X4	3	887838076113
711068278	FBB179	4X4	4	887838088260
711068279	FBB179	4X4	26	887838076120
711068281	FBB179NRP	4X4	26D	887838076137
711068287	RDFBBI79	4X4	26D	887838076151
711068293	RDFBBI79	3.5X3.5	3	887838076168
711068294	RDFBBI79	3.5X3.5	4	887838076175
711068295	RDFBBI79	3.5X3.5	26D	887838076182
711068381	FBB179	4.5X4.5	10	887838088277
711068383	FBB179	4.5X4.5	10A	887838088284
711068431	FBB179	4.5X4.5	P	887838076199
711068432	FBBK179	4.5X4.5	P	887838076205
711068436	FBB179	4.5X4.5	3	887838076212
711068438	FBB179	4.5X4.5	26	887838076229
711068439	FBB179NRP	4.5X4.5	26	887838076236
711068441	FBB179	4.5X4.5	26D	887838088291
711068444	FBB179NRP	4.5X4.5	26D	887838076243
711068446	FBB191NRP	4.5	32D	887838076250
711068618	FBB179	5X5	P	887838076267
711068622	FBB179	5X5	10A	887838076274
711068624	FBB179	5X5	26D	887838088307
711068625	FBB179	5X5	4	887838076281
711068627	FBB179	5X5	3	887838076298
711068631	FBB179NRP	5X5	26D	887838076304
711068632	FBB179NRP	5X5	P	887838076311
711068634	FBB179NRP	5X4.5	10A	887838076328
711068635	FBB179NRP	5X5	10A	887838076335
711068636	FBB179NRP	5X5	3	887838076342
711068637	FBB179NRP	5X5	4	887838076359
711068650	FBB179WT	5X7	P	887838091963
711068651	FBB179WT	5X7	4	887838091970
711068654	FBB179WT	5X7	26D	887838076366
711068655	FBB179WT	5X7	3	887838091987
711068656	FBB179WT	5X7	10A	887838076373
711068657	FBB179WT	5X7	10B	887838076380
711068660	FBB179WT	5X8	4	887838091994
711068663	FBB179WT	5X8	10	887838076397
711068664	FBB179WT	5X8	26D	887838076403
711068665	FBB179WT	5X8	3	887838092007
711068784	FBB179	4.5X4.5	4	887838076427
711068785	FBB179	4.5X4.5	10*	887838076434
711068845	FBB179ST	4.5X4.5	3	887838076441
711068846	FBB179BT	4.5X4.5	3	887838076458
711068847	FBB179NRP	4.5X4.5	3	887838076465

EDP Number to Class Number Cross Reference (cont.)

Hinges & Door Accessories

EDP Number	Class Number	Size	Finish	UPC#
711068849	FBBK179NRP	4.5X4.5	P	887838076472
711068850	FBB179NRP	4.5X4.5	10B	887838076489
711068851	FBB179NRP	4.5X4.5	P	887838076496
711068852	FBB179NRP	4.5X4.5	10	887838076502
711068853	FBB179NRP	4.5X4.5	26D	887838076519
711068856	HTFBB179	4.5X4.5	26D	887838076526
711068857	FBB179NRP	4.5X4.5	10A	887838076533
711068860	FBB248	4.5	26D	887838088314
711068863	FBB179WT	4.5X5	P	887838076571
711068864	FBB179WT	4.5X5	4	887838092014
711068867	FBB179WT	4.5X5	10	887838076588
711068868	FBB179WT	4.5X5	26D	887838076595
711068869	FBB179WT	4.5X5	3	887838076601
711068870	FBB179WT	4.5X5	10A	887838076618
711068871	FBB179WT	4.5X5	10B	887838076625
711068872	FBB179WT	4.5X5	26	887838076632
711068873	FBB179WT	4.5X6	P	887838076649
711068874	FBB179WT	4.5X6	4	887838076656
711068876	FBB179WT	4.5X6	10*	887838092021
711068877	FBB179WT	4.5X6	10	887838076663
711068878	FBB179WT	4.5X6	26D	887838088321
711068879	FBB179WT	4.5X6	3	887838076670
711068880	FBB179WT	4.5X6	10A	887838076687
711068881	FBB179WT	4.5X6	10B	887838076694
711068882	FBB179WT	4.5X6	26	887838076700
711068883	FBB179WT	4.5X7	P	887838076717
711068884	FBB179WT	4.5X7	4	887838092038
711068887	FBB179WT	4.5X7	10	887838092045
711068888	FBB179WT	4.5X7	26D	887838076724
711068891	FBB179WT	4.5X7	10B	887838076731
711068892	FBB179WT	4.5X7	26	887838092052
711068893	FBB179WT	4.5X8	P	887838076748
711068894	FBB179WT	4.5X8	4	887838076755
711068897	FBB179WT	4.5X8	10	887838076762
711068898	FBB179WT	4.5X8	26D	887838076779
711068899	FBB179WT	4.5X8	3	887838076786
711068900	FBB179WT	4.5X8	10A	887838092069
711068901	FBB179WT	4.5X8	10B	887838076793
711068950	FBB248	4.5	P	887838076809
711068956	FBB258	4.5	P	887838092076
711068959	FBB258	4.5	10	887838076816
711068960	FBB258	4.5	26D	887838088338
711069401	FBB264	5	26D	887838092083
711069403	FBB274	5	P	887838076847
711069410	FBB274	5	26D	887838076854
711069520	FBB266	5	26D	887838076878
711069836	FBB179	4X4	15	887838076892
711069837	FBB179	4X4	15A	887838076908
711069838	FBB179	4X4	5	887838076915
711069840	RDFBBI79	4X4	26	887838076939

EDP Number	Class Number	Size	Finish	UPC#
711069841	RDFBBI79	4X4	3	887838076946
711069842	RDFBBI79	4X4	4	887838076953
711069843	FBB179	4.5X4.5	10BL	887838076960
711069844	FBB179	3.5X5	10BL	887838092090
711069849	FBB179WT	4.5X6	10BL	887838092106
711069850	FBB179WT	4.5X7	10BL	887838092113
711069851	FBB179WT	4.5X8	10BL	887838092120
711100005	JB-2R		2C	887838076991
711100300	DLS-1	5.75	26D	887838077004
711100302	DLS-1	5.75	10	887838077011
711100303	DLS-1	5.75	3	887838077028
711100340	DLS-2	5.75	26D	887838077035
711100342	DLS-2	5.75	10	887838077042
711100343	DLS-2	5.75	3	887838077059
711100403	ES-1		26D	887838088345
711100404	ES-1		26	887838077103
711100405	ES-1		10	887838077110
711100409	HB-1		26D	887838077134
711100411	ES-1		3	887838077141
711100438	651HD UL	6"8"	32D	88783811418
711100446	651HD UL	7"0"	32D	887838077165
711100453	651HD UL	7"2"	32D	88783811425
711100456	DAP-3		26D	887838088352
711100457	DAP-3		26	887838077189
711100458	DAP-3		10	887838077196
711100459	DAP-3		P	887838077202
711100460	DAP-3		3	887838077219
711100461	651HD UL	8"0"	32D	887838077226
711100479	651HD UL	10"0"	32D	887838077233
711100487	652HD UL	6"8"	32D	887838110589
711100495	652HD UL	7"0"	32D	887838077240
711100503	652HD UL	7"2"	32D	887838110596
711100511	652HD UL	8"0"	32D	887838110602
711100529	652HD UL	10"0"	32D	88783811517
711100537	653HD UL	6"8"	32D	88783811524
711100545	653HD UL	7"0"	32D	88783811531
711100552	653HD UL	7"2"	32D	88783811548
711100560	653HD UL	8"0"	32D	88783811555
711100578	653HD UL	10"0"	32D	88783811562
711124661	BP-1	4.5	P	887838077301
711124664	BP-1	4.5	26D	887838077318
711124671	BP-1	5	P	887838092137
711124672	BP-1	5	26D	887838077332
711127400	850	2X2	PS	887838088369
711127600	850	2.5X2.5	PS	887838077349
711127850	850	3X3	PS	887838088376
711128100	850	3.5X3.5	PS	887838077356
711128350	850	4X4	PS	887838077363
711128450	850	4.5X4.5	PS	887838077370
711128550	850	5X5	PS	887838088383

EDP Number to Class Number Cross Reference (cont.)

Hinges & Door Accessories

EDP Number	Class Number	Size	Finish	UPC#
71161060	641 UL	6'8"	P	887838077400
71161062	641 UL	7'0"	P	887838077417
71161063	641 UL	7'2"	P	887838092144
71161064	641 UL	8'0"	P	887838077424
71161065	641 UL	10'0"	P	887838077431
71161066	643 UL	6'8"	P	887838077448
71161067	643 UL	7'0"	P	887838092151
71161068	643 UL	7'2"	P	887838092168
71161069	643 UL	8'0"	P	887838077455
71161070	643 UL	10'0"	P	887838092175
71161072	644 UL	6'8"	P	887838092182
71161073	644 UL	7'0"	P	887838077462
71161074	644 UL	7'2"	P	887838092199
71161076	644 UL	10'0"	P	887838092205
71161077	645 UL	6'8"	P	887838092212
71161078	645 UL	7'0"	P	887838077479
71161079	645 UL	7'2"	P	887838092229
71161080	645 UL	8'0"	P	887838092236
71161082	645 UL	10'0"	P	887838092243
71161083	646 UL	6'8"	P	887838092250
71161084	646 UL	7'0"	P	887838077486
71161085	646 UL	7'2"	P	887838092267
71161086	646 UL	8'0"	P	887838092274
71161087	646 UL	10'0"	P	887838092281
71161088	647 UL	6'8"	P	887838077493
71161089	647 UL	7'0"	P	887838077509
71161090	647 UL	7'2"	P	887838092298
71161091	647 UL	8'0"	P	887838092304
71161092	647 UL	10'0"	P	887838077516
71161093	651 UL	6'8"	32D	887838077523
71161094	651 UL	7'0"	32D	887838077530
71161095	651 UL	7'2"	32D	887838077547
71161096	651 UL	8'0"	32D	887838077554
71161097	651 UL	10'0"	32D	887838077561
71161098	652 UL	6'8"	32D	887838077578
71161099	652 UL	7'0"	32D	887838077585
71161100	652 UL	7'2"	32D	887838077592
71161107	652 UL	8'0"	32D	887838077608
71161108	652 UL	10'0"	32D	887838077615
71161109	653 UL	6'8"	32D	887838077622
71161110	653 UL	7'0"	32D	887838077639
71161111	653 UL	7'2"	32D	887838077646
71161112	653 UL	8'0"	32D	887838077653
71161113	653 UL	10'0"	32D	887838092311
71161114	654 UL	6'8"	32D	887838092328
71161115	654 UL	7'0"	32D	887838077660
71161116	654 UL	7'2"	32D	887838092335
71161117	654 UL	8'0"	32D	887838092342
71161118	654 UL	10'0"	32D	887838092359

EDP Number	Class Number	Size	Finish	UPC#
71161119	655 UL	6'8"	32D	887838092366
71161120	655 UL	7'0"	32D	887838092373
71161121	655 UL	7'2"	32D	887838092380
71161122	655 UL	8'0"	32D	887838077677
71161123	655 UL	10'0"	32D	887838092397
71161124	656 UL	6'8"	32D	887838077684
71161125	656 UL	7'0"	32D	887838077691
71161126	656 UL	7'2"	32D	887838092403
71161127	656 UL	8'0"	32D	887838077707
71161128	656 UL	10'0"	32D	887838077714
71161129	657 UL	6'8"	32D	887838077721
71161130	657 UL	7'0"	32D	887838077738
71161131	657 UL	7'2"	32D	887838092410
71161132	657 UL	8'0"	32D	887838077745
71161133	657 UL	10'0"	32D	887838092427
71161137	651 UL-EPT2	7'0"	32D	
71161138	651 UL-EPT5LH	7'0"	32D	
71161139	651 UL-EPT5RH	7'0"	32D	
71161140	652 UL-EPT2LH	7'0"	32D	
71161141	652 UL-EPT2RH	7'0"	32D	
71161142	652 UL-EPT5LH	7'0"	32D	
71161143	652 UL-EPT5RH	7'0"	32D	
71161146	Steel Thru Bolts			887838077752
71162101	CE600		P	887838077769
711350043	327		26D	887838088953
711350158	340 RH		26D	887838078513
711350167	340 LH		26D	887838078520
711350170	340 RH		3	887838078537
711350172	340 LH		3	887838078544
711350219	342		26D	887838078551
711350220	342		3	887838078568
711350257	341 RH		3	887838078575
711350259	341 RH		26D	887838078582
711350267	341 LH		3	887838078599
711350268	341 LH		26D	887838078605
711384310	BB159		4	887838078636
711420407	2060R	4.5X4	4	887838088437
711420742	2060R	3.5X3.5	4	887838088444
711420744	2060R	3.5X3.5	P	887838079282
711420746	2060R	3.5X3.5	10	887838079299
711420748	2060R	3.5X3.5	10A	887838079305
711420749	2060R	3.5X3.5	3	887838079312
711420750	2060R	3.5X3.5	26D	887838088451
711420752	2060R	3.5X3.5	26	887838079336
711420754	RD2060R	3.5X3.5	4	887838079343
711420756	RD2060R	3.5X3.5	P	887838079350
711420762	RD2060R	3.5X3.5	26D	887838079367
711420764	RD2060R	3.5X3.5	3	887838079374
711420765	RD2060R	3.5X3.5	26	887838092434
711420766	RD2068R	3.5X3.5	4	887838079381
711420768	RD2068R	3.5X3.5	P	887838079398

EDP Number to Class Number Cross Reference (cont.)

Hinges & Door Accessories

EDP Number	Class Number	Size	Finish	UPC#
71420769	RD2068R BO	4X4	4	887838079404
71420774	RD2068R	3.5X3.5	26D	887838079411
71420775	RD2068R	3.5X3.5	3	887838079428
71420799	RD2060R BO	4X4	4	887838079435
71420803	RD2060R	4X4	26	887838079442
71420812	PDRD2068R	4X4	4	887838079459
71420814	PZRD2068R	4X4	PCW	887838079466
71420840	SDRD2068R	4X3-15/16"	ST4C	887838092441
71420841	SDRD2068R BO	4X3-15/16"	ST4C	887838079473
71420920	2060R	4.5X4	P	887838079480
71420921	2060R	4.5X4	10	887838079497
71420923	2060R	4.5X4	26D	887838088468
71420924	2060R	4.5X4	3	887838079503
71420925	2060R	4.5X4	10A	887838079510
71420926	2060R	4.5X4	26	887838088475
71420935	2060R	4.5X4.5	P	887838079527
71420936	2060R	4.5X4.5	4	887838088482
71420937	2060R	4.5X4.5	10	887838079534
71420939	2060R	4.5X4.5	26D	887838079541
71420940	2060R	4.5X4.5	3	887838079558
71420941	2060R	4.5X4.5	10A	887838079565
71420942	2060R	4.5X4.5	26	887838079572
71420982	RD2060R	4.5X4	26D	887838079589
71420992	RD2060R	4.5X4.5	26D	887838079596
71420994	RD2060R	4.5X4.5	3	887838092458
71421032	RD2068R	4.5X4	26D	887838079602
71421040	RD2068R	4.5X4.5	P	887838092465
71421042	RD2068R	4.5X4.5	26D	887838079619
71421044	RD2068R	4.5X4.5	3	887838092472
71422100	2060R	4X4	P	887838079626
71422101	RD2060R	4X4	ST4B	887838092489
71422102	2060R	4X4	4	887838079633
71422103	RD2060R	4X4	F8	887838079640
71422104	2060R	4X4	10	887838079657
71422105	RD2060R	4X4	10B	887838079664
71422106	2060R	4X4	26D	887838088499
71422108	2060R	4X4	10A	887838079671
71422110	2060R	4X4	3	887838079688
71422150	RD2060R	4X4	P	887838079718
71422151	RD2060R BO	4X4	ST4C	887838092496
71422152	RD2060R	4X4	4	887838079725
71422156	RD2060R	4X4	26D	887838079732
71422158	RD2060R	4X4	10A	887838079749
71422160	RD2060R	4X4	3	887838079756
71422200	RD2068R	4X4	P	887838079763
71422201	RD2068R BO	4X4	ST4C	887838092502
71422202	RD2068R	4X4	4	887838079770
71422204	RD2068R	4X4	10	887838079787
71422206	RD2068R	4X4	26D	887838079794
71422210	RD2068R	4X4	3	887838079800

EDP Number	Class Number	Size	Finish	UPC#
71422217	CGRD2068R	4X4	YC2	887838079831
71422224	BMRD2068R BO	4X4	ST4C	887838079848
71422225	BMRD2068R BO	4X4	PCW	887838079855
71422227	CGRD2068R	4X4	PCW	887838079862
71422229	TTRD2068R BO	4X4	PCW	887838079879
71422230	GHRD2068R	4X4	ST4C	887838092519
71422231	GHRD2068R	4X4	PCW	887838079886
71422237	PDRD2068R	4X4	26D	887838079893
71422310	2060R	3.5X3.5	32D	887838079909
71422311	2060R	3.5X3.5	32	887838092526
71422312	2060R	4X4	32D	887838079916
71422314	2060R	4.5X4.5	32D	887838079930
71422315	2060R	4.5X4.5	32	887838079947
71422316	RD2060R	3.5X3.5	32D	887838079954
71422317	RD2060R	3.5X3.5	32	887838079961
71422318	RD2060R	4X4	32D	887838079978
71422319	RD2060R	4X4	32	887838079985
71422320	RD2060R	4.5X4.5	32D	887838079992
71422321	RD2060R	4.5X4.5	32	887838092533
71422322	RD2068R	3.5X3.5	32D	887838080004
71422323	RD2068R	3.5X3.5	32	887838080011
71422324	RD2068R	4X4	32D	887838080028
71422325	RD2068R	4X4	32	887838080035
71422326	RD2068R	4.5X4.5	32D	887838080042
71422327	RD2068R	4.5X4.5	32	887838092540
71422328	2060R	4.5X4	32D	887838088505
71422329	2060R	4.5X4	32	887838092557
71422330	RD2060R	4.5X4	32D	887838092564
71422331	RD2060R	4.5X4	32	887838092571
71422332	RD2068R	4.5X4	32D	887838080059
71422333	RD2068R	4.5X4	32	887838092588
71440001	CECB191-66	4.5X4.5	26D	887838080066
71440002	CECB191-66	4.5X4.5	10	887838092595
71440003	CECB191-66	4.5X4.5	10B	887838092601
71440004	CECB191-66	4.5X4.5	3	887838092618
71440005	CECB191-66	4.5X4.5	26	887838080073
71440006	CECB191-66	5X4.5	26D	887838092625
71440077	CB191	4X4	32D	887838080080
71440114	CB191	4.5X4.5	32D	887838080103
71440116	CB191NRP	4.5X4.5	32D	887838080110
71440380	CECB191-54	4.5X4.5	32D	887838080127
71440381	CECB199-54	4.5X4.5	32D	887838080134
71440382	CECB199-54	4.5X4.5	26D	887838080141
71441258	CB191NRP	4.5X4	26D	887838088512
71441865	CB223 LH	5x4.5	32D	887838080158
71441866	CB223 RH	5x4.5	32D	887838080165
71441867	CB212 LH	5x4.5	26D	887838080172
71441868	CB212 RH	5x4.5	26D	887838080189
71441869	CB213 LH	5x4.5	26D	887838080196
71441870	CB213 RH	5x4.5	26D	887838080202

EDP Number to Class Number Cross Reference (cont.)

Hinges & Door Accessories

EDP Number	Class Number	Size	Finish	UPC#
71441871	CB223 LH	5x4.5	26D	887838080219
71441872	CB223 RH	5x4.5	26D	887838080226
71443334	CB191	3.5X3.5	3	887838080233
71443350	CB191	3.5X3.5	10B	887838080240
71443362	CB191	4X4	26D	887838080257
71443364	CB191	4X4	3	887838080264
71443374	CB191	4X4	10B	887838080271
71443389	CB191	4.5X4.5	26	887838080288
71443392	CB191	4.5X4.5	26D	887838080295
71443393	CB191NRP	4.5X4.5	26D	887838080301
71443395	CB191NRP	4.5X4.5	3	887838080318
71443402	CB191	4.5X4.5	3	887838080325
71443403	CB191	4.5X4.5	4	887838080332
71443422	CB191	4.5X4.5	10	887838080349
71443435	CB191	4.5X4.5	10B	887838080356
71443437	CB191NRP	4.5X4.5	10	887838080363
71443438	CB191NRP	4.5X4.5	10B	887838080370
71443657	CB191	3.5X3.5	32D	887838080387
71443663	CB191	5X5	10B	887838092632
71443782	CB191	5X5	32D	887838080394
71444156	CB191	4.5X4	32D	887838080400
71444161	CB191NRP	4.5X4	32D	887838080417
71444340	CB191	5X4.5	32D	887838080424
71444350	CB191NRP	5X4.5	32D	887838080431
71444518	CB199	4.5X4	32D	887838088529
71444520	CB199NRP	4.5X4	32D	887838088536
71444783	CB199	4.5X4.5	32D	887838088543
71444786	CB199NRP	4.5X4.5	32D	887838080448
71444932	CB199	4.5X4.5	10	887838080455
71444938	CB199NRP	4.5X4.5	10	887838080462
71444940	CB199NRP	4.5X4.5	10B	887838080479
71444982	CB199NRP	5X4.5	32D	887838080486
71444992	CB199	4.5X4.5	26D	887838080493
71444998	CB199NRP	4.5X4.5	26D	887838088550
71445032	CB199	5X4.5	10B	887838080509
71445045	CB199NRP	5X4.5	26D	887838080516
71445072	CB199	5X4.5	32D	887838080523
71445073	CB199	5X4.5	26D	887838080530
71445111	CB199	5X5	10B	887838080547
71445125	CB199	5X5	32D	887838080554
71445490	IHTCB199 N/SRS	4.5X4.5	32D	887838088567
71446056	CB191	3.5X3.5	26D	887838080561
71447203	CB191	4.5X4	10B	887838080578
71447236	CB191	4.5X4	26D	887838080585
71447238	CB191	4.5X4	3	887838092649
71447255	CB191NRP	4.5X4	3	887838080608
71447266	CB191NRP	4.5X4	10B	887838080615
71447383	CB191	5X4.5	10B	887838080622
71450018	CB268	5"	26D	887838080639
71450024	CB268	5"	10	887838092656

EDP Number	Class Number	Size	Finish	UPC#
71450027	CB278	5	26D	887838080646
71450028	CECB168-66	4.5X4.5	26D	887838080653
71450029	CECB168-66	4.5X4.5	10	887838080660
71450030	CECB168-66	4.5X4.5	10A	887838080677
71450031	CECB168-66	4.5X4.5	3	887838080684
71450032	CECB168-66	4.5X4.5	26	887838080691
71450033	CECB168-66	5X4.5	26D	887838080707
71450034	CECB179-66	4.5X4.5	26D	887838080714
71450035	CECB179-66	4.5X4.5	10	887838080721
71450036	CECB179-66	4.5X4.5	10A	887838080738
71450037	CECB179-66	4.5X4.5	3	887838080745
71450038	CECB179-66	4.5X4.5	26	887838092663
71450039	CECB179-66	5X4.5	26D	887838080752
71450042	CB278	4.5	26D	887838080769
71450047	CB278	5	10	887838080776
71450055	CECB179-12C			
71450056	CECB179-12C			
71450057	CECB179-12C			
71450058	CECB179-12C			
71450090	CECB199-12C	5" X 4.5"	10B	
71450091	CECB199-12C	4.5" X 4.5"	32D	
71450092	CECB199-12C	5" X 4.5"	32D	
71450097	CECB168-12C	4.5" X 4.5"	26D	
71450098	CECB168-12C	5" X 4.5"	26D	
71450100	CECB179-12C	5" X 4"	26D	
71450101	CECB191-12C	4.5" X 4.5"	32D	
71450330	CECB179-54	4.5X4	26D	887838088963
71450331	CECB179-54	4.5X4	26	887838080783
71450352	CECB179-54	4.5X4.5	26D	887838088970
71450376	CECB179-54	4.5X4.5	26	887838080790
71450377	CECB179-54	4.5X4.5	4	887838080806
71451329	CB168NRP	4.5X4	26D	887838080813
71451345	CB168	4.5X4	15	887838088574
71451346	CB168	4.5X4	26D	887838080820
71451348	CB168NRP	4.5X4	15	887838088581
71451570	CECB168-54	4.5X4.5	26D	887838080837
71451572	CECB168-54	4.5X4	26D	887838080844
71451573	CECB168-54	5X4.5	26D	887838080851
71451672	CB168	4.5X4.5	P	887838080868
71451673	CB168	4.5X4.5	10	887838080875
71451675	CB168	4.5X4.5	26	887838080882
71451676	CB168	4.5X4.5	26D	887838088598
71451678	CB168	4.5X4.5	3	887838080899
71451680	CB168	4.5X4.5	10A	887838080912
71451682	CB168NRP	4.5X4.5	P	887838080929
71451683	CB168NRP	4.5X4.5	10	887838080936
71451684	CB168NRP	4.5X4.5	26D	887838088604
71451685	CB168NRP	4.5X4.5	10A	887838080943
71451687	CB168NRP	4.5X4.5	3	887838080950
71451742	CB168	5X4.5	P	887838080967

EDP Number to Class Number Cross Reference (cont.)

Hinges & Door Accessories

EDP Number	Class Number	Size	Finish	UPC#
71451743	CBI68	5X4.5	10	887838080974
71451746	CBI68	5X4.5	26D	887838088611
71451749	CBI68	5X4.5	10A	887838080998
71451769	CBI68NRP	5X4.5	P	887838081018
71451775	CBI68NRP	5X4.5	26D	887838081025
71451811	CBI68NRP	5X5	P	887838092670
71451812	CBI68	5X5	P	887838081032
71451816	CBI68	5X5	26D	887838081049
71451828	CBI68NRP	5X5	26D	887838081063
71452483	CBI71	4.5	P	887838081094
71452722	CBI73	4.5	P	887838081100
71452726	CBI73	4.5	26D	887838081117
71453412	CBI79	4.5X4	P	887838081124
71453413	CBI79	4.5X4	10	887838081131
71453415	CBI79	4.5X4	26	887838088635
71453416	CBI79	4.5X4	26D	887838088642
71453419	CBI79	4.5X4	3	887838088659
71453421	CBI79NRP	4.5X4	15	887838081148
71453424	CBI79NRP	4.5X4	4	887838081155
71453429	CBI79	4.5X4	10A	887838081162
71453431	CBI79	4.5X4	15	887838081179
71453434	CBI79NRP	4.5X4	P	887838081186
71453436	CBI79NRP	4.5X4	26D	887838088666
71453437	CBI79	4.5X4	4	887838088673
71453818	CBI79	5X4.5	P	887838092687
71453823	CBI79	5X4.5	26D	887838081193
71453837	CBI79NRP	5X4.5	26D	887838081209
71455152	IHTCBI99 N/SRS	4.5X4.5	P	887838092694
71457282	CBI79	4X4	P	887838081223
71457283	CBI79	4X4	F8	887838081230
71457582	CBI79NRP	4.5X4.5	4	887838081247
71457583	CBI79	4.5X4.5	10B	887838081254
71457584	CBI79	4.5X4.5	10BL	887838081261
71457885	CBI79	5X4	26D	887838088680
71458095	CBI79	3.5X3.5	26	887838092700
71458096	CBI79	3.5X3.5	26D	887838081278
71458099	CBI79	3.5X3.5	3	887838081285
71458100	CBI79	3.5X3.5	4	887838081292
71458201	CBI79	4X4	10	887838081308
71458202	CBI79	4X4	10A	887838081315
71458261	CBI79	4X4	26D	887838081322
71458277	CBI79	4X4	3	887838081339
71458381	CBI79	4.5X4.5	10	887838081353
71458383	CBI79	4.5X4.5	10A	887838081360
71458431	CBI79	4.5X4.5	P	887838081377
71458432	CBKI79	4.5X4.5	P	887838081384
71458436	CBI79	4.5X4.5	3	887838081391
71458438	CBI79	4.5X4.5	26	887838081407
71458439	CBI79NRP	4.5X4.5	26	887838081414
71458441	CBI79	4.5X4.5	26D	887838088697

EDP Number	Class Number	Size	Finish	UPC#
71458444	CBI79NRP	4.5X4.5	26D	887838081421
71458618	CBI79	5X5	P	887838081438
71458624	CBI79	5X5	26D	887838081445
71458784	CBI79	4.5X4.5	4	887838081452
71458847	CBI79NRP	4.5X4.5	3	887838081469
71458849	CBKI79NRP	4.5X4.5	P	887838092717
71458850	CBI79NRP	4.5X4.5	10B	887838081476
71458851	CBI79NRP	4.5X4.5	P	887838081483
71458852	CBI79NRP	4.5X4.5	10	887838081490
71458853	CBI79NRP	4.5X4.5	26D	887838081506
71458856	HTCBI79	4.5X4.5	26D	887838081513
71458857	CBI79NRP	4.5X4.5	10A	887838081520
71458860	CB248	4.5	26D	887838081537
71459517	CB266	5	P	887838081551
71477751	663 UL	79"	AL	887838081568
71477752	663 UL	79"	DB	887838081575
71477753	663 UL	83"	AL	887838081582
71477754	663 UL	83"	DB	887838081599
71477755	663 UL	95"	AL	887838081605
71477756	663 UL	95"	DB	887838081612
71477757	663 UL	119"	AL	887838092724
71477758	663 UL	119"	DB	887838081629
71477759	662 UL	79"	AL	887838081636
71477760	662 UL	79"	DB	887838092731
71477761	662 UL	83"	AL	887838081643
71477762	662 UL	83"	DB	887838081650
71477763	662 UL	95"	AL	887838081667
71477764	662 UL	95"	DB	887838081674
71477765	662 UL	119"	AL	887838081681
71477766	662 UL	119"	DB	887838092748
71477767	661 UL	79"	AL	887838081698
71477768	661 UL	79"	DB	887838081704
71477769	661 UL	83"	AL	887838081711
71477770	661 UL	83"	DB	887838081728
71477771	661 UL	95"	AL	887838081735
71477772	661 UL	95"	DB	887838081742
71477773	661 UL	119"	AL	887838081759
71477774	661 UL	119"	DB	887838081766
71477775	664 UL	79"	AL	887838081773
71477776	664 UL	79"	DB	887838081780
71477777	664 UL	83"	AL	887838081797
71477778	664 UL	83"	DB	887838081803
71477779	664 UL	95"	AL	887838081810
71477780	664 UL	95"	DB	887838081827
71477781	664 UL	119"	AL	887838081834
71477782	664 UL	119"	DB	887838081841
71477784	665 UL	79"	AL	887838081858
71477785	665 UL	79"	DB	887838081865
71477786	665 UL	83"	AL	887838081872
71477787	665 UL	83"	DB	887838081889

EDP Number to Class Number Cross Reference (cont.)

Hinges & Door Accessories

EDP Number	Class Number	Size	Finish	UPC#
71477788	665 UL	95"	AL	887838081896
71477789	665 UL	95"	DB	887838092755
71477790	665 UL	119"	AL	887838092762
71477791	665 UL	119"	DB	887838092779
71477792	663HD UL	79"	AL	887838081902
71477793	663HD UL	79"	DB	887838081919
71477794	663HD UL	83"	AL	887838081926
71477795	663HD UL	83"	DB	887838081933
71477796	663HD UL	95"	AL	887838081940
71477797	663HD UL	95"	DB	887838092786
71477798	663HD UL	119"	AL	887838092793
71477799	663HD UL	119"	DB	887838081957
71477800	662HD UL	79"	AL	887838081964
71477801	662HD UL	79"	DB	887838081971
71477802	662HD UL	83"	AL	887838088987
71477803	662HD UL	83"	DB	887838081988
71477804	662HD UL	95"	AL	887838081995
71477805	662HD UL	95"	DB	887838082008
71477806	662HD UL	119"	AL	887838082015
71477807	662HD UL	119"	DB	887838082022
71477808	661HD UL	79"	AL	887838082039
71477809	661HD UL	79"	DB	887838082046
71477810	661HD UL	83"	AL	887838088994
71477811	661HD UL	83"	DB	887838082053
71477812	661HD UL	95"	AL	887838082060
71477813	661HD UL	95"	DB	887838082077
71477814	661HD UL	119"	AL	887838082084
71477815	661HD UL	119"	DB	887838082091
71477816	664HD UL	79"	AL	887838082107
71477817	664HD UL	79"	DB	887838082114
71477818	664HD UL	83"	AL	887838082121
71477819	664HD UL	83"	DB	887838082138
71477820	664HD UL	95"	AL	887838082145
71477821	664HD UL	95"	DB	887838082152
71477822	664HD UL	119"	AL	887838082169
71477823	664HD UL	119"	DB	887838082176
71477824	665HD UL	79"	AL	887838087515
71477825	665HD UL	79"	DB	887838082183
71477826	665HD UL	83"	AL	887838087522
71477827	665HD UL	83"	DB	887838089007
71477828	665HD UL	95"	AL	887838082190
71477829	665HD UL	95"	DB	887838082206
71477830	665HD UL	119"	AL	887838082213
71477831	665HD UL	119"	DB	887838092809
71477832	661 HD-EPT2	83"	AL	
71477833	661 HD-EPT5LH	83"	AL	
71477834	661 HD-EPT5RH	83"	AL	
71477835	662 HD-EPT2LH	83"	AL	
71477836	662 HD-EPT2RH	83"	AL	
71477837	662 HD-EPT5LH	83"	AL	

EDP Number	Class Number	Size	Finish	UPC#
71477838	662 HD-EPT5RH	83"	AL	
71477839	662 HD-EPT2LH	95"	AL	
71477840	662 HD-EPT2RH	95"	AL	
71477841	662 HD-EPT5LH	95"	AL	
71477842	662 HD-EPT5RH	95"	AL	
71477843	661 HD-EPT2LH	95"	AL	
71477844	661 HD-EPT2RH	95"	AL	
71477845	661 HD-EPT5LH	95"	AL	
71477846	661 HD-EPT5RH	95"	AL	
71477922	Replacement Covers	10'0"	AL	887838082220
71477923	Replacement Covers	10'0"	DB	887838082237
71570100	57-0100	12-24x1/2	26D	887838082947
71570102	57-0102	12-24x1/2	P	887838082954
71570103	57-0103	12x1-1/4	26D	887838082961
71570105	57-0105	12x1-1/4	P	887838082978
71570106	57-0106	12x1-1/4	10A	887838082985
71570107	57-0107	12x1-1/4	3	887838082992
71570109	Tek Screw Pack		AL	887838083005
71570120	Tek Screw Pack		DB	887838083012
71570121	Set of Through Bolts		AL	887838083029
71570122	Set of Through Bolts		DB	887838083036
71570123	Set of Through Bolts		AL	887838092816
71570124	Set of Through Bolts		DB	887838092823
71570201	57-0201	12x1-1/4	3	887838083043
71827162	2079	4.5x4.5	3	887838083128
71827170	2079	4.5x4.5	P	887838083135
71827188	2079	4.5x4.5	26D	887838083142
71834358	CB0701 RH	4.5x4.5	P	887838083166
71834366	CB0761 RH	4.5x4.5	32	887838083173
71834374	CB0761 RH	4.5x4.5	32D	887838083180
71834382	CB0701 LH	4.5x4.5	P	887838083197
71834390	CB0761 LH	4.5x4.5	32	887838083203
71834408	CB0761 LH	4.5x4.5	32D	887838083210
71839217	CECBI79-18	4.5X4.5	26D	887838083333
71839225	CECBI79-18	5X4.5	26D	887838083340
71839233	CECBI68-18	4.5x4.5	26D	887838083357
71839241	CECBI68-18	5x4.5	26D	887838083364
71839258	CECBI91-18	4.5X4.5	32D	887838083371
71839266	CECBI91-18	5X4.5	32D	887838083388
71839274	CECBI99-18	4.5X4.5	32D	887838083395
71839282	CECBI99-18	5x4.5	32D	887838083401
71925491	IHTCBI99 SRS	4.5X4.5	32D	887838084149
71925494	IHTCBI99 SRS	5x4.5	32D	887838084163
71925495	IHTCBI995 SRS	4.5x4.5	32D	887838088703
71925497	IHTCBI995 SRS	4.5x4.5	P	887838084170
71925498	IHTCBI995 N/SRS	4.5x4.5	32D	887838084187
71925499	IHTCBI995 N/SRS	4.5x4.5	P	887838084194
71925500	IHTCBI99 N/SRS	5x4.5	32D	887838084200
71925501	IHTCBI68 N/SRS	4.5x4.5	P	887838084217
71925509	IHTCBI68 N/SRS	5x4.5	P	887838084224

EDP Number to Class Number Cross Reference (cont.)

Hinges & Door Accessories

EDP Number	Class Number	Size	Finish	UPC#
711940001	1900R	3.5x3	26D	887838084231
711940002	1900R	3.5x3.5	P	887838092830
711940003	1900R	3.5x3.5	4	887838092847
711940004	1900R	3.5x3.5	10	887838084248
711940005	1900R	3.5x3.5	26D	887838084255
711940006	1900R	3.5x3.5	10A	887838092854
711940007	1900R	3.5x3.5	3	887838084262
711940008	1900R	3.5x3.5	26	887838084279
711940009	1900R	4x3.5	26D	887838084286
711940010	1900R	4x3.5	26	887838084293
711940011	1900R	4x4	P	887838092861
711940012	1900R	4x4	26D	887838084309
711940013	1900R	4x4	10A	887838092878
711940014	1900R	4x4	3	887838084316
711940015	1900R	4.5x4	P	887838092885
711940016	1900R	4.5x4	4	887838084323
711940017	1900R	4.5x4	10	887838084330
711940018	1900R	4.5x4	26D	887838084347
711940019	1900R	4.5x4	26	887838084354
711940020	1900R	4.5x4	3	887838092892
711940021	1900R	4.5x4	10A	887838092908
711940022	1900R	4.5x4	10B	887838084361
711940023	1900R	4.5x4.5	PCW	887838092915
711940024	1900R	4.5x4.5	4	887838084378
711940025	1900R	4.5x4.5	10	887838084385
711940026	1900R	4.5x4.5	26D	887838084392
711940027	1900R	4.5x4.5	26	887838084408
711940028	1900R	4.5x4.5	3	887838084415
711940029	1900R	4.5x4.5	10A	887838092922
711940030	1900R	4.5x4.5	10B	887838084422
711940031	1900R	5x4	26D	887838092939
711940032	1900R	5x4.5	26D	887838092946
711940033	1900R	5x5	P	887838092953
711940034	1900R NRP	3.5x3.5	26D	887838092960
711940035	1900R NRP	4.5x4	26D	887838084439
711940036	1900R NRP	4.5x4	3	887838092977
711940037	1900R NRP	4.5x4	10	887838092984
711940038	1900R NRP	4.5x4	10A	887838092991
711940039	1900R NRP	4.5x4	10B	887838093004
711940040	1900R NRP	4.5x4.5	PCW	887838093011
711940041	1900R NRP	4.5x4.5	P	887838093028
711940042	1900R NRP	4.5x4.5	10	887838093035
711940043	1900R NRP	4.5x4.5	26D	887838084446
711940044	1900R NRP	4.5x4.5	10B	887838093042
711940045	1900R NRP	4.5x4.5	26	887838084453
711940046	1900R NRP	4.5x4.5	10A	887838093059
711940047	1910R	4.5	P	887838093066
711940048	1910R	4.5	26D	887838084460
711940049	1920R	4.5	P	887838093073
711940052	1960R	3.5x3.5	10	887838093080

EDP Number	Class Number	Size	Finish	UPC#
711940053	1960R	3.5x3.5	26D	887838084491
711940054	1960R	3.5x3.5	3	887838093097
711940055	1960R	3.5x3.5	10B	887838093103
711940056	1960R	3.5x3.5	26	887838093110
711940057	1960R	4x4	26D	887838093127
711940058	1960R	4x4	3	887838093134
711940059	1960R	4x4	10B	887838093141
711940060	1960R	4x4	26	887838093158
711940061	1960R	4x4	32D	887838084507
711940062	1960R	4.5x4	26D	887838093165
711940063	1960R	4.5x4	32D	887838084514
711940064	1960R	4.5x4	3	887838093172
711940065	1960R	4.5x4	26	887838084521
711940066	1960R	4.5x4	10B	887838093189
711940067	1960R	4.5x4.5	26D	887838093196
711940068	1960R	4.5x4.5	3	887838093202
711940069	1960R	4.5x4.5	26	887838093219
711940070	1960R	4.5x4.5	10B	887838084538
711940071	1960R	4.5x4.5	32D	887838084545
711940072	1960R	5x4	26D	887838093226
711940073	1960R NRP	3.5x3.5	10	887838093233
711940074	1960R NRP	3.5x3.5	26	887838093240
711940075	1960R NRP	3.5x3.5	10B	887838093257
711940076	1960R NRP	3.5x3.5	32D	887838093264
711940080	1960R NRP	4.5x4	26D	887838093271
711940081	1960R NRP	4.5x4	32D	887838084552
711940082	1960R NRP	4.5x4	3	887838093288
711940083	1960R NRP	4.5x4	26	887838093295
711940084	1960R NRP	4.5x4	10B	887838093301
711940085	1960R NRP	4.5x4.5	26D	887838093318
711940086	1960R NRP	4.5x4.5	3	887838093325
711940087	1960R NRP	4.5x4.5	26	887838093332
711940088	CB1900R	3.5x3.5	4	887838084569
711940089	CB1900R	3.5x3.5	LA	887838093349
711940090	CB1900R	3.5x3.5	3	887838084576
711940091	CB1900R	3.5x3.5	26D	887838088710
711940092	CB1900R	3.5x3.5	10A	887838084583
711940093	CB1900R	3.5x3.5	26	887838093356
711940094	CB1900R	4x4	26D	887838084590
711940095	CB1900R	4x4	3	887838084606
711940096	CB1900R	4.5x4	P	887838084613
711940097	CB1900R	4.5x4	4	887838084620
711940098	CB1900R	4.5x4	10	887838088727
711940099	CB1900R	4.5x4	26D	887838088734
711940100	CB1900R	4.5x4	26	887838084637
711940101	CB1900R	4.5x4	3	887838084644
711940102	CB1900R	4.5x4	10A	887838084651
711940103	CB1900R	4.5x4	10B	887838088741
711940104	CB1900R	4.5x4	15	887838084668
711940105	CB1900R	4.5x4.5	P	887838084675

EDP Number to Class Number Cross Reference (cont.)

Hinges & Door Accessories

EDP Number	Class Number	Size	Finish	UPC#
711940106	CB1900R	4.5X4.5	4	887838084682
711940107	CB1900R	4.5X4.5	10	887838084699
711940108	CB1900R	4.5X4.5	26D	887838084705
711940109	CB1900R	4.5X4.5	26	887838084712
711940110	CB1900R	4.5X4.5	3	887838084729
711940111	CB1900R	4.5X4.5	10A	887838084736
711940112	CB1900R	4.5X4.5	10B	887838084743
711940113	CB1900R	4.5X4.5	15	887838084750
711940114	CB1900R	5X4	P	887838084767
711940115	CB1900R	5X4	26D	887838088758
711940116	CB1900R	5X4.5	P	887838093363
711940117	CB1900R	5X4.5	26D	887838088765
711940118	CB1900R	5X4.5	26	887838084774
711940119	CB1900R	5X4.5	3	887838093370
711940120	CB1900R	5X4.5	10B	887838084781
711940121	CB1900R	5X5	10	
711940122	CB1900R	5X5	4	887838093387
711940123	CB1900R	5X5	26D	887838084798
711940124	CB1900R	5X5	10A	887838093394
711940125	CB1900R	5X5	26	887838084804
711940126	CB1900R NRP	4X4	26D	887838084811
711940127	CB1900R NRP	4X4	3	887838093400
711940128	CB1900R NRP	4.5X4	P	887838084828
711940129	CB1900R NRP	4.5X4	4	887838084835
711940130	CB1900R NRP	4.5X4	15	887838084842
711940131	CB1900R NRP	4.5X4	10	887838084859
711940132	CB1900R NRP	4.5X4	26D	887838084866
711940133	CB1900R NRP	4.5X4	10A	887838084873
711940134	CB1900R NRP	4.5X4	26	887838084880
711940135	CB1900R NRP	4.5X4	3	887838084897
711940136	CB1900R NRP	4.5X4.5	P	887838084903
711940137	CB1900R NRP	4.5X4.5	4	887838084910
711940138	CB1900R NRP	4.5X4.5	10	887838084927
711940139	CB1900R NRP	4.5X4.5	26D	887838088772
711940140	CB1900R NRP	4.5X4.5	10B	887838084934
711940141	CB1900R NRP	4.5X4.5	26	887838084941
711940142	CB1900R NRP	4.5X4.5	10A	887838084958
711940143	CB1900R NRP	4.5X4.5	3	887838093417
711940144	CB1900R NRP	4.5X4.5	15	887838084965
711940145	CB1900R NRP	5X4.5	26D	887838084972
711940146	CB1900R NRP	5X4.5	26	887838093424
711940147	CB1900R NRP	5X4.5	P	887838093431
711940148	CB1900R NRP	5X5	26D	887838084989
711940149	CB1900R NRP	5X5	10A	887838093448
711940150	CB1900R NRP	5X5	26	887838093455
711940151	CBK1900R	4.5x4.5	P	887838093462
711940152	CBK1900R NRP	4.5x4.5	P	887838093479
711940153	HTCB1900R	4.5x4	26D	887838084996
711940154	HTCB1900R	4.5x4.5	26D	887838085009
711940157	CB1910R	4	P	887838085016

EDP Number	Class Number	Size	Finish	UPC#
711940158	CB1910R	4.5	P	887838085023
711940159	CB1910R	4.5	26D	887838085030
711940160	CB1910R	5	26D	887838085047
711940161	CB1920R	4.5	P	887838093486
711940162	CB1920R	4.5	26D	887838085054
711940163	CB1920R	5	P	887838085061
711940164	CB1930R	4.5	P	887838093493
711940165	CB1930R	5	26D	887838093509
711940166	CB1946R	4.5	26D	887838085078
711940167	CB1947R	4.5	26D	887838085085
711940168	CB1947R NRP	4.5	26D	887838085092
711940169	CB1960R	3.5x3.5	26D	887838085108
711940170	CB1960R	3.5x3.5	10	887838093516
711940171	CB1960R	3.5x3.5	10B	887838093523
711940172	CB1960R	3.5x3.5	32D	887838085115
711940173	CB1960R	4x4	26D	887838085122
711940174	CB1960R	4x4	3	887838093530
711940175	CB1960R	4x4	10B	887838085139
711940176	CB1960R	4x4	32D	887838085146
711940177	CB1960R	4.5x4	26D	887838085153
711940178	CB1960R	4.5x4	10B	887838085160
711940179	CB1960R	4.5x4	26	887838085177
711940180	CB1960R	4.5x4	3	887838093547
711940181	CB1960R	4.5x4	32D	887838088789
711940182	CB1960R	4.5x4	32	887838085184
711940183	CB1960R	4.5x4	10	887838085191
711940184	CB1960R	4.5x4	4	887838085207
711940185	CB1960R	4.5x4.5	4	887838085214
711940186	CB1960R	4.5X4.5	10	887838085221
711940187	CB1960R	4.5x4.5	26D	887838085238
711940188	CB1960R	4.5x4.5	26	887838085245
711940189	CB1960R	4.5x4.5	3	887838085252
711940190	CB1960R	4.5x4.5	10B	887838085269
711940191	CB1960R	4.5X4.5	32D	887838085276
711940192	CB1960R	5x4	26D	887838085283
711940193	CB1960R	5x4.5	10B	887838093554
711940194	CB1960R	5x4.5	3	887838093561
711940195	CB1960R	5x4.5	32D	887838085290
711940196	CB1960R	5x5	3	887838093578
711940197	CB1960R	5x5	26D	887838085306
711940198	CB1960R	5x5	26	887838093585
711940199	CB1960R	5x5	10B	887838093592
711940200	CB1960R	5x5	32D	887838085313
711940201	CB1960RNRP	3.5x3.5	10B	887838085320
711940202	CB1960RNRP	3.5x3.5	32D	887838085337
711940203	CB1960RNRP	3.5x3.5	26D	887838085344
711940204	CB1960RNRP	4.5x4	26D	887838085351
711940205	CB1960RNRP	4.5x4	10B	887838085368
711940206	CB1960RNRP	4.5x4	3	887838085375
711940207	CB1960RNRP	4.5x4	26	887838085382

EDP Number to Class Number Cross Reference (cont.)

Hinges & Door Accessories

EDP Number	Class Number	Size	Finish	UPC#
711940208	CB1960RNRP	4.5x4	32D	887838088796
711940209	CB1960RNRP	4.5x4	10	887838085399
711940210	CB1960RNRP	4.5x4	4	887838093608
711940211	CB1960RNRP	4.5x4.5	4	887838085405
711940212	CB1960RNRP	4.5x4.5	10	887838085412
711940213	CB1960RNRP	4.5x4.5	26D	887838088802
711940214	CB1960RNRP	4.5x4.5	3	887838093615
711940215	CB1960RNRP	4.5x4.5	10B	887838085429
711940216	CB1960RNRP	4.5x4.5	32D	887838085436
711940217	CB1960RNRP	4.5x4.5	32	887838085443
711940218	CB1960RNRP	5x4.5	3	887838093622
711940219	CB1960RNRP	5x4.5	10B	887838085450
711940220	CB1960RNRP	5x4.5	32D	887838085467
711940221	CB1960RNRP	5x5	26D	887838093639
711940222	CB1960RNRP	5x5	26	887838093646
711940223	CB1960RNRP	5x5	10B	887838085474
711940224	CB1960RNRP	5x5	32D	887838085481
711940225	CB1970R	4.5	26D	887838085498
711940226	CB1970R	4.5	10B	887838093653
711940227	CB1970R	4.5	32D	887838085504
711940228	CB1970R	5	26D	887838093660
711940229	CB1970R	5	32D	887838093677
711940230	CB1980R	4.5	26D	887838093684
711940231	CB1980R	4.5	10B	887838093691
711940232	CB1980R	4.5	32D	887838093707
711940233	CB1980R	5	32D	887838093714
711940234	CB1980R	5	10B	887838093721
711940235	CB1990R	4.5	26D	887838085511
711940236	CB1990R	4.5	10B	887838093738
711940237	CB1990R	4.5	32D	887838093745
711940238	CB1990R	5	32D	887838093752
711940239	CB1990R	5	10B	887838093769
711940240	CECBI900R-54-LH	4.5x4	26D	887838089038
711940241	CECBI900R-54-LH	4.5x4	P	887838093776
711940242	CECBI900R-54-LH	4.5x4	3	887838085528
711940243	CECBI900R-54-LH	4.5x4	26	887838093783
711940244	CECBI900R-54-LH	4.5x4	10A	887838093790
711940245	CECBI900R-54-LH	4.5x4	4	887838085535
711940246	CECBI900R-54-LH	4.5x4	10	887838093806
711940247	CECBI900R-54-LH	4.5x4.5	26D	887838085542
711940248	CECBI900R-54-LH	4.5x4.5	P	887838093813
711940249	CECBI900R-54-LH	4.5x4.5	3	887838085559
711940250	CECBI900R-54-LH	4.5x4.5	26	887838085566
711940251	CECBI900R-54-LH	4.5x4.5	10A	887838085573
711940252	CECBI900R-54-LH	4.5x4.5	4	887838085580
711940253	CECBI900R-54-LH	4.5x4.5	10	887838085597
711940254	CECBI900R-56-LH	4.5x4	26D	887838085603
711940255	CECBI900R-56-LH	4.5x4	P	887838093820
711940256	CECBI900R-56-LH	4.5x4	3	887838093837
711940257	CECBI900R-56-LH	4.5x4	26	887838093844

EDP Number	Class Number	Size	Finish	UPC#
711940258	CECBI900R-56-LH	4.5x4	10A	887838093851
711940259	CECBI900R-56-LH	4.5x4	4	887838093868
711940260	CECBI900R-56-LH	4.5x4	10	887838093875
711940261	CECBI900R-56-LH	4.5x4.5	26D	887838085610
711940262	CECBI900R-56-LH	4.5x4.5	P	887838093882
711940263	CECBI900R-56-LH	4.5x4.5	3	887838093899
711940264	CECBI900R-56-LH	4.5x4.5	26	887838093905
711940265	CECBI900R-56-LH	4.5x4.5	10A	887838093912
711940266	CECBI900R-56-LH	4.5x4.5	4	887838093929
711940267	CECBI900R-56-LH	4.5x4.5	10	887838085627
711940268	CECBI900R-58-LH	4.5x4	26D	887838085634
711940269	CECBI900R-58-LH	4.5x4	P	887838093936
711940270	CECBI900R-58-LH	4.5x4	3	887838093943
711940271	CECBI900R-58-LH	4.5x4	26	887838093950
711940272	CECBI900R-58-LH	4.5x4	10A	887838093967
711940273	CECBI900R-58-LH	4.5x4	4	887838093974
711940274	CECBI900R-58-LH	4.5x4	10	887838093981
711940275	CECBI900R-58-LH	4.5x4.5	26D	887838085641
711940276	CECBI900R-58-LH	4.5x4.5	P	887838093998
711940277	CECBI900R-58-LH	4.5x4.5	3	887838094001
711940278	CECBI900R-58-LH	4.5x4.5	26	887838085658
711940279	CECBI900R-58-LH	4.5x4.5	10A	887838085665
711940280	CECBI900R-58-LH	4.5x4.5	4	887838094018
711940281	CECBI900R-58-LH	4.5x4.5	10	887838094025
711940282	CECBI900R-66-LH	4.5x4	26D	887838085672
711940283	CECBI900R-66-LH	4.5x4	P	887838094032
711940284	CECBI900R-66-LH	4.5x4	3	887838094049
711940285	CECBI900R-66-LH	4.5x4	26	887838094056
711940286	CECBI900R-66-LH	4.5x4	10A	887838094063
711940287	CECBI900R-66-LH	4.5x4	4	887838094070
711940288	CECBI900R-66-LH	4.5x4	10	887838094087
711940289	CECBI900R-66-LH	4.5x4.5	26D	887838085689
711940290	CECBI900R-66-LH	4.5x4.5	P	887838094094
711940291	CECBI900R-66-LH	4.5x4.5	3	887838094100
711940292	CECBI900R-66-LH	4.5x4.5	26	887838094117
711940293	CECBI900R-66-LH	4.5x4.5	10A	887838094124
711940294	CECBI900R-66-LH	4.5x4.5	4	887838094131
711940295	CECBI900R-66-LH	4.5x4.5	10	887838094148
711940296	CECBI900R-54-RH	4.5x4	26D	887838089045
711940297	CECBI900R-54-RH	4.5x4	P	887838094155
711940298	CECBI900R-54-RH	4.5x4	3	887838085696
711940299	CECBI900R-54-RH	4.5x4	26	887838094162
711940300	CECBI900R-54-RH	4.5x4	10A	887838094179
711940301	CECBI900R-54-RH	4.5x4	4	887838094186
711940302	CECBI900R-54-RH	4.5x4	10	887838094193
711940303	CECBI900R-54-RH	4.5x4.5	26D	887838085702
711940304	CECBI900R-54-RH	4.5x4.5	P	887838094209
711940305	CECBI900R-54-RH	4.5x4.5	3	887838085719
711940306	CECBI900R-54-RH	4.5x4.5	26	887838085726
711940307	CECBI900R-54-RH	4.5x4.5	10A	887838085733

EDP Number to Class Number Cross Reference (cont.)

Hinges & Door Accessories

EDP Number	Class Number	Size	Finish	UPC#
711940308	CECBI900R-54-RH	4.5x4.5	4	887838094216
711940309	CECBI900R-54-RH	4.5x4.5	10	887838085740
711940310	CECBI900R-56-RH	4.5x4	26D	887838085757
711940311	CECBI900R-56-RH	4.5x4	P	887838094223
711940312	CECBI900R-56-RH	4.5x4	3	887838094230
711940313	CECBI900R-56-RH	4.5x4	26	887838094247
711940314	CECBI900R-56-RH	4.5x4	10A	887838094254
711940315	CECBI900R-56-RH	4.5x4	4	887838094261
711940316	CECBI900R-56-RH	4.5x4	10	887838094278
711940317	CECBI900R-56-RH	4.5x4.5	26D	887838085764
711940318	CECBI900R-56-RH	4.5x4.5	P	887838094285
711940319	CECBI900R-56-RH	4.5x4.5	3	887838094292
711940320	CECBI900R-56-RH	4.5x4.5	26	887838094308
711940321	CECBI900R-56-RH	4.5x4.5	10A	887838094315
711940322	CECBI900R-56-RH	4.5x4.5	4	887838094322
711940323	CECBI900R-56-RH	4.5x4.5	10	887838085771
711940324	CECBI900R-58-RH	4.5x4	26D	887838085788
711940325	CECBI900R-58-RH	4.5x4	P	887838094339
711940326	CECBI900R-58-RH	4.5x4	3	887838094346
711940327	CECBI900R-58-RH	4.5x4	26	887838094353
711940328	CECBI900R-58-RH	4.5x4	10A	887838085795
711940329	CECBI900R-58-RH	4.5x4	4	887838094360
711940330	CECBI900R-58-RH	4.5x4	10	887838094377
711940331	CECBI900R-58-RH	4.5x4.5	26D	887838085801
711940332	CECBI900R-58-RH	4.5x4.5	P	887838094384
711940333	CECBI900R-58-RH	4.5x4.5	3	887838094391
711940334	CECBI900R-58-RH	4.5x4.5	26	887838094407
711940335	CECBI900R-58-RH	4.5x4.5	10A	887838085818
711940336	CECBI900R-58-RH	4.5x4.5	4	887838094414
711940337	CECBI900R-58-RH	4.5x4.5	10	887838094421
711940338	CECBI900R-58-RH	4.5x4	26D	887838085825
711940339	CECBI900R-66-RH	4.5x4	P	887838094438
711940340	CECBI900R-66-RH	4.5x4	3	887838094445
711940341	CECBI900R-66-RH	4.5x4	26	887838094452
711940342	CECBI900R-66-RH	4.5x4	10A	887838094469
711940343	CECBI900R-66-RH	4.5x4	4	887838094476
711940344	CECBI900R-66-RH	4.5x4	10	887838094483
711940345	CECBI900R-66-RH	4.5x4.5	26D	887838085832
711940346	CECBI900R-66-RH	4.5x4.5	P	887838094490
711940347	CECBI900R-66-RH	4.5x4.5	3	887838094506
711940348	CECBI900R-66-RH	4.5x4.5	26	887838094513
711940349	CECBI900R-66-RH	4.5x4.5	10A	887838094520
711940350	CECBI900R-66-RH	4.5x4.5	4	887838094537
711940351	CECBI900R-66-RH	4.5x4.5	10	887838094544
711950001	CB1901R	4.5x4	26D	887838088819
711950002	CB1901R	4.5x4	15	887838085849
711950003	CB1901R	4.5x4	10	887838085856
711950004	CB1901R	4.5x4	26	887838085863
711950005	CB1901R	4.5x4	10A	887838085870
711950006	CB1901R	4.5x4	3	887838085887

EDP Number	Class Number	Size	Finish	UPC#
711950007	CB1901R	4.5x4	10B	887838085894
711950008	CB1901R	4.5x4.5	P	887838085900
711950009	CB1901R	4.5x4.5	10	887838085917
711950010	CB1901R	4.5x4.5	26D	887838085924
711950011	CB1901R	4.5x4.5	26	887838085931
711950012	CB1901R	4.5x4.5	10A	887838085948
711950013	CB1901R	4.5x4.5	3	887838085955
711950014	CB1901R	4.5x4.5	15	887838085962
711950015	CB1901R	5x4.5	P	887838085979
711950016	CB1901R	5x4.5	10	887838085986
711950017	CB1901R	5x4.5	26D	887838085993
711950018	CB1901R	5x4.5	10A	887838086006
711950019	CB1901R	5x4.5	26	887838086013
711950020	CB1901R	5x5	P	887838094551
711950021	CB1901R	5x5	26D	887838086020
711950022	CB1901R	5x5	10	887838094568
711950023	CB1901R	5x5	10A	887838086037
711950024	CB1901R	6x5	26D	887838086044
711950025	CB1901R NRP	4.5x4	26D	887838088826
711950026	CB1901R NRP	4.5x4	15	887838086051
711950027	CB1901R NRP	4.5x4	10	887838086068
711950028	CB1901R NRP	4.5x4	10A	887838094575
711950029	CB1901R NRP	4.5x4	10B	887838086075
711950030	CB1901R NRP	4.5x4	26	887838086082
711950031	CB1901R NRP	4.5x4	3	887838086099
711950032	CB1901R NRP	4.5x4.5	P	887838086105
711950033	CB1901R NRP	4.5x4.5	10	887838086112
711950034	CB1901R NRP	4.5x4.5	26D	887838086129
711950035	CB1901R NRP	4.5x4.5	10A	887838086136
711950036	CB1901R NRP	4.5x4.5	26	887838086143
711950037	CB1901R NRP	4.5x4.5	3	887838086150
711950038	CB1901R NRP	4.5x4.5	15	887838086167
711950039	CB1901R NRP	5x4.5	P	887838086174
711950040	CB1901R NRP	5x4.5	26D	887838086181
711950043	CB1901R NRP	5x5	26D	887838086204
711950044	CB1901R NRP	5x5	10	887838094582
711950045	CB1901R NRP	5x5	10A	887838094599
711950046	CB1901R NRP	5x5	P	887838094605
711950047	IHTCB1901R	4.5x4.5	P	887838086211
711950049	IHTCB1901R	5x4.5	P	887838086228
711950050	CB1907R LH	5x4.5	26D	887838086235
711950051	CB1907R RH	5x4.5	26D	887838086242
711950052	CB1908R LH	5x4.5	P	887838094612
711950053	CB1908R LH	5x4.5	26D	887838086259
711950054	CB1908R RH	5x4.5	P	887838094629
711950055	CB1908R RH	5x4.5	26D	887838086266
711950056	CB1909R LH	5x4.5	P	887838086273
711950057	CB1909R LH	5x4.5	26D	887838086280
711950058	CB1909R RH	5x4.5	P	887838086297
711950059	CB1909R RH	5x4.5	26D	887838086303

EDP Number to Class Number Cross Reference (cont.)

Hinges & Door Accessories

EDP Number	Class Number	Size	Finish	UPC#
711950062	CB1911R	4.5	26D	887838086310
711950063	CB1911R	5	26D	887838086327
711950064	CB1911R	6	P	887838094636
711950065	CB1921R	4.5	P	887838094643
711950066	CB1921R	4.5	26D	887838086334
711950067	CB1921R	5	P	887838094650
711950068	CB1921R	6	26D	887838094667
711950069	CB1931R	4.5	P	887838086341
711950070	CB1931R	5	P	887838094674
711950071	CB1931R	6	P	887838094681
711950072	CB1941R	5	26D	887838086358
711950073	CB1942R	5	P	887838094698
711950074	CB1948R	5	26D	887838086365
711950075	CB1948R	5	P	887838094704
711950076	CB1948R	5	10A	887838094711
711950077	CB1948R	5	10	887838094728
711950078	CB1948R NRP	5	26D	887838086372
711950079	CB1948R NRP	5	10	887838094735
711950080	CB1948R NRP	5	10A	887838094742
711950081	CB1949R	4.5	26D	887838086389
711950082	CB1949R	5	26D	887838086396
711950083	CB1949R	5	10	887838094759
711950084	CB1949R NRP	5	26D	887838086402
711950085	CB1949R NRP	5	10	887838086419
711950086	CB1951R	5	P	887838086426
711950087	CB1951R	5	26D	887838094766
711950088	CB1951R NRP	5	P	887838094773
711950089	CB1959R	5	26D	887838086433
711950090	CB1959R	5	P	887838094780
711950091	CB1961R	4.5x4	32D	887838086440
711950092	CB1961R	4.5x4	10B	887838086457
711950093	CB1961R	4.5x4	26D	887838086464
711950094	CB1961R	4.5x4	26	887838094797
711950095	CB1961R	4.5x4	3	887838086471
711950096	CB1961R	4.5x4	4	887838094803
711950097	CB1961R	4.5x4	10	887838094810
711950098	CB1961R	4.5x4.5	10	887838086488
711950099	CB1961R	4.5x4.5	26D	887838088833
711950100	CB1961R	4.5x4.5	10B	887838086495
711950101	CB1961R	4.5x4.5	26	887838086501
711950102	CB1961R	4.5x4.5	32D	887838086518
711950103	CB1961R	4.5x4.5	32	887838086525
711950104	CB1961R	5x4.5	26D	887838086532
711950105	CB1961R	5x4.5	10B	887838086549
711950106	CB1961R	5x4.5	32D	887838086556
711950107	CB1961R	5x4.5	32	887838094827
711950108	CB1961R	5x5	26D	887838086563
711950109	CB1961R	5x5	10B	887838086570
711950110	CB1961R	5x5	32D	887838086587
711950111	CB1961R	6x4.5	26D	887838086594

EDP Number	Class Number	Size	Finish	UPC#
711950112	CB1961R	6x5	26D	887838094834
711950113	CB1961R NRP	4.5x4	32D	887838086600
711950114	CB1961R NRP	4.5x4	10B	887838086617
711950115	CB1961R NRP	4.5x4	26D	887838086624
711950116	CB1961R NRP	4.5x4	26	887838094841
711950117	CB1961R NRP	4.5x4	3	887838094858
711950118	CB1961R NRP	4.5x4	4	887838086631
711950119	CB1961R NRP	4.5x4	10	887838086648
711950120	CB1961R NRP	4.5x4.5	10	887838086655
711950121	CB1961R NRP	4.5x4.5	26D	887838087669
711950122	CB1961R NRP	4.5x4.5	10B	887838086662
711950123	CB1961R NRP	4.5x4.5	26	887838094865
711950124	CB1961R NRP	4.5x4.5	32D	887838086679
711950125	CB1961R NRP	4.5x4.5	32	887838094872
711950126	CB1961R NRP	5x4.5	26D	887838086686
711950127	CB1961R NRP	5x4.5	10B	887838086693
711950128	CB1961R NRP	5x4.5	32D	887838086709
711950129	CB1961R NRP	5x4.5	32	887838086716
711950130	CB1961R NRP	5x5	26D	887838086723
711950131	CB1961R NRP	5x5	10B	887838086730
711950132	IHTCB1961R	4.5x4.5	32D	887838086747
711950133	IHTCB1961R	5X4.5	32D	887838086754
711950134	CB1967R LH	5X4.5	26D	887838094889
711950135	CB1967R RH	5X4.5	26D	887838086761
711950136	CB1968R LH	5X4.5	26D	887838086778
711950137	CB1968R LH	5X4.5	10B	887838094896
711950138	CB1968R LH	5X4.5	32D	887838086785
711950139	CB1968R RH	5X4.5	26D	887838086792
711950140	CB1968R RH	5X4.5	10B	887838086808
711950141	CB1968R RH	5X4.5	32D	887838086815
711950142	CB1969R LH	5X4.5	26D	887838086822
711950143	CB1969R LH	5x4.5	10B	887838086839
711950144	CB1969R LH	5X4.5	32D	887838086846
711950145	CB1969R RH	5X4.5	26D	887838086853
711950146	CB1969R RH	5x4.5	10B	887838086860
711950147	CB1969R RH	5X4.5	32D	887838086877
711950148	CB1971R	4.5	26D	887838094902
711950149	CB1971R	4.5	10B	887838094919
711950150	CB1971R	4.5	32D	887838086884
711950151	CB1971R	5	26D	887838086891
711950152	CB1971R	5	32D	887838094926
711950153	CB1971R	5	10B	887838094933
711950154	CB1981R	4.5	10	887838094940
711950155	CB1981R	4.5	10B	887838094957
711950156	CB1981R	4.5	32D	887838094964
711950157	CB1981R	5	32D	887838094971
711950158	CB1981R	5	10B	887838094988
711950159	CB1981R	6	26D	887838094995
711950160	CB1991R	4.5	10	887838086907
711950161	CB1991R	4.5	10B	887838095008

EDP Number to Class Number Cross Reference (cont.)

Hinges & Door Accessories

EDP Number	Class Number	Size	Finish	UPC#
711950162	CBI991R	4.5	32D	887838086914
711950163	CBI991R	5	32D	887838086921
711950164	CBI991R	6	10B	887838095015
711950165	CBI991R	6	26D	887838095022
711950166	CECBI901R-54-LH	4.5x4	26D	887838086938
711950167	CECBI901R-54-LH	4.5x4	P	887838095039
711950168	CECBI901R-54-LH	4.5x4	10	887838095046
711950169	CECBI901R-54-LH	4.5x4	10A	887838095053
711950170	CECBI901R-54-LH	4.5x4	3	887838095060
711950171	CECBI901R-54-LH	4.5x4	10B	887838095077
711950172	CECBI901R-54-LH	4.5x4	26	887838095084
711950173	CECBI901R-54-LH	4.5x4.5	26D	887838086945
711950174	CECBI901R-54-LH	4.5x4.5	P	887838086952
711950175	CECBI901R-54-LH	4.5x4.5	10	887838095091
711950176	CECBI901R-54-LH	4.5x4.5	10A	887838095107
711950177	CECBI901R-54-LH	4.5x4.5	3	887838095114
711950178	CECBI901R-54-LH	4.5x4.5	10B	887838095121
711950179	CECBI901R-54-LH	4.5x4.5	26	887838086969
711950180	CECBI901R-56-LH	4.5x4	26D	887838086976
711950181	CECBI901R-56-LH	4.5x4	P	887838095138
711950182	CECBI901R-56-LH	4.5x4	10	887838095145
711950183	CECBI901R-56-LH	4.5x4	10A	887838095152
711950184	CECBI901R-56-LH	4.5x4	3	887838095169
711950185	CECBI901R-56-LH	4.5x4	10B	887838095176
711950186	CECBI901R-56-LH	4.5x4	26	887838095183
711950187	CECBI901R-56-LH	4.5x4.5	26D	887838086983
711950188	CECBI901R-56-LH	4.5x4.5	P	887838095190
711950189	CECBI901R-56-LH	4.5x4.5	10	887838095206
711950190	CECBI901R-56-LH	4.5x4.5	10A	887838086990
711950191	CECBI901R-56-LH	4.5x4.5	3	887838095213
711950192	CECBI901R-56-LH	4.5x4.5	10B	887838095220
711950193	CECBI901R-56-LH	4.5x4.5	26	887838095237
711950194	CECBI901R-58-LH	4.5x4	26D	887838087003
711950195	CECBI901R-58-LH	4.5x4	P	887838095244
711950196	CECBI901R-58-LH	4.5x4	10	887838095251
711950197	CECBI901R-58-LH	4.5x4	10A	887838095268
711950198	CECBI901R-58-LH	4.5x4	3	887838095275
711950199	CECBI901R-58-LH	4.5x4	10B	887838095282
711950200	CECBI901R-58-LH	4.5x4	26	887838095299
711950201	CECBI901R-58-LH	4.5x4.5	26D	887838087010
711950202	CECBI901R-58-LH	4.5x4.5	P	887838095305
711950203	CECBI901R-58-LH	4.5x4.5	10	887838095312
711950204	CECBI901R-58-LH	4.5x4.5	10A	887838087027
711950205	CECBI901R-58-LH	4.5x4.5	3	887838095329
711950206	CECBI901R-58-LH	4.5x4.5	10B	887838087034
711950207	CECBI901R-58-LH	4.5x4.5	26	887838095336
711950208	CECBI901R-66-LH	4.5x4	26D	887838087041
711950209	CECBI901R-66-LH	4.5x4	P	887838095343
711950210	CECBI901R-66-LH	4.5x4	10	887838095350
711950211	CECBI901R-66-LH	4.5x4	10A	887838095367

EDP Number	Class Number	Size	Finish	UPC#
711950212	CECBI901R-66-LH	4.5x4	3	887838095374
711950213	CECBI901R-66-LH	4.5x4	10B	887838095381
711950214	CECBI901R-66-LH	4.5x4	26	887838095398
711950215	CECBI901R-66-LH	4.5x4.5	26D	887838087058
711950216	CECBI901R-66-LH	4.5x4.5	P	887838095404
711950217	CECBI901R-66-LH	4.5x4.5	10	887838095411
711950218	CECBI901R-66-LH	4.5x4.5	10A	887838095428
711950219	CECBI901R-66-LH	4.5x4.5	3	887838095435
711950220	CECBI901R-66-LH	4.5x4.5	10B	887838095442
711950221	CECBI901R-66-LH	4.5x4.5	26	887838095459
711950222	CECBI901R-54-RH	4.5x4	26D	887838087065
711950223	CECBI901R-54-RH	4.5x4	P	887838095466
711950224	CECBI901R-54-RH	4.5x4	10	887838095473
711950225	CECBI901R-54-RH	4.5x4	10A	887838095480
711950226	CECBI901R-54-RH	4.5x4	3	887838095497
711950227	CECBI901R-54-RH	4.5x4	10B	887838095503
711950228	CECBI901R-54-RH	4.5x4	26	887838095510
711950229	CECBI901R-54-RH	4.5x4.5	26D	887838087072
711950230	CECBI901R-54-RH	4.5x4.5	P	887838095527
711950231	CECBI901R-54-RH	4.5x4.5	10	887838095534
711950232	CECBI901R-54-RH	4.5x4.5	10A	887838087089
711950233	CECBI901R-54-RH	4.5x4.5	3	887838095541
711950234	CECBI901R-54-RH	4.5x4.5	10B	887838095558
711950235	CECBI901R-54-RH	4.5x4.5	26	887838095565
711950236	CECBI901R-56-RH	4.5x4	26D	887838087096
711950237	CECBI901R-56-RH	4.5x4	P	887838095572
711950238	CECBI901R-56-RH	4.5x4	10	887838095589
700450082	CECBI91-12C	4.5" X 4.5"	3	
700450089	CECBI79-12C	5" X 4.5"	10B	

Quoting & Ordering

Price quotations are based on one (1) shipment to one (1) location, and are valid as identified in the quote but in no case longer than one year from the date of the quote. All exceptions will be evaluated on an individual basis.

All quotation requests will be provided by the dormakaba USA Inc. ("dormakaba USA") Representative where the project is located.

QUOTING PROCESS AND PROCEDURES: The following information is necessary to secure a price quotation from dormakaba USA.

- Distributor Name
- Distributor Location
- Distributor Contact Name and Phone Number
- Distributor e-mail contact
- Project Name
- Project Location
- Bid Date
- Architects Name, Phone Number and Architects Location
- Specification Writer Name, Phone Number and Location
- Competitive Influence / Specification

List of materials to be quoted Every attempt will be made by dormakaba USA to provide the price quotation in a timely manner. Upon completion, you will receive a copy of the quotation which will also include a valid quotation number. Once the project is secured, a copy of the quotation must accompany your purchase order and be forwarded to dormakaba USA Customer Service Department in Indianapolis for processing.

NON-STANDARD PRODUCT REQUEST: Please contact your dormakaba USA Representative to complete a Non-Standard Product Request Form.

All requests should be submitted to the following email address:
Email: product.request.us@dormakaba.com

Upon receipt of a special order request, dormakaba USA will review the configuration and determine if dormakaba USA is capable of making the special order product and will provide a response to the customer. If dormakaba USA is able to make the special order product, dormakaba USA will provide a specific sku/configuration to the customer for the special order product. This sku/configuration must be identified on all Purchase Orders. In addition, the Purchase Order must be marked as a "Special Order".

ORDERING: The following information is required for dormakaba USA to successfully process any order:

- Itemized Purchase Order (PO)
- dormakaba USA Approved Quote

Please send all orders to BAS-orderentry.us@dormakaba.com or by fax to 877-835-1030

NOTE: For detailed information on how to place an order for dormakaba USA products as well as BEST masterkey services please see the detailed section regarding "Best Ordering".

ADD ON ORDERS FOR QUOTED PROJECTS: To place an add-on order from a quoted project the Distributor must include the original quote, PO number and/or dormakaba USA's original order number. Add-On orders will be accepted for a period one (1) year from the original order date. Add-On orders received that are outside of the aforementioned period will be forwarded to the dormakaba USA Representative for re-quote.

STOCKING ORDERS: All orders for stock replenishment should be marked as "Stock" and indicate a "Ship To" address that coincides with the stocking Distributor warehouse location.

INCOMPLETE ORDER PROCESS: All orders are screened upon receipt for complete information. If an order is received incomplete, dormakaba USA Customer Service will make one (1) attempt to contact a Distributor directly for the missing requirements. If the information is not made available to dormakaba USA at that time the order will be referred to the local dormakaba USA Representative for resolution. All incomplete orders will be cancelled if not resolved after fourteen (14) calendar days.

PRICE DISCREPANCY PROCESS: All entered orders are reviewed by dormakaba USA Customer Service for accuracy and pricing consistency between the Distributor and dormakaba USA. Any order determined by dormakaba USA, in its sole and absolute discretion, to have a value greater than the Total Price shown on the Distributor purchase order will be held by dormakaba USA for a Price Discrepancy. dormakaba USA quotes are also reviewed to ensure that they are complete, approved, and match the PO. Due to pricing sensitivity, all price discrepancies must be resolved exclusively by your dormakaba USA Representative.

ORDER CANCELLATION/CHANGES: All requests for Order Cancellations and Changes (Quantity, Shipping, Finish, Function, etc) should be sent directly to dormakaba USA Customer Service. Requests via phone will be accepted, but must be accompanied by a written request. Factory Order Number, PO Number, Account Info, and Detailed Changes must be clearly indicated. Change requests can be submitted via the following methods:

Email: BAS-cshelp.us@dormakaba.com
Fax: 1-877-835-1030

All order cancellations or changes will be subject to a cancellation fee as defined in dormakaba USA's Terms and Conditions of Sale.

PRODUCTION SCHEDULING AND "DO NOT SHIP BEFORE" REQUESTS: All orders are scheduled for production and shipping based on current production lead times and availability. Scheduling is completed only when an order is released from both credit and pricing review.

Exceptions to this policy are made only when the PO is clearly marked: "Do Not Ship Before" followed by the date. (Required Date, Expected Date, etc. do not apply) These orders will be scheduled to ship on or after the date listed.

Changes to "Do Not Ship Before" dates are required in writing and should be sent to: BAS-cshelp.us@dormakaba.com.

Be advised, orders not clearly marked with a "Do Not Ship Before" designation will be payable within normal terms from the actual shipment date.

EXPEDITE REQUESTS:

- Expedite requests will be reviewed and accommodated by dormakaba USA based on production lead times and availability.
Email: BAS-expediterequest.us@dormakaba.com
- See the then current dormakaba USA Quick Ship Program for details.

WHOLESALE PURCHASE: Distributors are also free to utilize dormakaba USA's Authorized Wholesalers to purchase product. dormakaba USA does not make any guarantee of availability or pricing for purchases from an Authorized Wholesaler and the discounts afforded to Distributor by dormakaba USA shall not apply to purchases from an Authorized Wholesaler. The terms and conditions and price of product shall be as mutually agreed between Distributor and Wholesaler.

Returned Authorization (RA)

RA REQUESTS: A Return Authorization Form ("RA") must be utilized to return defective products still under warranty or products deemed repairable by dormakaba USA Inc. ("dormakaba USA"). All products returned to dormakaba USA must have a correct Return Authorization (RA) number applied to the outside of the shipping carton. All products must be returned within sixty (60) calendar days of RA issue date. This process can take up to seven (7) days after product is received at dormakaba USA's factory. If a defective product presents a security risk, an advance replacement may be requested.

RA PROCESS: Requests for warranty related returns can be initiated by submitting an e-mail to **BAS-rgacreditgrp.us@dormakaba.com**.

The RA Request Form must be completed entirely to process an RA. The following information will be needed:

- End User Name
- Account Number
- Contact Name
- Phone Number
- Purchaser Order Number
- Sales Order Number
- Item Number
- Item Quantity
- Description of the Problem

1. Upon review and approval of the submitted RA request, a claim number is logged and provided back to the requestor by a dormakaba USA Team member.
2. Once a claim number is issued, this number should be noted on all references and communications regarding the applicable situation to ensure a claim is easily identified.
3. Defective product should be returned to the address below. The shipment must be marked with the approved RA claim number to ensure prompt processing and attention. All shipping charges prepaid by customer.
dormakaba USA Inc.
Attn: Returns Department
6161 East 75th Street
Indianapolis, IN 46250
4. When material is received at dormakaba USA's factory, dormakaba USA will assess and determine the nature of the defect.
6. Defective goods are replaced upon dormakaba USA's determination.
6. Credit for material and freight is issued only if deemed appropriate by dormakaba USA. If approved, credit is initiated and a credit memo is mailed to the Distributor within fifteen (15) business days.

PURCHASE ORDERS:

A Purchase Order (PO) will be required if the Product is:

1. Defective and not under warranty, or
2. An advance replacement is required without verification of whether the product is defective and under warranty.

Please send Purchase Orders to the following:

- Preferred Method e-mail:
BAS-rgacreditgrp.us@dormakaba.com
- Fax: 1-877-835-1030

Returned Authorization (RA) Non-Warranty

RA POLICY: A Return Authorization Form ("RA") must be utilized to return products that are not defective and otherwise in a resalable condition. Only goods with an invoice date of less than one (1) year will be considered for a non-warranty related return. All materials returned to dormakaba USA Inc. ("dormakaba USA") for any reason (other than warranty), must have a correct RA number applied to the outside of the shipping carton. A standard re-stocking charge (of the purchase price) will be applied to the Distributor's account for orders returned, including orders that were placed by customer in error. Transportation charges of returned goods must be prepaid by the Distributor. All goods must be returned within sixty (60) calendar days of RA issue date. All goods must be returned in original packaging and be in resalable condition. Product not returned in saleable condition is subject to disposal by dormakaba USA with no credit issued. Commercial Hardware items that are special made to order items will not be returned under any circumstances.

RA PROCESS: Requests for non-warranty related returns can be initiated by submitting an e-mail to BAS-rgacreditgrp.us@dormakaba.com.

The RA Request Form must be completed entirely to process an RA. The following information will be needed:

- Company Name
 - Account Number
 - Contact Name
 - Purchaser Order Number
 - Sales Order Number
 - Item Number
 - Item Quantity
 - Phone Number
 - Description of the Problem
1. Upon review and approval of the submitted RA request, a claim number is logged and provided back to the requestor by a dormakaba USA Team member:
 2. Once a claim number is issued, this number should be noted on all references and communications concerning said RA.
 3. Product should be returned to the address below. The shipment must be marked with the approved RA claim number to ensure prompt processing and attention. All shipping charges prepaid by customer.

dormakaba USA Inc.
Attn: Returns Department
6161 East 75th Street
Indianapolis, IN 46250
 4. The RA will be processed once material is received at dormakaba USA's factory provided it is received in its original packaging and is in saleable condition.
 5. Credit is issued to the Distributor account and a credit memo is mailed to the Distributor.

Fulfillment Issues

Any quality issues (missing parts, wrong parts, handling, finish, etc) should be submitted electronically to: BAS-rgacreditgrp.us@dormakaba.com or your Local dormakaba USA Representative.

Please reference your original Purchase Order (PO) Number, Factory Order Number, Distributor Account, Contact Information (E-mail/Fax), and include a detailed description of the issue.

1) ITEMS MISSING FROM A SHIPMENT: If you have signed your shipment short, dormakaba USA Customer Service will promptly issue a No Charge replacement order for the missing products.

If the shipment was not signed short but after review, dormakaba USA Customer Service determines (based on shipping weights, packing lists, etc) that the order was indeed shipped short, a No Charge replacement will be issued.

If dormakaba USA Customer Service cannot verify a shipping error, an advance replacement order will be entered, charged, and expedited to the Distributor. The quality issue will be forwarded to the Return Authorization Credit Group for resolution.

If it is determined that the item was omitted from the order due to a dormakaba USA order entry error, a change order will be entered and expedited for the missing products.

Please see price book for further detail.

2) WRONG ITEMS RECEIVED (parts, handling, function, finish, etc): Advanced replacements will be issued for any wrong items received. **Such orders will be charged based on pricing/discounts from the original order.** The issue will be forwarded to dormakaba USA's Return Authorization Credit Group for resolution.

Any quality issue that is determined to be either a dormakaba USA order entry and/or manufacturing error will have an advanced replacement order entered and will be expedited. An RA will be issued to return the incorrect products. No re-stock fee will apply for dormakaba USA order entry and/or manufacturing errors.

Return Authorization Form Request

- Return for Replacement Return for Credit

Date of Request: _____
 Original Order: _____
 Date of Request: _____
 Original P.O.: _____
 Invoice #: _____
 Customer Name: _____
 Account Number: _____
 Address: _____
 City: _____
 State: _____ Zip: _____
 Contact Name: _____
 E-mail: _____
 Phone: _____

NATURE OF PROBLEM

- Manufacturing Defect
- Warranty Evaluation
- Missing Parts
- Wrong Material Received
- Wrong Material Ordered
- Wrong Quantity
- Return Inventory
- Other: _____

NOTE: All returns shall be subject to dormakaba USA Inc.'s current Terms of Sale and Warranty as outlined in the price catalog.

- Ship Replacement Material to Address Above Ship Replacement Material to Address on Order

DETAILED DESCRIPTION OF DEFECT OR REASON FOR RETURN

RETURN MATERIAL			
Line Item #	Quantity	Product Nomenclature	Product Description
Please e-mail completed form to BAS-rgacreditgrp.us@dormakaba.com or Fax to 1-877-835-1030			



CORPORATE HEADQUARTERS

6161 EAST 75TH STREET
INDIANAPOLIS, IN 46250 USA

Phone 855-365-2407

bestaccess.com

For questions about ordering and to be sure you get the right configuration for your needs, [contact your BEST dormakaba sales representative](#).
6161 East 75th Street, Indianapolis, IN 46250 USA | [855-365-2407](tel:855-365-2407) | bestaccess.com

BEST is a trademark of dormakaba Holding® 2022 All rights reserved. BEST is a member of the dormakaba Group, one of the top three providers for access and security solutions, globally.


PL76HI 01-24

dormakaba 



BEST Precision Exit Devices & Trims Price List

PL76 | January 2024



BEST: Setting the Standard for Security

What's New

This price book dated January 2024 contains updated product and pricing information. All changes are listed below and take effect January 2, 2024.

BEST Precision Exit Devices

- Prices increased by 3.7% (average)

Contents

General Information

Terms and Conditions of Sale	3
How to Order	6
Finishes	7

Wide Stile Devices

PRECISION 2100 – Rim – Reversible, Wide Stile	8
PRECISION 2200 – Surface Vertical Rod – Reversible, Wide Stile	9
PRECISION 2300 – Mortise - Handed, Wide Stile	10

Narrow Stile Devices

PRECISION 2400 – Rim - Non Handed, Narrow Stile	11
PRECISION 2600 – Concealed Vertical Rod - Non Handed, Narrow Stile	12

Wide Stile Devices

PRECISION 2700 – Wood Door Concealed Vertical Rod - Reversible, Wide Stile	13
PRECISION 2800 – Concealed Vertical Rod - Reversible, Wide Stile	14

Decorative Levers list Price

2900/4900 Series Trims	15
------------------------	----

PRECISION 5000 Series

PRECISION 5100 – Precision Rim - Non Handed	16
PRECISION 5200 – Surface Vertical Rod - Reversible	17

PRECISION 100, 200, 300 Series

PRECISION 100 – Rim - 100 Handed, R100 Reversible, Crossbar	18
PRECISION 200 – Surface Vertical Rod - Non Handed, Crossbar	19
PRECISION 300 – Mortise - Handed, Crossbar	20

Arm-A-Dor®

7R0 – Arm-A-Dor® – Security Exit Hardware	21
---	----

Trims

Precision Wide & Narrow Stile, & Trim	22
---------------------------------------	----

Mullions

Mullions	23
Strikes	24

Strikes & Accessories

Accessories	24
Electrical Products	25

Component Assemblies

Precision Component Assemblies - Wide Stile	27
Precision Component Assemblies - Narrow Stile	29
Precision Component Assemblies	30
Precision Component Assemblies - Crossbar	31
Precision Component Assemblies - Crossbar	32
Trim Components Assemblies	32

Miscellaneous

Weight Chart	33
Quoting & Ordering	34
BEST Cylinder and Precision Exit Device Orders	35
Returned Authorization (RA) Non-Warranty	36
Fulfillment Issues	36

Forms

Order Form	37
Return Authorization Form Request	38

NOTE: AS A RESULT OF BRAND MIGRATION FROM PRECISION TO BEST, PRECISION WILL BECOME THE PRODUCT NAME.

- APEX 2000 SERIES WILL NOW BE KNOWN AS BEST PRECISION 2000 SERIES
- RELIANT 5000 WILL NOW BE KNOWN AS BEST PRECISION 5000 SERIES
- OLYMPIAN 100; OLYMPIAN 200 AND OLYMPIAN 300 SERIES' WILL NOW BE KNOWN AS BEST PRECISION 100; 200 & 300 SERIES

Acceptance. The following Terms and Conditions of sale are applicable to all Quotations, Contract, Purchase Orders, Order Acknowledgement Forms, and sales of Seller's services and products, and are the only applicable terms and conditions thereto, except for terms establishing prices, quantities, delivery schedules, terms of payment, invoicing, shipping instructions, and the identification of the products associated with each transaction. If any conflict exists between the Terms and Conditions and a Quotation, Purchase Order, Order Acknowledgment form, or sale, these Terms and Conditions shall prevail BY REQUESTING A QUOTATION OF ORDERING ANY PRODUCTS OR SERVICES FROM SELLER, BUYER AGREES TO ALL THE FOLLOWING TERMS AND CONDITIONS. If a written contract signed by both parties is in existence covering the sale of the goods and services, the terms and conditions of the contract shall control to the extent they are inconsistent with these Terms and Conditions.

1. Order Procedure. Buyer may or may not request the preparation of a Quotation prior to ordering any products or services from Seller. Buyer then shall place a Purchase Order with Seller. By placing a Purchase Order, Buyer makes an offer to purchase products or services from Seller pursuant to these Terms and Conditions. Seller, in its discretion, may accept or reject the Purchase Order. If Seller accepts the Purchase Order, Seller shall issue an Order Acknowledgement Form confirming Buyer's order. No Purchase Order is binding on Seller unless accepted by Seller as provided in these Terms and Conditions.

2. Quotations. All Quotations by Seller are subject to change or withdrawal without prior notice to Buyer unless otherwise specifically stated in the Quotation. Quotation prices are valid on Purchase Orders placed within 90 days of the quote being issued, unless otherwise specifically stated in the quotation. If no order is placed within the stated time frame, prices may be adjusted to reflect the then-current published prices, surcharges, escalators, or other pricing adjustment due to, among other things, costs of materials, labor, transportation, taxes, duties, and other cost increases to Seller. All resulting Purchase Orders become effective only if and when approved and accepted in writing by Seller by the issuance of its Order Acknowledgement Form. Seller reserves the right to discontinue manufacture of any products or change products materials, design, or specifications without notice.

Quotation prices are valid on Purchase Orders placed within 90 days of the quote being issued, unless otherwise specifically stated in this quotation. If no order is placed within the stated time frame, prices may be adjusted to reflect the then-current published prices, surcharges, escalators, or other pricing adjustment due to, among other things, costs of materials, labor, transportation, taxes, duties, and other cost increases to Seller. All resulting Purchase Orders become effective only if and when approved and accepted in writing by Seller by the issuance of its Order Acknowledgement Form. All Quotations and resulting orders are subject to Seller's Terms and Conditions set forth in the price book

3. Site Requirements.

a. The Quotation is contingent upon all work being performed during normal business hours unless otherwise negotiated and a mutually agreeable schedule. The Quotation is calculated on one continuous installation engagement based on acceptable site conditions where other dependent scopes have completed preparation for proposed materials (i.e. electrical work, floor work, adjacent construction). When Buyer has given authorization for work to begin, no other scopes may impede Seller's ability to complete installation in agreed upon area. Seller reserves the right to invoice for costs that are incurred due to unacceptable site conditions or delays by others resulting in additional installation visits.

b. Signed acceptance by Buyer of shop drawings and/or submittals shall be interpreted as acceptance that proposed scope is the correct interpretation of construction documents. Any field verification and/or work required by others as detailed in the

submittal will be provided and coordinated by Buyer. Work shall not begin nor shall orders be placed for any projects until all shop drawings and submittals have been approved in writing by Buyer.

4. Warranty. Seller warrants only that all products sold pursuant to a Quotation or Purchase Order will conform to the description in the Price Book and will be free from defects in workmanship and materials. The duration of each product warranty is dependent on the particular product. Refer to EAD & DHW warranty statement. Extended warranties may be available for an additional cost. Seller is not responsible for defects or damages caused by wear and tear, consumable materials, vandalism, fires, storms, floods, acts of God, misuse, abuse or alteration by any company other than Seller. Seller further warrants that Buyer will receive good and valid title to the products. Any claim on account of nonconforming or defective products or for any other cause whatsoever shall conclusively be deemed waived by Buyer unless written notice thereof is given to Seller promptly after discovery but no later than sixty (60) days from date of shipment. Seller shall have the right either to replace or repair any nonconforming or defective products, to refund the purchase price upon return of the products, or to grant a reasonable allowance on account of such nonconformance or defect Seller's liability and Buyer's exclusive remedy for nonconforming or defective products shall be limited solely to replacement, repair, refund, or allowance as Seller may elect. Seller shall be given reasonable opportunity to investigate all claims and no materials shall be returned to Seller until after inspection and approval by Seller and receipt by Buyer of written shipping instructions from Seller. Buyer acknowledges and agrees that the remedies set forth in this paragraph are Buyer's exclusive remedies for the delivery of nonconforming or defective products.

Additional Warranties

- a) No credit will be provided for any work completed by others during warranty term.
- b) Warranty work will be performed during normal business hours with our standard response times. Any warranty work taking place beyond normal business hours or with expedited response time may be billable.
- c) Products repaired or replaced under the warranty are warranted only through the remainder of the original warranty period.

Disclaimer of Further Warranties. Except as set forth above, there is no warranty, representation, or condition of any kind, express or implied (including no warranty of merchantability or fitness of the products for any use contemplated by Buyer) concerning Seller's products or services and none shall be implied by law.

5. Limitation of Liability and Remedies. Seller shall not be liable, and Buyer waives all claims against Seller for any incidental, consequential, or special damages, including without limitation, lost revenues and profits even if Seller has been advised of the possibility of such damages. Buyer's exclusive remedy for any cause of action under these Terms and Conditions is a claim for damages and in no event will damages or any other recovery of any kind against Seller exceed the purchase price of the specific products or services as to which the claim is made. Seller will not be liable to Buyer for any loss, damage, or injury to persons or property resulting from the handling, storage, transportation, resale, or use of the products in manufacturing processes, or in combination with other substances, or otherwise.

6. Intellectual Property Indemnification. (a) Seller agrees to defend, indemnify and hold Buyer harmless against any claims, costs, damages, liability and expenses resulting from actual or alleged patent, trademark, or copyright infringement, misappropriation of confidential information, or violation of any other intellectual property right, domestic or foreign, in the selling or use of any part or product that is owned by Seller and that pertains to the subject matter of a Quotation, Purchase Order, or sale of products or services (provided that the product is not modified in

Terms and Conditions of Sale (con't)

General Information

anyway by Buyer or any other party, and that the product is used in the manner intended by Seller). If a suit or claim results in any injunction or any other order that would prevent Seller from supplying any product falling under a Quotation, Purchase Order, or sale, or if the result of such a suit or claim would, in the reasonable opinion of Seller, otherwise cause Seller to be unable

to supply such products, Seller shall have the right, at its option, if it so chooses, to do one or more of the following: (i) secure an appropriate license to permit Seller to continue supplying the products to Buyer; (ii) modify the relevant product so that it becomes non-infringing, provided that any modification does not cause any material change to the operation or performance of the product; or (iii) replace the relevant product with a non-infringing but practically equivalent product. (b) Buyer agrees to defend, indemnify, and hold Seller harmless against any claims, costs, damages, liability and expenses resulting from actual or alleged patent, trademark, or copyright infringement, misappropriation of confidential information, or violation of any other intellectual property right, domestic or foreign, in the making, using or selling of any product or using any process that is owned by Buyer or is designed or specified by Buyer and that pertains to the subject matter of a Quotation, Purchase Order, or sale.

7. Ownership of Inventions. All drawings, know-how, designs, confidential information, and the like disclosed to Buyer by Seller and all rights therein will remain the property of Seller. Buyer shall have no claim to, ownership interest in, no license to, or no rights to any information provided or communicated by Seller.

8. Lead Times. If applicable, lead times are based on standard requirements by factory to provide materials proposed. Ship dates will be provided as estimate only once order is placed with the factory. Adequate packaging will be provided for any normal shipping circumstance such that materials will be protected and labeled as required. Special packaging may be provided for an additional expense. Shipping will be cost effective unless expedited fees are accepted by Buyer. If materials are to be provided to job site or Buyer location, dormakaba will make an informed decision as to the best instruction to provide the shipping company. If materials are not required to have direct delivery, materials will be brought to branch for pickup by Buyer. All freight terms shall be FOB. Any claims for damage in transit or lost freight, receiving, and inspection of materials is the responsibility of Buyer. It is a requirement of Buyer to inspect and review all materials prior to accepting shipment.

9. Title/Risk of Loss. All products shall be shipped FOB Seller's manufacturing facility to Buyer's designated delivery location. Unless otherwise agreed by the parties, Seller shall select the method of and carrier for the products. Seller reserves the right to ship items in a single or in multiple shipments. Title and risk of loss to products ordered passes to Buyer upon delivery of the products to the freight carrier. Unless mutually agreed upon in writing, shipping dates are approximate and are based upon prompt receipt of all necessary information.

10. Prices. Quoted price is valid for 90 days. Seller reserve the right to revise quotations after the 90 days. All accepted Purchase Orders are subject to Seller's price in effect at time of shipment. Buyer shall be responsible for any increase in freight rates or transportation charges occurring after Seller prepared the Order Acknowledgment Form. on the Order Acknowledgment Form. Buyer shall pay to Seller in addition to the purchase price the amount of all fees, duties, licenses, and all sales, use, privilege, occupation, excise, or other taxes, federal, state, local, or foreign which Seller is required to pay or collect in connection with products or services sold to Buyer.

11. Payments. Unless otherwise agreed in writing between the parties, all Seller's invoices are payable within thirty (30) days of their date. Time is of the essence. Interest on past due amounts will be assessed at the rate of 2% per month (24% per annum), or the maximum allowable by law.

Seller reserves the right to full payment upon completion of work unless credit is pre-established. For any work requiring materials purchase or scheduling, a 50% deposit is due at time of proposal acceptance. Twenty

percent (20%) of the Quotation, Purchase Order value may be billed after job award. Joint check agreements may be requested at the discretion of Seller. If payment is outstanding for any one account, work may be stopped and outstanding orders cancelled until account is restored. Should Seller require the use of collection, attorney's fees, or fees for insufficient funds, Buyer agrees that these funds will be repaid to Seller. Seller retains the right to file a lien against all or part of the property being improved. Seller reserves the right to add a 2.5% charge if invoice becomes delinquent beyond terms.

12. Cancellation. In the event a Buyer's Purchase Order and the issuance of an Order Acceptance Form is cancelled, it will be subject to standard 35% restocking fees, cancellation fees, engineering fees, materials & freight costs incurred, and administrative fees. Standard cancellation is 20% of order as long as no materials have been ordered. Should Buyer release material orders, Buyer will be liable for that portion of the job and 20% of the remaining amount of work unperformed/unordered.

13. Storage. If applicable, Seller reserves the right to implement a storage fee if delivery is delayed after agreed upon date. Should project timeline require storage of materials, Seller reserves the right to bill for those materials at the time they have been received at a Seller location, Buyer location, or at job site. Certificate of insurance for stored materials can be provided to Buyer upon request. Signed acceptance by Buyer of shop drawings and/or submittals shall be interpreted as acceptance that proposed scope is the correct interpretation of construction documents. Any field verification and/or work required by others as detailed in the submittal will be provided and coordinated by Buyer.

14. Insolvency. Seller may, at any time or times, suspend performance of any order or require payment in cash, security, or other adequate assurance satisfactory to Seller when, in Seller's opinion, the financial condition of Buyer or other grounds for insecurity, including the filing of a petition for bankruptcy, warrant such action.

15. Force Majeure. Seller shall not be liable for any delay in fulfilling any order due to (a) fires, floods, strikes, or other labor disputes, accidents to machinery, acts of sabotage, riots, precedence or priorities granted at the request or for the benefit, directly or indirectly, of the federal or any state government or any subdivision or agency thereof, delays in transportation or lack of transportation facilities, restrictions imposed by federal or state legislation or rules of regulations thereunder; or (b) any cause beyond the control of Seller.

16. Ownership of Equipment. Unless otherwise agreed in a writing, all material, equipment, facilities, and special tooling, which term includes but is not limited to jigs, dies, fixtures, molds, patterns, special taps, special gauges, special test equipment, and manufacturing aids and replacements thereof, used in the manufacture of the products covered by any order shall remain the property of Seller. Any material, tooling, and equipment furnished to Seller by Buyer shall be and remain the personal property of Buyer with the title to and right of possession remaining in Buyer.

17. Confidential Information. All information furnished or made available by Seller to Buyer in connection with a transaction shall be held in confidence by Buyer. Buyer agrees not to use such information or disclose such information to others without Seller's prior written consent. The obligations of this paragraph does not apply to any information which (a) at the time of disclosure was, or thereafter becomes, generally available to the public by publication or otherwise through no breach by Buyer of any obligation herein, (b) Buyer can show by written records was in Buyer's possession prior to disclosure by the disclosing party, (c) is legally made available to Buyer by or through a third party having no direct or indirect confidentiality obligation to Seller with respect to such information, (d) was independently developed by Buyer without use of any of Seller's confidential information, or (e) is required to be disclosed pursuant to applicable law.

18. Waiver. No waiver by Seller of any of these Terms and Conditions shall be effective unless explicitly set forth in writing and signed by Seller. No failure to exercise, or delay in exercising, any rights, remedy, power,

Terms and Conditions of Sale (con't)

General Information

or privilege arising from these Terms and Conditions shall operate or be construed as a waiver thereof, nor shall any single or partial exercise of any right, remedy, power, or privilege hereunder preclude any other or further exercise thereof or the exercise of any other right, remedy, power or privilege.

19. Assignment. No assignment of any right or interest or delegation of any obligation or performance of Buyer under this order may be made without the prior written consent of Seller. Any attempted assignment or delegation will be wholly void and totally ineffective for all purposes.

20. Choice of Law. All sales, agreements for sale, offers to sell, proposals, acknowledgments and contracts of sale, including, but not limited to, Purchase Orders accepted by Seller, shall be considered a contract under the laws of the State of Delaware, and the rights and duties of all persons, and the construction and effect of all provisions hereof, shall be governed by and construed according to the laws of the State of Delaware.

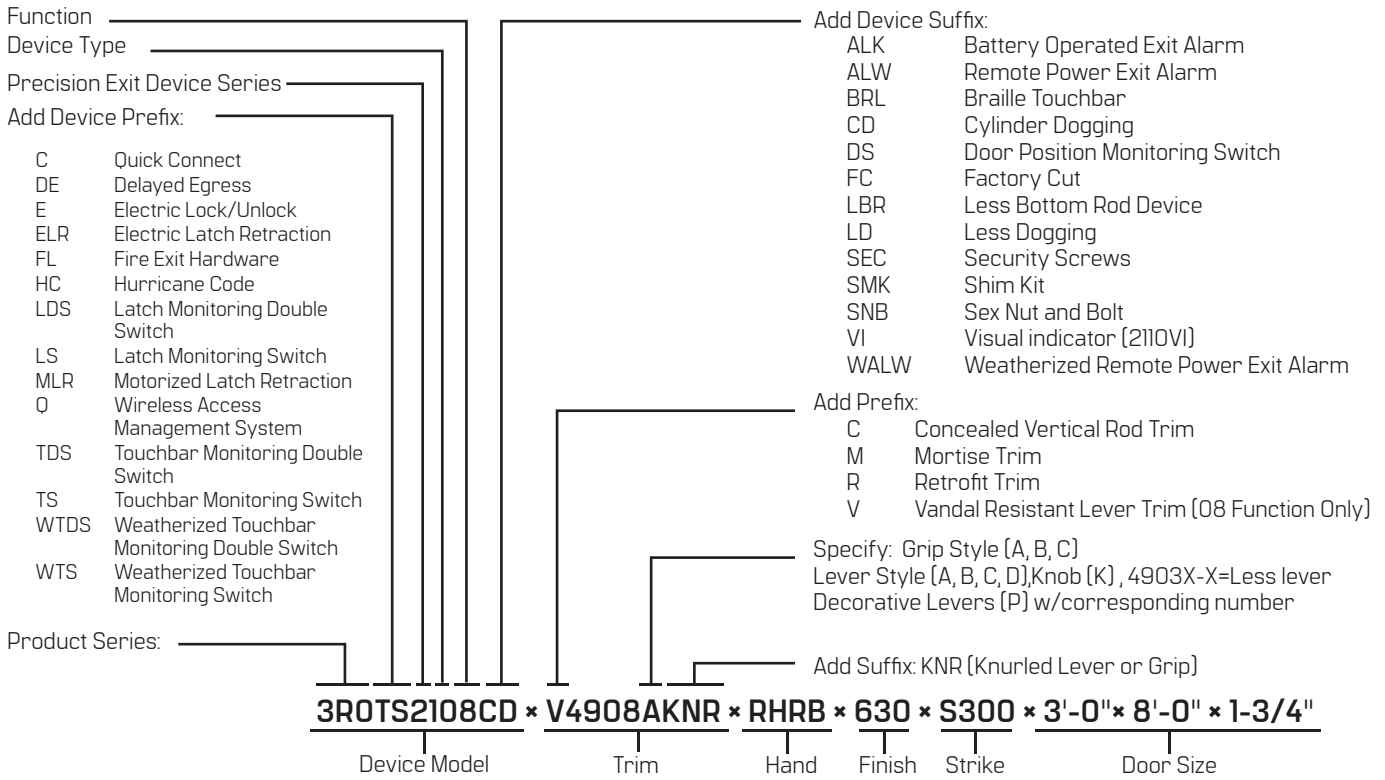
21. Integration Clause. These Terms and Conditions constitute the entirety of terms and conditions, except as set forth in paragraph one, governing the sale and purchase of products and services sold by Seller. No modification of these Terms and Conditions shall be of any force or effect unless in writing and signed Seller and Buyer. Buyer may desire to utilize its own form of acknowledgment or acceptance of these Terms and Conditions. However, the use of any such form shall be for convenience only. No modification of these Terms and Conditions shall be affected by the acknowledgment or acceptance of purchase orders, shipping instruction forms, bills of lading or any other document containing terms or conditions at variance with or in addition to those set forth herein, all such varying or additional terms being hereby objected to and rejected by Seller and deemed to be waived by Buyer.

22. Installation Projects. Communication: Buyer shall communicate all of these installation terms to any end-user receiving installation services from dormakaba. **Work Execution:** Any installation quote is prepared with the understanding that openings within the scope of work ("Work") have doors and frames in good working order. dormakaba will perform the Work in the order set forth in a field survey conducted by an end-user, an end-user consultant, or Buyer prior to beginning the installation. Work shall occur weekdays during normal business hours (M-F, 8am – 5pm, local time). Work performed outside of normal business hours is available at a rate of 135% of the normal base rate. Any Work requested to be performed outside of normal business hours will require start and stop time confirmation with installation site, such start and stop time to be obtained by the Buyer or the end-user. Installation Projects are performed as one continuous installation event, from commencement until the completion of the installation. Unless specifically noted otherwise in writing, there will be additional charges for delays or additional trips not caused by dormakaba. Commencement of installation is conditioned on acceptable site conditions, including the completion of dependent scopes of work (e.g., electrical work, keying meetings, distribution of credentials). When Buyer or end-user has given authorization for work to begin, Buyer or end-user shall ensure no other scopes may impede dormakaba's ability to complete installation in agreed upon area. dormakaba reserves the right to assess a fee for costs incurred due to unacceptable site conditions or delays by others resulting in additional installation visits. Union labor, prevailing wage, and certified payroll are excluded from the installation quote unless otherwise set forth in writing. Insurance certificates will be provided upon request. Coverage is limited to the types and amounts set forth on the insurance certificate. Includes execution of materials only as detailed within proposal. **Additional Charges:** Additional charges may be assessed for delays or additional install time to correct any deficiencies or discrepancies between scope of work and actual jobsite. Any dormakaba materials delivered to Buyer but missing from installation site will be reordered at customer's expense. Any hardware changes or change orders shall be quoted on a separate proposal and timeline. **Storage:** dormakaba reserves the right to assess a storage fee if Buyer or end-user causes delivery to be delayed after the agreed upon delivery date. Should project timeline require storage of materials after delivery to Buyer or end-user, through no act or omission of dormakaba, dormakaba reserves the right to assess a storage fee, Buyer location, or at job site. Certificate of insurance for stored materials can be provided to Buyer upon request. **Exclusions:** Unless explicitly included in the installation quote, these are excluded: Distribution to staff of any form

of keys, fobs or cards or credentials; any temporary security, barricades, or signage; all carpentry work outside of this specification including drywall, paint, framing, patching of existing holes, etc.; union labor, prevailing wage & certified payroll unless noted otherwise; permits are the responsibility of the end-user; Any special consideration for asbestos and lead paint hazards; any bonds; disposal of material and packaging; damage from negligence, vandalism or Force Majeure; cleaning of site beyond broom clean; cost for special insurance requirements; consumable materials (e.g., batteries); any electrical work including 120v connections and low voltage wiring pulls; and other similar categories of labor and materials not included in the installation quote.

23. Installation Warranty dormakaba will provide one (1) year warranty on materials to be free from manufacturer defects and on installation labor performed. Extended warranties are available for an additional cost. dormakaba is not responsible for defects or damages caused by wear and tear, consumable materials (e.g., batteries), vandalism, fires, storms, floods, acts of God, misuse, abuse, or alteration on by any company other than dormakaba. No credit will be provided for any work completed by others during warranty term. dormakaba reserves the right to withhold the performance of warranty work if Buyer payments have become past due. Warranty work will be performed during normal business hours with our standard response times. Any warranty work taking place beyond normal business hours or with expedited response time may be billable. In the event that Buyer, its agents, employees, successors, and/or assigns tampers with, misuses, removes any parts, or adds any parts or equipment, Buyer agrees to indemnify, save and hold harmless dormakaba, its agents, employees, successors, and/or assigns, from any and all liability, damages, or losses, including reasonable attorney's fees, arising out of, or incidental to, the aforementioned conduct. dormakaba warrants that all goods manufactured by dormakaba and all services provided by dormakaba hereunder will be free from defects in workmanship and materials for twelve (12) months from the date of final project invoice to the carrier, unless sold as "With All Faults", "Shop", "As Is", "As They Stand" or other similar designation. Products repaired or replaced under the warranty are warranted only through the remainder of the original warranty period.

April 2023



DEVICE ONLY: List quantity, device model w/function, hand, finish, strike, and door size including thickness.
 Note: For greater exit device mounting heights, see extended bottom rods.

FINISHES

For standard finishes in each series, see individual product pages. For other finishes, consult factory.

BHMA	US	DESCRIPTION
600*	USP	Primed for Paint
605	US3	Bright Brass, Clear Coated
606	US4	Satin Brass, Clear Coated
612	US10	Satin Bronze, Clear Coated
613	US10B	Satin Bronze, Oxidized, Oil Rubbed
622		Powder Coat Black
625	US26	Bright Chrome Plated
626W		Weatherized Satin Chrome
628	US28	Satin Aluminum, Clear Anodized
630	US32D	Satin Stainless Steel
630AM		Satin Stainless Steel with UltraShield™ Antimicrobial coating
689*	---	Aluminum Paint / Powder Coat
690		Powder Coat Dark Bronze
695*	---	Dark Bronze Paint / Powder Coat

UltraShield™ Antimicrobial finish coating option available to Precision & Precision Exit Devices & Trims. 630AM list price add \$90.00 Exit Devices, \$37.00 Trims

SPLIT FINISHES

When split finish is specified, the finish listed first is for outside trim. To obtain proper list price, add "Device Only" price [see specific device page], to appropriate "Trim" price. *Mullion finishes 689 & 695 finishes for Precision series exit devices.

DEVICES FOR DOOR WIDTHS

Stock Size for 3'-0" or 4'-0" wide door is available for all series of devices. Stock Size for 2'-0" to 2'-6" wide door is also available for Precision wide stile only. For factory cutting add \$23.00 list per device cutting charge (FC). Please provide cut required details. Factory cuts limit product option capability.

DOOR THICKNESS

Rim and Surface Vertical Rod exit device accommodates doors ranging from 1-3/4"– 2-1/4" Mortise and Concealed Vertical Rod exit devices accommodate 1-3/4" thick doors. For applications exceeding the door thickness referenced above, please consult Product Support. Additional charges will apply.

FASTENERS

Furnished standard with machine screws and full thread wood/sheet metal screws. Specify Sex Nuts and Bolts "SNB" where recommended or required by the door manufacturer.

SEX NUTS & BOLTS (Not furnished standard)

1/4-20 Thread – When used with top & bottom surface vertical rod latches: (Part # 02399-91 x Finish).


10-24 Thread – When used with end cap bracket, active case and rod guides: (Part # 02408-91 x Finish). If Sex Nuts and Bolts are required, see individual device pages for quantity required and pricing. To order separately, specify "SNB" x Finish. See exit device page for sex bolt pricing.

SECURITY SCREWS

All exposed screws will be Torx® pin tamper resistant machine screws. Specify "SEC" Security Screws. If Security Screws are specified see individual device pages for the price.

2100 – Precision Rim – Reversible, Wide Stile

Wide Stile Devices



Pull Trim



Lever/Knob Trim

Outside Function		Device × Trim	628	606, 612 613, 622, 630, 690	626W Weatherized	605, 625
Pull Trim:						
01	Exit only, cover plate	2101 × 1701	2,217.00	2,552.00	2,790.00	2,852.00
02	Exit only, dummy trim	2102 × 1702A	2,483.00	2,818.00	3,056.00	3,131.00
03	Key retracts latchbolt	2103 × 1703A				
05	Key controls thumb piece	2105 × 1705A	2,663.00	2,998.00	3,236.00	3,315.00
15	Thumb piece always active	2115 × 1715A				

(Devices with 2000C Series Trim are the same price)

Lever/Knob Trim:						
01	Exit only, cover plate	2101 × 4901	2,274.00	2,609.00	2,847.00	2,904.00
02	Exit only, dummy trim	2102 × 4902A	2,766.00	3,101.00	3,339.00	3,524.00
03	Key retracts latchbolt	2103 × 4903A or 4903X				
08	Key controls lever/knob	2108 × 4908A	2,951.00	3,286.00	3,524.00	3,709.00
08	Key controls lever	2108 × V4908A				
14	Lever/knob always active	2114 × 4914A	3,458.00	3,795.00	4,076.00	4,261.00
10*	Inside key controls lever/knob Outside key retracts latchbolt	2110 × 4908A 2110 × V4908A				
10VI*	Inside key controls lever/knob, Includes Visual Lock/Unlock Indicator, Outside key retracts latchbolt	2110VI × 4908A or V4908A	3,743.00	4,064.00	4,368.00	4,553.00

Lock/Unlock Indicator, Outside key retracts latchbolt

Device Only:						
	01, 02, 03, 05, 08, 14, 15	21, 2101, 2102, 2103*, 2105, 2108, 2114, 2115	2,026.00	2,361.00	2,599.00	2,599.00

*2103 Device × Cylinder Only Application includes Cylinder Attachment Kit "CA-03"

* Double cylinder 10 & 10VI function is handed. Rim cylinder or thumb-turn sold separately. Hex or cylinder dogging not recommended for use with 2110 & 2110VI double cylinder function.

E	Elec. Device Electric Lock/Unlock Outside Trim	E2103 × 4908A E2103 × V4908A	3,762.00	4,097.00	4,335.00	4,520.00
---	---	---------------------------------	----------	----------	----------	----------

FL Fire Rated Hardware Specify prefix "FL" [e.g. FL2103] Dogging option NOT available Add 251.00

Options

Prefix	(add to device #)	Add	Suffix	(add to device #)	Add
C	Pre-Terminated Quick Connect Plug **	N/C	ALK	Exit Alarm: battery operated kit (9V battery included)	830.00
DE	Delayed Egress: REQUIRES PSI61-6 Power Supply	2351.00	ALW	Exit Alarm: remote power kit (12 or 24 VDC)	830.00
E	Electric Lock/Unlock with Lock/Unlock monitoring (see above)	-	BRL	Braille Touchbar	142.00
ELR	Electric Latch Retraction: REQUIRES ELR150 Series Power Supply	1,155.00	CD	Cylinder Dogging: 1-1/4" Mortise Cylinder not included	127.00
HC	Hurricane Code Device	57.00	DS	Door Position Monitoring Switch	176.00
LDS	Latchbolt Monitoring Double Switch	391.00	FC	Factory Cut	23.00
LS	Latchbolt Monitoring Switch	320.00	LD	Less Dogging	-
MLR	Motorized Latch Retraction	1,362.00	SEC	Security Screws	74.00
Q	Wireless Access Management System	701.00	SNB	Sex Nut and Bolt (6 req'd) without Trim	114.00
TDS	Touchbar Monitoring Double Switch	403.00	SNB	Sex Nut and Bolt (2 req'd) with Trim	38.00
TS	Touchbar Monitoring Switch	331.00	WALW	Weatherized Exit Alarm: Remote power (24 VDC)	1,077.00
WTDS	Weatherized Touchbar Monitoring Double Switch	583.00			
WTS	Weatherized Touchbar Monitoring Switch	466.00			

NOTES: • UltraShield™ Antimicrobial finish coating option available to Precision Exit Devices & Trims.

- 630AM list price for Exit Devices Add 90.00
- 630AM list price for Trims Add 37.00

• Devices for Retrofit Applications prefix Trim with the letter "R" [e.g. R4908A].
• Devices are priced less cylinders. If cylinder is required please see cylinders.

• Devices for 3'-0" door are furnished standard.

• Devices for 2'-6" & 4'-0" doors are available at **no extra charge**.

** See Hinges & Door Accessories price book for Wire Harness product

SPLIT FINISHES: When split finish is specified, the finish listed first is for outside trim. To obtain proper list price, add "Device Only" price to appropriate "Trim" price.

To Order: Specify: Device No. with options × Trim × Hand × Finish × Door Width, Height and Thickness.

2200 – Precision Surface Vertical Rod – Reversible, Wide Stile

Wide Stile Devices



Pull Trim



Lever/Knob Trim

Outside Function	Device × Trim	628	606, 612 613, 622, 630, 690	626W Weatherized	605, 625	
Pull Trim:						
01 Exit only, cover plate	2201 × 1701	3,105.00	3,456.00	3,730.00	3,792.00	
02 Exit only, dummy trim	2202 × 1702A	3,371.00	3,722.00	3,996.00	4,071.00	
03 Key retracts latchbolt	2203 × 1703A					
05 Key controls thumb piece	2205 × 1705A	3,551.00	3,902.00	4,176.00	4,255.00	
15 Thumb piece always active	2215 × 1715A					
[Devices with 2000C Series Trim are the same price]						
Lever/Knob Trim:						
01 Exit only, cover plate	2201 × 4901	3,162.00	3,513.00	3,787.00	3,844.00	
02 Exit only, dummy trim	2202 × 4902A	3,654.00	4,005.00	4,279.00	4,464.00	
03 Key retracts latchbolt	2203 × 4903A or 4903X					
08 Key controls lever/knob	2208 × 4908A	3,839.00	4,190.00	4,464.00	4,649.00	
08 Key controls lever	2208 × V4908A					
14 Lever/knob always active	2214 × 4914A					
Device Only:						
	01, 02, 03, 05, 08, 14, 15	22, 2201, 2202, 2203*, 2205, 2208, 2214, 2215	2,914.00	3,265.00	3,539.00	3,539.00
*2203 Device × Cylinder Only Application includes Cylinder Attachment Kit "CA-03"						
E	Elec. Device [see above]	E2203 × 4908A	4,966.00	5,317.00	5,591.00	5,776.00
FL	Fire Rated Hardware Specify prefix "FL" (e.g. FL2103) Dogging option NOT available					Add 251.00

Options

Prefix (add to device #)	Add	Suffix (add to device #)	Add
C Pre-Terminated Quick Connect Plug **	N/C	ALK Exit Alarm: battery operated kit (9V battery included)	830.00
DE Delayed Egress: REQUIRES PS161-6 Power Supply	2,351.00	ALW Exit Alarm: remote power kit (12 or 24 VDC)	830.00
ELR Electric Latch Retraction: REQUIRES ELR150 Series Power Supply	1,155.00	BRL Braille Touchbar	142.00
HC Hurricane Code Device	57.00	CD Cylinder Dogging: 1-1/4" Mortise Cylinder not included	127.00
LS Latchbolt Monitoring Switch	320.00	DS Door Position Monitoring Switch	176.00
MLR Motorized Latch Retraction	1,362.00	FC Factory Cut	23.00
Q Wireless Access Management System	701.00	LBR Less Bottom Rod (no extra charge)	-
TDS Touchbar Monitoring Double Switch	403.00	LD Less Dogging	-
TS Touchbar Monitoring Switch	331.00	SEC Security Screws	74.00
WTDS Weatherized Touchbar Monitoring Double Switch	583.00	SNB SNB Sex Nut and Bolt (10 req'd - not including rod guides) without Trim	190.00
WTS Weatherized Touchbar Monitoring Switch	466.00	SNB SNB Sex Nut and Bolt (8 req'd - not including rod guides) LBR Device without Trim	152.00
		SNB SNB Sex Nut and Bolt (6 req'd - not including rod guides) with Trim	114.00
		SNB SNB Sex Nut and Bolt (4 req'd - not including rod guides) LBR Device with Trim	76.00
		TMB Transom Bracket	91.00
		WALW Weatherized Exit Alarm: remote power (24 VDC)	1,077.00

NOTES: • UltraShield™ Antimicrobial finish coating option available to Precision Exit Devices & Trims.
 - 630AM list price for Exit Devices Add 90.00
 - 630AM list price for Trims Add 37.00

- Devices for Retrofit Applications prefix Trim with the letter "R" (e.g. R4908A)
- Devices are priced less cylinders. If cylinder is required please see cylinders.
- Devices for 3'-0" door are furnished standard.
- Devices for 2'-6" & 4'-0" doors are available at **no extra charge**.
- Top Rod for 7'-0" high door is furnished standard.
- Top Rod for 8'-0" to 12'-0" high door is available at **no extra charge**. [See catalog for fire rating].

* Rod and Latch Guards provided by others


** See Hinges & Door Accessories price book for Wire Harness product

SPLIT FINISHES: When split finish is specified, the finish listed first is for outside trim. To obtain proper list price, add "Device Only" price to appropriate "Trim" price.

To Order: Specify: Device No. with options × Trim × Hand × Finish × Door Width, Height and Thickness.

2300 – Precision Mortise - Handed, Wide Stile

Wide Stile Devices



Pull Trim



Lever/Knob Trim

Outside Function		Device × Trim	628	606, 612 613, 622, 630, 690	626W Weatherized	605, 625
Pull Trim:						
01	Exit only, cover plate	2301 × 1701	3,055.00	3,409.00	3,672.00	3,734.00
02	Exit only, dummy trim	2302 × 1702A	3,321.00	3,675.00	3,938.00	4,013.00
03	Key retracts latchbolt	2303 × 1703A				
05	Key controls thumb piece (A grip only)	2305 × M1705A	3,501.00	3,855.00	4,118.00	4,197.00
15	Thumb piece always active (A grip only)	2315 × M1715A				
(Devices with M2000C Series Trim are the same price) (Note: B & C grip pull handles are not available in the 05 and 15 functions)						
Lever/Knob Trim:						
01	Exit only, cover plate	2301 × 4901	3,112.00	3,466.00	3,729.00	3,786.00
02	Exit only, dummy trim	2302 × 4902A	3,604.00	3,958.00	4,221.00	4,406.00
03	Key retracts latchbolt	2303 × M4903A or M4903X				
08	Key controls lever/knob	2308 × M4908A	3,789.00	4,143.00	4,406.00	4,591.00
08	Key controls lever	2308 × VM4908A				
14	Lever/knob always active	2314 × M4914A	4,296.00	4,652.00	4,958.00	5,143.00
10	Inside key controls lever/knob Outside key retracts latchbolt	2310 × M4908A 2310 × VM4908A				
10	Inside key controls lever/knob	2310 × M4914A				
Device Only:						
	01, 02, 03, 05, 08, 14, 15	2301, 2302, 2303, 2305, 2308, 2314, 2315	2,864.00	3,218.00	3,481.00	3,481.00
*2103 Device × Cylinder Only Application includes Cylinder Attachment Kit "CA-03"						
E	Elec. Device Electric Lock/Unlock Outside Trim	E2303 × M4908A E2303 × VM4908A	4,757.00	5,111.00	5,374.00	5,559.00
FL	Fire Rated Hardware Specify prefix "FL" (e.g FL2303) Dogging option NOT available					Add 251.00

Options

Prefix	(add to device #)	Add	Suffix	(add to device #)	Add
C	Pre-Terminated Quick Connect Plug **	N/C	ALK	Exit Alarm: battery operated kit (9V battery included)	830.00
DE	Delayed Egress: REQUIRES PSI61-6 Power Supply	2,351.00	ALW	Exit Alarm: remote power kit (12 or 24 VDC)	830.00
E	Electric Lock/Unlock with Lock/Unlock monitoring (see above)	-	BRL	Braille Touchbar	142.00
ELR	Electric Latch Retraction: REQUIRES ELR150 Series Power Supply	1,155.00	CD	Cylinder Dogging: 1-1/4" Mortise Cylinder not included	127.00
HC	Hurricane Code Device	57.00	DS	Door Position Monitoring Switch	176.00
LS	Latchbolt Monitoring Switch	320.00	FC	Factory Cut	23.00
MLR	Motorized Latch Retraction	1,362.00	LD	Less Dogging	-
TDS	Touchbar Monitoring Double Switch	403.00	SEC	Security Screws	74.00
TS	Touchbar Monitoring Switch	331.00	SNB	Sex Nut and Bolt (6 req'd) without Trim	114.00
WTDS	Weatherized Touchbar Monitoring Double Switch	583.00	SNB	Sex Nut and Bolt (2 req'd) with Trim	38.00
WTS	Weatherized Touchbar Monitoring Switch	466.00	WALW	Weatherized Exit Alarm: Remote power (24 VDC)	1,077.00

NOTES:

- UltraShield™ Antimicrobial finish coating option available to Precision Exit Devices & Trims.
 - 630AM list price for Exit Devices Add 90.00
 - 630AM list price for Trims Add 37.00
- Devices are priced less cylinders. If cylinder is required please see cylinders.
- Devices for 3'-0" door are furnished standard.


- For mortise lock body ONLY.
- For 2'-6" & 4'-0" doors are available at **no extra charge**.
- ** See Hinges & Door Accessories price book for Wire Harness product.

SPLIT FINISHES: When split finish is specified, the finish listed first is for outside trim. To obtain proper list price, add "Device Only" price to appropriate "Trim" price.

To Order: Specify: Device No. with options × Trim × Hand × Finish × Door Width, Height and Thickness.

2400 – Precision Rim - Non Handed, Narrow Stile

Narrow Stile Devices



Pull Trim



Lever/Knob Trim

Outside Function	Device × Trim	628	606, 612 613, 622, 630, 690	626W Weatherized	605, 625
Pull Trim:					
01 Exit only, cover plate	2401 × 2001	2,410.00	2,750.00	2,995.00	3,057.00
02 Exit only, dummy trim	2402 × 2002C	2,676.00	3,016.00	3,261.00	3,336.00
03 Key retracts latchbolt	2403 × 2003C				
Lever/Knob Trim:					
01 Exit only, cover plate	2401 × 2901	2,467.00	2,807.00	3,052.00	3,109.00
02 Exit only, dummy trim	2402 × 2902A	2,959.00	3,299.00	3,544.00	3,729.00
03 Key retracts latchbolt	2403 × 2903A				
08 Key controls lever	2408 × 2908A	3,144.00	3,484.00	3,729.00	3,914.00
14 Lever always active	2414 × 2914A				
Device Only:					
	01, 02, 03, 08, 14	2,219.00	2,559.00	2,804.00	2,804.00
*2403 Device × Cylinder Only Application includes Cylinder Attachment Kit *NCA-03*.					
FL	Fire Rated Hardware Specify prefix "FL" (e.g. FL2403) Dogging option NOT available				Add 251.00

Options

Prefix	(add to device #)	Add	Suffix	(add to device #)	Add
C	Pre-Terminated Quick Connect Plug **	N/C	ALK	Exit Alarm: battery operated kit (9V battery included)	830.00
DE	Delayed Egress: REQUIRES PSI61-6 Power Supply	2,351.00	ALW	Exit Alarm: remote power kit (12 or 24 VDC)	830.00
ELR	Electric Latch Retraction: REQUIRES ELR150 Series Power Supply	1,155.00	BRL	Braille Touchbar	142.00
MLR	Motorized Latch Retraction	1,362.00	CD	Cylinder Dogging: 1-1/4" Mortise Cylinder not included	127.00
TDS	Touchbar Monitoring Double Switch	403.00	DS	Door Position Monitoring Switch	176.00
TS	Touchbar Monitoring Switch	331.00	FC	Factory Cut	23.00
WTDS	Weatherized Touchbar Monitoring Double Switch	583.00	LD	Less Dogging	-
WTS	Weatherized Touchbar Monitoring Switch	466.00	SEC	Security Screws	74.00
NOTES:			SNB	SNB Sex Nut and Bolt (4 req'd) without Trim	76.00
			SNB	SNB Sex Nut and Bolt (2 req'd) with Trim	38.00
			WALW	Weatherized Exit Alarm: Remote power (24 VDC)	1,077.00

- UltraShield™ Antimicrobial finish coating option available to Precision Exit Devices & Trims.
 - 630AM list price for Exit Devices Add 90.00
 - 630AM list price for Trims Add 37.00
- Devices are priced less cylinders. If cylinder is required please see cylinders.
- 2403 × 2903A Device uses Rim Cylinder, 2408 × 2908A Device uses Mortise Cylinder.
- Devices for 3'-0" door are furnished standard.
- Devices for 4'-0" doors are available at **no extra charge**.


** See Hinges & Door Accessories price book for Wire Harness product

SPLIT FINISHES: When split finish is specified, the finish listed first is for outside trim. To obtain proper list price, add "Device Only" price to appropriate "Trim" price.

To Order: Specify: Device No. with options × Trim × Hand × Finish × Door Width, Height and Thickness.

2600 – Precision Concealed Vertical Rod - Non Handed, Narrow Stile

Narrow Stile Devices



Pull Trim

Outside Function	Device × Trim	628	606, 612 613, 622, 630, 690	626W Weatherized	605, 625	
Pull Trim:						
01 Exit only, cover plate	2601 × 2901	3,609.00	3,980.00	4,258.00	4,315.00	
02 Exit only, dummy trim	2602 × 2902A	4,101.00	4,472.00	4,750.00	4,935.00	
03 Key retracts latchbolt	2603 × 2903A					
08 Key controls lever	2608 × 2908A	4,286.00	4,657.00	4,935.00	5,120.00	
14 Lever always active	2614 × 2914A					
Device Only:						
	01, 02, 03, 08, 14	2601, 2602, 2603*, 2608, 2614	3,361.00	3,732.00	4,010.00	4,010.00

*2603 Device × Cylinder Only Application includes Cylinder Attachment Kit "NCA-03"

FL	Fire Rated Hardware Specify prefix "FL" (e.g. FL2603) Dogging option NOT available	Add 251.00
----	---	-------------------

Options

Prefix	(add to device #)	Add	Suffix	(add to device #)	Add
C	Pre-Terminated Quick Connect Plug **	N/C	ALK	Exit Alarm: battery operated kit (9V battery included)	830.00
DE	Delayed Egress: REQUIRES PSI61-6 Power Supply	2,351.00	ALW	Exit Alarm: remote power kit (12 or 24 VDC)	830.00
ELR	Electric Latch Retraction: REQUIRES ELR150 Series Power Supply	1,155.00	BRL	Braille Touchbar	142.00
MLR	Motorized Latch Retraction	1,362.00	CD	Cylinder Dogging: 1-1/4" Mortise Cylinder not included	127.00
TDS	Touchbar Monitoring Double Switch	403.00	DS	Door Position Monitoring Switch	176.00
TS	Touchbar Monitoring Switch	331.00	FC	Factory Cut	23.00
WTDS	Weatherized Touchbar Monitoring Double Switch	583.00	LBR	Less Bottom Rod (no extra charge)	-
WTS	Weatherized Touchbar Monitoring Switch	466.00	LD	Less Dogging	-
NOTES:			SEC	Security Screws	74.00
<ul style="list-style-type: none"> UltraShield™ Antimicrobial finish coating option available to Precision Exit Devices & Trims. - 630AM list price for Exit Devices Add 90.00 - 630AM list price for Trims Add 37.00 Devices are priced less cylinders. If cylinder is required please see cylinders. 2603 × 2903A Device uses Rim Cylinder; 2608 × 2908A Device uses Mortise Cylinder. Devices for 3'-0" door are furnished standard. Devices for 4'-0" doors are available at no extra charge. 			SNB	SNB Sex Nut and Bolt (4 req'd) without Trim	76.00
			SNB	SNB Sex Nut and Bolt (2 req'd) with Trim	38.00
			WALW	Weatherized Exit Alarm: Remote power (24 VDC)	1,077.00


• Top Rod for 6'-8" to 8'-0" high door is furnished standard.
 • Top Rod for 8'-0" to 10'-0" high door is available at **no extra charge** [See catalog for fire rating].
 ** See Hinges & Door Accessories price book for Wire Harness product

SPLIT FINISHES: When split finish is specified, the finish listed first is for outside trim. To obtain proper list price, add "Device Only" price to appropriate "Trim" price.

To Order: Specify: Device No. with options × Trim × Hand × Finish × Door Width, Height and Thickness.

2700 – Precision Wood Door Concealed Vertical Rod - Reversible, Wide Stile

Wide Stile Devices



Pull Trim



Lever/Kno Trim

Outside Function		Device × Trim	628	606, 612 613, 622, 630, 690	626W Weatherized	605, 625	
Pull Trim:							
01	Exit only, cover plate	2701 × 1701	3,796.00	4,165.00	4,460.00	4,522.00	
02	Exit only, dummy trim	2702 × 1702A	4,062.00	4,431.00	4,726.00	4,801.00	
03	Key retracts latchbolt	2703 × 1703A					
05	Key controls thumb piece	2705 × 1705A	4,242.00	4,611.00	4,906.00	4,985.00	
15	Thumb piece always active	2715 × 1715A					
Lever/Knob Trim:							
01	Exit only, cover plate	2701 × 4901	3,853.00	4,222.00	4,517.00	4,574.00	
02	Exit only, dummy trim	2702 × 4902A	4,345.00	4,714.00	5,009.00	5,194.00	
03	Key retracts latchbolt	2703 × 4903A or 4903X					
08	Key controls lever/knob	2708 × 4908A	4,530.00	4,899.00	5,194.00	5,379.00	
08	Key controls lever	2708 × V4908A					
14	Lever/knob always active	2714 × 4914A					
Device Only:							
	01, 02, 05, 08, 14, 15 For best possible structural support on wood door applications use of Precision outside trim is recommended	2701, 2702, 2705, 2708, 2714, 2715	3,605.00	3,974.00	4,269.00	4,269.00	
*2703 & FL2703 cylinder only not recommended without 1703, 2003, or 4903 trims providing structural support for wood doors.							
E	Elec. Device Electric Lock/Unlock Outside Trim	E2703 × 4908A E2703 × V4908A	5,647.00	6,016.00	6,311.00	6,496.00	
FL	Fire Rated Hardware Specify prefix "FL" [e.g. FL2703] Dogging option NOT available					Add 251.00	

Options

Prefix	[add to device #]	Add	Suffix	[add to device #]	Add
C	Pre-Terminated Quick Connect Plug **	N/C	ALK	Exit Alarm: battery operated kit (9V battery included)	830.00
DE	Delayed Egress: REQUIRES PS161-6 Power Supply	2,351.00	ALW	Exit Alarm: remote power kit (12 or 24 VDC)	830.00
ELR	Electric Latch Retraction: REQUIRES ELR150 Series Power Supply	1,155.00	BRL	Braille Touchbar	142.00
LS	Latchbolt Monitoring Switch	320.00	CD	Cylinder Dogging: 1-1/4" Mortise Cylinder not included	127.00
MLR	Motorized Latch Retraction	1,362.00	DS	Door Position Monitoring Switch	176.00
Q	Wireless Access Management System	701.00	FC	Factory Cut	23.00
TDS	Touchbar Monitoring Double Switch	403.00	LBR	Less Bottom Rod (no extra charge)	-
TS	Touchbar Monitoring Switch	331.00	LD	Less Dogging	-
WTDS	Weatherized Touchbar Monitoring Double Switch	583.00	SEC	Security Screws	74.00
WTS	Weatherized Touchbar Monitoring Switch	466.00	SNB	Sex Nut and Bolt (6 req'd) without Trim	114.00
			SNB	Sex Nut and Bolt (2 req'd) with Trim	38.00
			WALW	Weatherized Exit Alarm: Remote power (24 VDC)	1,077.00

- NOTES:**
- UltraShield™ Antimicrobial finish coating option available to Precision Exit Devices & Trims.
 - 630AM list price for Exit Devices Add 90.00
 - 630AM list price for Trims Add 37.00
 - Devices for Retrofit Applications prefix Trim with the letter "R" e.g. R4908A]
 - Devices are priced less cylinders. If cylinder is required please see cylinders.
 - Devices for 3'-0" door are furnished standard.
 - Devices for 2'-6" & 4'-0" doors are available at **no extra charge**


- Top Rod for 6'-8" to 8'-0" high door is furnished standard.
- Top Rod for 8'-1" to 10'-0" high door is available at **no extra charge**. (See catalog for fire rating).
- ** See Hinges & Door Accessories price book for Wire Harness product

SPLIT FINISHES: When split finish is specified, the finish listed first is for outside trim. To obtain proper list price, add "Device Only" price to appropriate "Trim" price.

To Order: Specify: Device No. with options × Trim × Hand × Finish × Door Width, Height and Thickness.

2800 – Precision Concealed Vertical Rod - Reversible, Wide Stile

Wide Stile Devices



Pull Trim



Lever/Knob Trim



Cast Plate

Outside Function		Device × Trim	628	606, 612 613, 622, 630, 690	626W Weatherized	605, 625
Pull Trim:						
01	Exit only, cover plate	2801 × 1701	3,359.00	3,724.00	4,003.00	4,065.00
02	Exit only, dummy trim	2802 × C1702A	3,625.00	3,990.00	4,269.00	4,344.00
03	Key retracts latchbolt	2803 × C1703A				
05	Key controls thumb piece	2805 × C1705A	3,805.00	4,170.00	4,449.00	4,528.00
15	Thumb piece always active	2815 × C1715A				
Lever/Knob Trim:						
01	Exit only, cover plate	2801 × 4901	3,416.00	3,781.00	4,060.00	4,117.00
02	Exit only, dummy trim	2802 × 4902A	3,908.00	4,273.00	4,552.00	4,737.00
03	Key retracts latchbolt	2803 × 4903A or 4903X				
08	Key controls lever/knob	2808 × 4908A	4,093.00	4,458.00	4,737.00	4,922.00
08	Key controls lever	2808 × V4908A				
14	Lever/knob always active	2814 × 4914A				
Cast Plate:						
03	Key Retracts Latch Bolt (pull by others)	2803 × C03	3,463.00	3,828.00	4,107.00	4,107.00
Device Only:						
	01, 02, 03, 05, 08, 14, 15	2801, 2802, 2803*, 2805, 2808, 2814, 2810	3,168.00	3,533.00	3,812.00	3,812.00
*2803 Device x Cylinder Only Application requires C03 Trim, see page 22						
E	Elec. Device Electric Lock/Unlock Outside Trim	E2803 x 4908A E2803 x V4908A	5,210.00	5,575.00	5,854.00	6,039.00
FL	Fire Rated Hardware Specify prefix "FL" (e.g. FL2803) Dogging option NOT available					Add 251.00

Options

Prefix	(add to device #)	Add	Suffix	(add to device #)	Add
C	Pre-Terminated Quick Connect Plug **	N/C	ALK	Exit Alarm: battery operated kit (9V battery included)	830.00
DE	Delayed Egress: REQUIRES PSI61-6 Power Supply	2,351.00	ALW	Exit Alarm: remote power kit (12 or 24 VDC)	830.00
ELR	Electric Latch Retraction: REQUIRES ELR150 Series Power Supply	1,155.00	BRL	Braille Touchbar	142.00
HC	Hurricane Code Device	57.00	CD	Cylinder Dogging: 1-1/4" Mortise Cylinder not included	127.00
LS	Latchbolt Monitoring Switch	320.00	DS	Door Position Monitoring Switch	176.00
MLR	Motorized Latch Retraction	1,362.00	FC	Factory Cut	23.00
TDS	Touchbar Monitoring Double Switch	403.00	LBR	Less Bottom Rod (no extra charge)	-
TS	Touchbar Monitoring Switch	331.00	LD	Less Dogging	-
WTDS	Weatherized Touchbar Monitoring Double Switch	583.00	SEC	Security Screws	74.00
WTS	Weatherized Touchbar Monitoring Switch	466.00	SNB	SNB Sex Nut and Bolt (6 req'd) without Trim	114.00
			SNB	SNB Sex Nut and Bolt (2 req'd) with Trim	38.00
			WALW	Weatherized Exit Alarm: remote power (24 VDC)	1,077.00

- NOTES:**
- UltraShield™ Antimicrobial finish coating option available to Precision Exit Devices & Trims
 - 630AM list price for Exit Devices Add 90.00
 - 630AM list price for Trims Add 37.00
 - Devices for Retrofit Applications prefix Trim with the letter "R" e.g. R4908A).
 - Devices are priced less cylinders. If cylinder is required please see cylinders.
 - Devices for 3'-0" door are furnished standard.
 - Devices for 2'-6" & 4'-0" doors are available at **no extra charge**.

- Top Rod for 6'-8" to 8'-0" high door is furnished standard.
 - Top Rod for 8'-1" to 10'-0" high door is available at **no extra charge**. [See catalog for fire rating].
- ** See Stanley Hinges & Door Accessories price book for Wire Harness product

SPLIT FINISHES: When split finish is specified, the finish listed first is for outside trim. To obtain proper list price, add "Device Only" price to appropriate "Trim" price.







To Order: Specify: Device No. with options × Trim × Hand × Finish × Door Width, Height and Thickness.






2900/4900 Series Trims

\$173 Per Trim (One Lever)

Decorative Levers List Price



Lever Styles	List Price Add
12	17300
	
17	17300
	
51	17300
	
52	17300
	
60	17300
	
62	17300
	

Lever Styles	List Price Add
65	17300
	
69	17300
	
75	17300
	
79	17300
	
89	17300
	

92 Lever option also available

To Order: Specify: Device No. with options × Trim × Hand × Finish × Door Width, Height and Thickness.

5100 – Precision Rim - Non Handed

Precision 5000 Series



Plate



Pull Trim



Lever Trim

Outside Function		Device × Trim	689, 695	689, 695 Trim Only
Plate:				
01	Exit only, cover plate	5101 × 501	850.00	87.00
Pull Trim:				
02	Exit only, dummy trim	5102 × 602	878.00	115.00
03	Key retracts latchbolt	5103 × 603		
02	Exit only, dummy trim	5102 × 702A	960.00	197.00
03	Key retracts latchbolt	5103 × 703A		
Lever Trim:				
08	Key controls lever	5108 × 808A	1,197.00	434.00
14	Lever always active	5114 × 814A		
Device Only:				
	01, 02, 03, 08, 14	5101, 5102, 5103*, 5108, 5114	763.00	–
*5103 Device × Cylinder Only Application includes Cylinder Attachment Kit "CA-03"				
FL	Fire Rated Hardware Specify prefix "FL" (e.g. FL5103) Dogging option NOT available			Add 251.00

Options

Prefix	[add to device #]	Add	Suffix	[add to device #]	Add
TDS	Touchbar Monitoring Double Switch	403.00	ALK	Exit Alarm: battery operated kit (9V battery included)	830.00
TS	Touchbar Monitoring Switch	331.00	ALW	Exit Alarm: remote power kit (12 or 24 VDC)	830.00
WTDS	Weatherized Touchbar Monitoring Double Switch	583.00	CD	Cylinder Dogging: 1-1/4" Mortise Cylinder not included	127.00
WTS	Weatherized Touchbar Monitoring Switch	466.00	LD	Less Dogging	–
NOTES:			SNB	SNB Sex Nut and Bolt (4 req'd) without Trim	76.00
• Devices are priced less cylinders. If cylinder is required please see cylinders.			SNB	SNB Sex Nut and Bolt (2 req'd) with Trim	38.00
• Devices for 3'-0" door are furnished standard.			WALW	Weatherized Exit Alarm: remote power (12 or 24 VDC)	1,077.00
• Weatherized Exit Alarm: remote power (24 VDC)					
• Devices for 4'-0" doors are available at no extra charge					
• 603 and 703 Trims use a Rim Cylinder, 808A Trims use a Mortise Cylinder.					
• Factory cutting of custom sizes for Precision series exit devices not available.					

SPLIT FINISHES: When split finish is specified, the finish listed first is for outside trim. To obtain proper list price, add "Device Only" price to appropriate "Trim" price.

To Order: Specify: Device No. with options × Trim × Hand × Finish × Door Width, Height and Thickness.

5200 – Precision Surface Vertical Rod - Reversible

Precision 5000 Series



Plate



Pull Trim



Lever Trim

Outside Function		Device × Trim	689, 695	689, 695 Trim Only
Plate:				
01	Exit only, cover plate	5201 × 501	1,401.00	87.00
Pull Trim:				
02	Exit only, dummy trim	5202 × 602	1,429.00	115.00
03	Key retracts latchbolt	5203 × 603		
02	Exit only, dummy trim	5202 × 702A	1,511.00	197.00
03	Key retracts latchbolt	5203 × 703A		
Lever Trim:				
08	Key controls lever	5208 × 808A	1,748.00	434.00
14	Lever always active	5214 × 814A		
Device Only:				
	01, 02, 03, 08, 14	5201, 5202, 5203*, 5208, 5214	1,314.00	–
*5103 Device × Cylinder Only Application includes Cylinder Attachment Kit "CA-03"				
FL	Fire Rated Hardware Specify prefix "FL" (e.g. FL5103) Dogging option NOT available			Add 251.00

Options

Prefix	[add to device #]	Add	Suffix	[add to device #]	Add
TDS	Touchbar Monitoring Double Switch	403.00	ALK	Exit Alarm: battery operated kit (9V battery included)	830.00
TS	Touchbar Monitoring Switch	331.00	ALW	Exit Alarm: remote power kit (12 or 24 VDC)	830.00
WTDS	Weatherized Touchbar Monitoring Double Switch	583.00	CD	Cylinder Dogging: 1-1/4" Mortise Cylinder not included	127.00
WTS	Weatherized Touchbar Monitoring Switch	466.00	LBR	Less Bottom Rod (no extra charge)	–
NOTES:			LD	Less Dogging	–
• Devices are priced less cylinders. If cylinder is required please see cylinders.			SNB	SNB Sex Nut and Bolt (8 req'd - not including rod guides) without Trim	152.00
• Devices for 3'-0" door are furnished standard.			SNB	SNB Sex Nut and Bolt (6 req'd - not including rod guides) LBR Device w/o Trim.	114.00
• Devices for 4'-0" doors are available at no extra charge .			SNB	SNB Sex Nut and Bolt (6 req'd - not including rod guides) with Trim	114.00
• 603 and 703 Trims use a Rim Cylinder, 808A Trims use a Mortise Cylinder			SNB	SNB Sex Nut and Bolt (4 req'd - not including rod guides) LBR Device with Trim	76.00
• Top Rod for 7'-0" high door is furnished standard.			WALW	Weatherized Exit Alarm: remote power (24 VDC)	1,077.00
• Top Rod for 8'-0" to 10'-0" high door is available at no extra charge . [See catalog for fire rating].					
• Factory cutting of custom sizes for Precision series exit devices not available.					

SPLIT FINISHES: When split finish is specified, the finish listed first is for outside trim. To obtain proper list price, add "Device Only" price to appropriate "Trim" price.

To Order: Specify: Device No. with options × Trim × Hand × Finish × Door Width, Height and Thickness.

100 – Precision Rim - 100 Handed, R100 Reversible, Crossbar

Precision 100 Series



Pull Trim:



Lever/Knob Trim:

Outside Function		Device × Trim	606, 612, 613, 630	605, 625
Pull Trim:				
01	Exit only, cover plate	101, R101 × 1701	2,545.00	2,849.00
02	Exit only, dummy trim	102, R102 × 1702A	2,811.00	3,128.00
03	Key retracts latchbolt	103, R103 × 1703A		
05	Key controls thumb piece	105, R105 × Y1705A	2,991.00	3,312.00
15	Thumb piece always active (Devices with 2000C Series Trim are the same price)	115, R115 × Y1715A		
Lever/Knob Trim:				
01	Exit only, cover plate	101, R101 × 4901	2,602.00	2,901.00
02	Exit only, dummy trim	102, R102 × 4902A	3,094.00	3,521.00
03	Key retracts latchbolt	103, R103 × 4903A		
08	Key controls lever/knob	108, R108 × Y4908A	3,279.00	3,706.00
08	Key controls lever	108, R108 × VY4908A		
14	Lever/knob always active	114, R114 × Y4914A		
Device Only:				
	01, 02, 03, 05, 08, 14, 15	101, R101, 102, R102, 103*, R103*, 105, R105, 108, R108, 114, R114, 115, R115	2,354.00	2,596.00
*103 or R103 Device × Cylinder Only Application includes Cylinder Attachment Kit "CA-03" UltraShield™ Antimicrobial finish coating option available Precision Exit Devices & Trims. 630AM list price add \$90.00 Exit Devices, \$37.00 Trims				
FL	Fire Rated Hardware Specify prefix "FL" (e.g. FL203) Dogging option NOT available			Add 251.00

Options

Suffix	(add to device #)	Add
CBR	Reinforced Crossbar	83.00
FC	Factory Cut	23.00
LD	Less Dogging	–
SEC	Security Screws (crossbar arm screws are hex socket head)	74.00
SNB	SNB Sex Nut and Bolt (8 req'd) without Trim	152.00
SNB	SNB Sex Nut and Bolt (4 req'd) with Trim	76.00

- NOTES:**
- UltraShield™ Antimicrobial finish coating option available to Precision Exit Devices & Trims.
 - 630AM list price for Exit Devices Add 90.00
 - 630AM list price for Trims Add 37.00
 - Devices are priced less cylinders. If cylinder is required please see cylinders.
 - Devices for 3'-0" door are furnished standard.
 - Devices for 4'-0" doors are available at no extra charge.
 - Trim No. with prefix "Y" is for Precision Device only.

SPLIT FINISHES: When split finish is specified, the finish listed first is for outside trim. To obtain proper list price, add "Device Only" price to appropriate "Trim" price.

To Order: Specify: Device No. with options × Trim × Hand × Finish × Door Width, Height and Thickness.

200 – Precision Surface Vertical Rod - Non Handed, Crossbar

Precision 200 Series



Pull Trim:



Lever/Knob Trim:

outside function		Device × Trim	606, 612, 613, 630	605, 625
Pull Trim:				
01	Exit only, cover plate	201 × 1701	3,467.00	3,795.00
02	Exit only, dummy trim	202 × 1702A	3,733.00	4,074.00
03	Key retracts latchbolt	203 × 1703A		
05	Key controls thumb piece	205 × Y1705A	3,913.00	4,258.00
15	Thumb piece always active (Devices with 2000C Series Trim are the same price)	215 × Y1715A		
Lever/Knob Trim:				
01	Exit only, cover plate	201 × 4901	3,524.00	3,847.00
02	Exit only, dummy trim	202 × 4902A	4,016.00	4,467.00
03	Key retracts latchbolt	203 × 4903A		
08	Key controls lever/knob	208 × Y4908A	4,201.00	4,652.00
08	Key controls lever	208 × VY4908A		
14	Lever/knob always active	214 × Y4914A		
Device Only:				
	01, 02, 03, 05, 08, 14, 15	201, 202, 203*, 205, 208, 214, 215	3,276.00	3,542.00
*203 Device × Cylinder Only Application includes Cylinder Attachment Kit "CA-03" UltraShield™ Antimicrobial finish coating option available Precision Exit Devices & Trims. 630AM list price add \$90.00 Exit Devices, \$37.00 Trims				
FL	Fire Rated Hardware Specify prefix "FL" [e.g. FL203] Dogging option NOT available			Add 251.00

Options

Suffix	(add to device #)	Add
CBR	Reinforced Crossbar	83.00
FC	Factory Cut	23.00
LBR	Less Bottom Rod (no extra charge)	-
LD	Less Dogging	-
SEC	Security Screws (crossbar arm screws are hex socket head)	74.00
SNB	SNB Sex Nut and Bolt (12 req'd - not including rod guides) without Trim	228.00
SNB	SNB Sex Nut and Bolt (10 req'd - not including rod guides) LBR Device without Trim	190.00
SNB	SNB Sex Nut and Bolt (8 req'd - not including rod guides) with Trim	152.00
SNB	SNB Sex Nut and Bolt (6 req'd - not including rod guides) LBR Device with Trim	114.00
TMB	Transom Bracket	91.00

- NOTES:**
- UltraShield™ Antimicrobial finish coating option available to Precision Exit Devices & Trims.
 - 630AM list price for Exit Devices Add 90.00
 - 630AM list price for Trims Add 37.00
 - Devices are priced less cylinders. If cylinder is required please see cylinders.
 - Devices for 3'-0" door are furnished standard.
 - Devices for 4'-0" doors are available at **no extra charge**.
 - Top Rod for 7'-0" high door is furnished standard.
 - Top Rod for 8'-0" to 12'-0" high door is available at **no extra charge**. (See catalog for fire rating).
 - Trim No. with prefix "Y" is for Precision Device only.

SPLIT FINISHES: When split finish is specified, the finish listed first is for outside trim. To obtain proper list price, add "Device Only" price to appropriate "Trim" price.

To Order: Specify: Device No. with options × Trim × Hand × Finish × Door Width, Height and Thickness.

300 – Precision Mortise - Handed, Crossbar

Precision 300 Series



Pull Trim:



Lever/Knob Trim:

Outside Function		Device × Trim	606, 612, 613, 630	605, 625
Pull Trim:				
01	Exit only, cover plate	301 × 1701	3,416.00	3,746.00
02	Exit only, dummy trim	302 × 1702A	3,682.00	4,025.00
03	Key retracts latchbolt	303 × 1703A		
05	Key controls thumb piece	305 × M1705A	3,862.00	4,209.00
15	Thumb piece always active (Devices with M2000C Series Trim are the same price)	315 × M1715A		
Lever/Knob Trim:				
01	Exit only, cover plate	301 × 4901	3,473.00	3,798.00
02	Exit only, dummy trim	302 × 4902A	3,965.00	4,418.00
03	Key retracts latchbolt	303 × M4903A		
08	Key controls lever/knob	308 × M4908A	4,150.00	4,603.00
08	Key controls lever	308 × VM4908A		
14	Lever/knob always active	314 × M4914A		
Device Only:				
	01, 02, 03, 05, 08, 14, 15	301, 302, 303, 305, 308, 314, 315	3,225.00	3,493.00
FL	Fire Rated Hardware Specify prefix "FL" [eg FL203] Dogging option NOT available			Add 251.00

UltraShield™ Antimicrobial finish coating option available Precision Exit Devices & Trims. 630AM list price add \$90.00 Exit Devices, \$37.00 Trims

Options

Suffix	(add to device #)	Add
CBR	Reinforced Crossbar	83.00
FC	Factory Cut	23.00
LD	Less Dogging	-
SEC	Security Screws [crossbar arm screws are hex socket head]	74.00
SNB	SNB Sex Nut and Bolt (8 req'd) without Trim	152.00
SNB	SNB Sex Nut and Bolt (4 req'd) with Trim	76.00

NOTES: • UltraShield™ Antimicrobial finish coating option available to Precision Exit Devices & Trims.

- 630AM list price for Exit Devices Add 90.00
- 630AM list price for Trims Add 37.00

- Devices are priced less cylinders. If cylinder is required please see cylinders.
- Devices for 3'-0" door are furnished standard.
- Devices for 4'-0" doors are available at no extra charge.
- For mortise lock body ONLY.

SPLIT FINISHES: When split finish is specified, the finish listed first is for outside trim. To obtain proper list price, add "Device Only" price to appropriate "Trim" price.

To Order: Specify: Device No. with options × Trim × Hand × Finish × Door Width, Height and Thickness.

7R0 – Arm-A-Dor[®] – Security Exit Hardware

Arm-A Dor[®]



Complete Product Assemblies

Product Number	Description	Alarm	Fits Door Widths	Fits Jambes Up To	US28/628
A101-001	Automatic Relock	No	3' TO 4'	6 3/4"	2,033.00
A101-002	Automatic Relock	Yes*	3' TO 4'	6 3/4"	2,268.00
A101-012	Automatic Relock	No	3' ONLY	5 1/4" - 5 3/4"	1,794.00
A101-013	Automatic Relock	Yes*	3' ONLY	5 1/4" - 5 3/4"	2,033.00
A101-014	Automatic Relock	No	4' ONLY	5 1/4" - 5 3/4"	1,960.00
A101-015	Automatic Relock	Yes*	4' ONLY	5 1/4" - 5 3/4"	2,195.00
A102-001	Manual Relock	No	3' TO 4'	6 3/4"	1,960.00
A102-002	Manual Relock	Yes*	3' TO 4'	6 3/4"	2,195.00
A101-F01	Automatic-Fire Rated	No	3' TO 4'	6 3/4"	2,268.00
A101-F02	Automatic-Fire Rated	Yes*	3' TO 4'	6 3/4"	2,504.00

* ALARM MODELS A101-002, A101-013, and A101-F02 require two 9 volt batteries (INCLUDED) and a Standard 1-1/8" mortise cylinder (NOT INCLUDED).

Optional Kits: (A/C Adapter, Alarm, Double Door, Low Profile)

Kit Number	Description	US28/628
A103-002	Switch - For wiring to existing system (one individual kit)	110.00
A103-003	Alarm Sub - Assembly	932.00
A104-001	Low Profile Installation Kit - For door jambes greater than 6 3/4"	282.00
A106-001	Standard Double Door Kit - For all models	418.00
A106-002	Low Profile Installation Kit - For jamb depths greater than 6 3/4"	447.00
A107-001	A/C Adapter Kit - For plug in battery back-up	476.00
A107-002	A/C Adapter Hard Wire Kit - Wiring to electrical system w/battery back-up	656.00
DROP SHIP	Drop Ship Fee For Items Shipped Under \$300	110.00


Deadbolts (Required) For Double Door Applications:

Model	Description	US28/628
1881-003	Sliding Deadbolt w/Padlock locking Hasp & Strike	298.00
1883-003	Sliding Deadbolt Keylocking with Strike	342.00

To Order: Specify: 7R-A101-001 x US28/628.

Precision Wide & Narrow Stile, Precision Trim

Trims



Trim Number	606, 612, 613, 622, 630, 690	605, 625	Trim Number	606, 612, 613, 622, 630, 690	605, 625
1701, R1701, 2001 (cover plate)	191.00	253.00	4901, R4901, 2901 (cover plate)	248.00	305.00
1702A, R1702A, 1703A, R1703A, C1702A, C1703A, 2002C, 2003C	457.00	532.00	4902A, R4902A, 4903A, 4903X, R4903A, M4903A, M4903X, RM4903A, 2902A, 2903A	740.00	925.00
1705A, R1705A, 1715A, R1715A, C1705A, C1715A, Y1705A, Y1715A, M1705A, M1715A, RM1705A, RM1715A, 2005C, 2015C, Y2005C, Y2015C, M2005C, M2015C	637.00	716.00	4908A, R4908A, 4914A, R4914A, Y4908A, Y4914A, M4908A, M4914A, RM4908A, RM4914A, 2908A, 2914A	925.00	1,110.00
NOTES:	<ul style="list-style-type: none"> 630 Trim furnished for 628 Devices. Grip Style "A" and "B" are furnished 626 for 630 Trim. Specify No. C03 Cylinder Attachment Trim for 2803 Device when Pull by Others is specified. Available in 605, 606, 612, 613, 625 and 626 finishes. Add \$295.00 to the price of the device 		<ul style="list-style-type: none"> V4908A, RV4908A, VM4908A, VY4908A, RVM4908A 925.00 1,110.00 		

How to Order:

Style: 17, 20, 49, 29

Prefix designates:
 "C" Concealed Vertical Rod Trim
 "M" Mortise Trim
 "R" Retrofit Trim
 "V" Vandal Resistant (4908 Lever Trim only)
 "Y" Precision Trim

Product Series

Function Specify: Grip Design (A,B,C)
 Lever or Knob Design (A,B,C,D,K), 4903X-X=Less lever
 Decorative Levers (P) w/corresponding number

Suffix: "KNR" Knurled Lever or Grip

3ROV4908AKNR * RHRB * 630 * 1-3/4"

Trim No. Hand Finish Door Thickness

- NOTES:**
- UltraShield™ Antimicrobial finish coating option available to Precision Trims.
 - 630AM list price for Trims Add 37.00
 - For pricing on trims for the 5100 and 5200 series devices.
 - Devices are priced less cylinders. If cylinder is required please see cylinders.
 - Trims with "M" prefix require 1-1/4" Mortise Type Cylinder.
 - 2900 Series Trim - Rim Type Cylinder for "03" function and Mortise Type Cylinder for "08" function, not furnished standard. Use 1-1/4" long standard Mortise Cylinder. Specify when required.
 - All other Trims require Rim Type Cylinder.
 - Trim No. with prefix "Y" is for Precision Device only.
 - No extra charge** for different Lever or Grip styles. A Lever/Grip Standard.

Description	Product No.	Primer 600	Aluminum 689 or Dark Bronze 695
Complete Mullion Assemblies			
Removable Mullion - 2" x 2" x 8'-0"			
Standard	811	814.00	962.00
Removable Mullion - 2" x 3" x 8'-0"			
Standard	822	1,038.00	1,181.00
Fire Labeled (Includes Stabilizers)	FL822	1,331.00	1,476.00
Hurricane Code	HC822	1,476.00	1,621.00
Fire Labeled Hurricane Code	FLC822	1,772.00	1,915.00
Key Removable Mullion - 2" x 3" x 8'-0"			
Standard	KR822	1,772.00	1,990.00
Fire Labeled (Includes Stabilizers)	FLKR822	2,132.00	2,283.00
Hurricane Code	HCKR822	2,283.00	2,432.00
Fire Labeled Hurricane Code (Includes Stabilizers)	FLHCKR822	2,487.00	2,581.00
*Key Removable Mullion Storage Kit			
Storage solution for all KR mullions Note: Kit includes (1) KMC822 Top Fitting, (1) MB822 Bottom Fitting and (1) AB822SK Angle Bracket	KMCB822SK	1,160.00	1,234.00
Individual Mullion Fittings			
Mullion Cap	MC811	172.00	197.00
Bottom Fitting-flat sill	MB811	126.00	160.00
Mullion Cap	MC822	276.00	303.00
Bottom Fitting-flat sill	MB822	223.00	261.00
Mullion Storage Kit Individual Angle Bracket			
Storage Kit Angle Bracket	AB822SK	123.00	123.00
Key Removable Mullion Cap Kit			
Mullion Cap Assembly	KMC822	814.00	850.00
Fire Labeled Mullion Cap Assembly	KMC822F	1,174.00	1,143.00
Mullion Fitting Combination Kits			
811 Mullion Top & Bottom Fitting Kit (MC811 & MB811)	MCB811	298.00	357.00
822 Mullion Top & Bottom Fitting Kit (MC822 & MB822)	MCB822	499.00	564.00
FL 822 Mullion Top & Bottom Fitting Kit (MC822 & MB822)	MCB822F	499.00	564.00
KR 822 Mullion Top & Bottom Fitting Kit (KMC822 & MB822)	KMCB822	1,037.00	1,111.00
FL KR 822 Mullion Top & Bottom Fitting Kit (MB822 & KMC822F)	KMCB822F	1,397.00	1,404.00
HC 822 Mullion Top & Bottom Fitting Kit (MB822 & MC822 & Mullion adapters (A,B,D))	MCB822HC	840.21	905.21
FL HC 822 Mullion Top & Bottom Fitting Kit (MB822 & MC822 & Mullion adapters (A,B,D))	MCB822HCF	840.21	905.21
HC KR 822 Mullion Top & Bottom Fitting Kit (KMC822 & MB822 & mullion adapter)	KMCB822HC	1,378.21	1,452.21
FL HC KR 822 Mullion Top & Bottom Fitting Kit (KMC822F & MB822 & mullion adapter)	KMCB822HCF	1,738.21	1,745.21
822 Mullion Accessories			
**Mullion Cap Spacer	MCS822	123.00	147.00
Stabilizers (2 per mullion) - Dull Black	ST989	135.00	Dull Black
Interlock - Dull Black	SI447	107.00	Dull Black

- NOTES:**
- For greater heights add \$19.00 for each additional 12" or less
 - Removable Mullion and Key Removable Mullion prices include top and bottom Fittings.
 - Fire Labeled (FL) and Hurricane Code (HC) mullions 8'0" high maximum
 - For individual kit or combination kits please see sections above
 - *Rim Cylinder not included
 - ** MCS822 mullion cap spacer available as suffix option for 822 series mullions (e.g. 822MCS x 600 x 8')

Strikes

Strikes & Accessories

Description	Series	Strike No.	Dull Black	605, 606, 612 613, 625, 626W, 630
Strikes - Rim Devices				
Standard	2100, 5100, 100, R100, FL2100, FL5100, FL100, FR100	S300	113.00	-
	2400, FL2400-Pair of Doors with Mullion			
	2400, FL2400-Single Door (Roller Strike)	S988	144.00	-
Optional	2100, 2400, 5100, 100, R100, FL2100, FL2400, FL5100, FL100, FLR100 (Roller Strike)	S301	144.00	-
	2100, 2400, 5100, 100, R100, FL2100, FL2400, FL5100, FL100, FLR100 (Roller Strike)	S458	144.00	-
	2100, 5100, 100, R100 (Roller Strike)	S988	145.00	-
	2100 x 2200, 5100 x 5200, 100 x 200	S459	80.00	-
Strikes - Vertical Rod Devices				
Top Strike	2200, FL2200, 5200, FL5200, 200, FL200	S300	113.00	-
Optional	2200, FL2200, 5200, FL5200, 200, FL200	S301	144.00	-
Bottom Strike	2200, FL2200, 5200, FL5200, 200, FL200	S460	97.00	-
Strikes - Mortise Devices				
Standard	Std Curved Lip Single Door ANSI (handed)	S982	-	113.00
	Flat 7/8" Lip ANSI (handed)	S983	-	113.00
Optional	Open Back ANSI (handed)	S984	-	212.00
	Open Back 8" x 1-1/4" (handed)	S985	-	221.00
Strikes - Concealed Vertical Rod Devices				
Top Strike	2700, FL2700, 2800, FL2800, 2600, FL2600	S519	113.00	-
Bottom Strike	2700, FL2700, 2800, FL2800, 2600, FL2600	S460	97.00	-

Accessories

Series	Description	Product No.	628	606, 612, 613 622, 630, 690	626W, 605, 625
Rigid Dummy Touchbar					
Precision	Wide Stile Rigid	671DR-3, 671DR-4	1,042.00	1,316.00	1,521.00
	Narrow Stile Rigid	N673DR-3, N673DR-4			
Active Dummy Touchbar With Micro Switch					
Precision	Wide Stile Active	TS672DA-3, TS672DA-4	1,768.00	1,793.00	2,006.00
	Narrow Stile Active	TSN674DA-3, TSN674DA-4			
Options For Active Dummy Touchbar					
ALK	Exit Alarm: battery operated kit (9V battery included)				830.00
ALW	Exit Alarm: remote power kit (12 or 24 VDC)				830.00
CD	Cylinder Dogging: 1-1/4" Mortise Cylinder not included				127.00
DS	Door Position Monitoring Switch				176.00
TDS	Touchbar Monitoring Double Switch				403.00

Series	Description	Product No.	All Finishes
Mortise Lock - Handed			
Precision & Precision	Functions 01, 02, 03	M303, M303F	1,027.00
	Functions 05, 08, 14, 15	M308, M308F	
	Functions 10	M310, M310F	

NOTES: • For Electric Mortise Lock see page 26.

• 1-1/4" mortise cylinder not included. If cylinder is required please see cylinders below.

• Lock front furnished beveled.

• Available in 605, 606, 612, 613, 625, 630 Finishes.

• When ordering specify: model no., hand and finish. (e.g. M303 x RHRB x 630)

Fire Bolt Assembly			
Precision & Precision	Fire Bolt Assembly	FB277	257.00
Transom Bracket			
Precision & Precision	Transom Bracket	TMB453 (Use Strike No. S300)	111.00

Accessories (continued)

Strikes & Accessories

Series	Description	Product No.	628	606, 612, 613 622, 630, 690	626W, 605, 625
Tools					
All Devices	7/32" Dogging Key	DK220	34.00	-	-
	5/32" Hex Wrench*	HW996			
Cylinders					
	Rim Cylinder	IE72	See BEST Price Book for more detail		
	Mortise Cylinder	IE74 C4			

NOTE: Rim and mortise cylinders (housings) as well as interchangeable cores are available from our BEST product line. Please ask your local BEST sales representative about the many options available to fit your specific requirements including patented keying systems such as BEST CORMAX™.

Electrical Products

Description	Product No.	List Price
Power Supply - Series ELR150 (Required For ELR Devices)		
Power Supply including (1) control module for (1) device	ELR151	1,040.00
Power Supply including (2) control modules for (2) devices	ELR152	1,419.00
Power Supply including (3) control modules for (3) devices	ELR153	1,803.00
Power Supply including (4) control modules for (4) devices	ELR154	2,184.00
Power Supply, no control modules	ELR150	661.00
Control Module		
Control Module card (on/off adjustable Time Delay standard)	CM150-08	391.00
Battery Back-Up		
Battery back-up card (batteries not included)	BT150-07	711.00
Power Supply - Series PS160-6 (Required For DE Devices)		
Power Supply (6 amp) operates up to (4) DE Devices (wire run permitting)	PS161-6	1,083.00
Power Supply - RPSMLR (RPSMLR Models Can Power Up To (2) Two MLR Exit Devices)		
Small enclosure, no battery storage	RPSMLR2	699.00
Large enclosure for battery storage (Batteries not included)	RPSMLR2BB	823.00

Conversion Kits

Description	Product No.	List Price
Electric Latch Retraction*		
For 3'-0", 4'-0" Precision Wide Stile Device	ELRK-3, ELRK-4, ELRKF-3, ELRKF-4	1373.00
For 3'-0", 4'-0" Precision Narrow Stile Device	NELRK-3, NELRK-4, NELRKF-3, NELRKF-4	1373.00

NOTES: • ELR Conversion Kits are ONLY available for Precision 2000 Series Devices.

* Requires PHI ELR150 Power Supply (see above).

Motorized Latch Retraction		
Motorized Latch Retraction Retrofit Kit	RPMLR-K	1,465.00

NOTE: When RPMLR-K is ordered for existing exit devices using Hex or Cylinder Dogging, it is recommended to include a blank hinge filler. See PRECISION Precision 2000 illustrated parts catalog www.precisionhardware.com

Monitoring			
All Precision Devices	Touchbar Monitoring Switch	TSK309	316.00
All Precision Devices	Touchbar Monitoring Double Switch	TDSK310	385.00
Precision Wide Rim Device Only	Latchbolt Monitoring Switch	LSRK298	306.00
Precision Wide Rim Device Only	Latchbolt Monitoring Double Switch	LDSRK299	374.00
Precision Wide SVR or CVR Devices Only	Latchbolt Monitoring Switch	LSVK910	306.00

Electrical Products (continued)

Strikes & Accessories

Description	Product No.	List Price
Q Option Retrofit Kits		
Wireless Access Management System	OSRK5267 - 2103 Rim OSVK5268 - 2203, 2703 Surface and Concealed Vertical Rod Surface and Concealed Vertical Rod	830.00

NOTES: · For additional product details see Precision 2000 series catalog section.
· Latchbolt Monitoring for Precision Mortise Devices, specify LSM303 or LSM308 Electric Mortise Lock.

Electric Rim Device			
2103, FL2103 Rim Devices	Electric Lock/Unlock Outside Trim	E2103K	91200

Description	Product No.	All Finishes
Electric Mortise Lock		
Latchbolt monitoring, "03" Function	LSM303, LSM303F	1,369.00
Latchbolt monitoring, "08" Function	LSM308, LSM308F	
Electric lock/unlock with switch to monitor outside trim (locked/unlocked)	EM303, EM303F	1,910.00
Electric lock/unlock with switches to monitor the outside trim (locked or unlocked) and to monitor the latchbolt	LSEM303, LSEM303F	1,995.00

NOTES: · Fail Secure "FSE" is furnished standard. When Fail Safe is required specify "FS".
· Electric lock/unlock option specify 24V.
· Price does not include 1-1/4" mortise cylinder. If cylinder is required please see cylinders.
· Lock front furnished beveled.
· When ordering specify: model no., voltage [24V], Fail Safe/Fail Secure, hand and finish. (e.g. EM303 x 24V x FS x RHRB x 630)

Device Series	Description	Device Size	Kit No.	All Finishes
Exit Alarm Kit				
Precision Wide Stile	Battery Operated*	3'-0"	ALK-3	946.00
		4'-0"	ALK-4	
	Remote Power	3'-0"	ALW-3	
		4'-0"	ALW-4	
Precision Narrow Stile	Battery Operated*	3'-0"	NALK-3	946.00
		4'-0"	NALK-4	
	Remote Power	3'-0"	NALW-3	
		4'-0"	NALW-4	
Precision**	Battery Operated*	3'-0"	RALK-3	865.00
		4'-0"	RALK-4	
	Remote Power	3'-0"	RALW-3	
		4'-0"	RALW-4	
WH495 Wiring Harness - Required for Remote Arming/Disarming the Alarm				66.00

NOTES: · Narrow and Wide Stile, kits are available in 605, 606, 612, 613, 625, 628, 630 Finishes.
· To order specify Kit No. and Finish (e.g. ALK-3 x 630).
* For Battery operated kits a 9 Volt Battery is included.
** Precision Series, kits are available in 689 or 695 Finishes.

Device Series	Description	Device Size	Kit No.	All Finishes
Door Position Monitoring Switch*				
Precision Wide Stile	Door Position Switch Kit	All	DS880	204.00
Precision Narrow Stile	Door Position Switch Kit	All	NDS986	

* Kit includes Endcap and Endcap Mounting Bracket, specify finish.

Power Transfer			
Conc Power Transfer - accepts 5/16" wire bundle - max. 120° degree swing	EPT-5		358.00
Door Loop - Armored Flex Conduit (less wires) 18" long - max. 120° degree swing	EPT-2		110.00
Electric Power Transfer	EPT-12C		803.00

Precision Component Assemblies - Wide Stile

Component Assemblies

Description	Function/ Device Type	Assembly No.	Steel Plated	628	606, 612, 613, 622 630, 690	626W, 605, 625
Active Case (Includes Lock Side Filler)						
Rim - Reversible	01, 02, 03	A2103	-	910.00	908.00	964.00
	05, 08, 14, 15	A2108				
Rim - Reversible (Fire Rated)	01, 02, 03	A2103F	-	1,134.00	1,128.00	1,198.00
	05, 08, 14, 15	A2108F				
Surface Vertical Rod - Reversible	01, 02, 03	A2203, A2203F	-	910.00	908.00	964.00
	05, 08, 14, 15	A2208, A2208F				
Mortise - Reversible	01, 02, 03, 05	A2303	-	910.00	908.00	964.00
	08, 14, 15	A2303F				
Concealed Vertical Rod (metal) - Reversible	01, 02, 03	A2803, A2803F	-	910.00	908.00	964.00
	05, 08, 14, 15	A2808, A2808F				
Concealed Vertical Rod (wood) - Reversible	01, 02, 03	A2703, A2703F	-	910.00	908.00	964.00
	05, 08, 14, 15	A2708, A2708F				
Top Latch						
Surface Vertical Rod (630 furnished for 628, includes Latch Cover)	2200, FL2200	TL22, TL22F	-	-	539.00	612.00
Concealed Vertical Rod (metal, includes Top Latch & Rod Assembly)	2800, FL2800	TL28-8, TL28-10, TL28F-8, TL28F-10	370.00	-	-	-
Concealed Vertical Rod (wood, includes Top Latch & Rod Assembly)	2700, FL2700	TL27-8, TL27-10, TL27F-8	565.00	-	-	-
Bottom Latch						
Surface Vertical Rod (630 furnished for 628, includes Latch Cover)	2200, FL2200	BL22, BL22F	-	-	481.00	550.00
Concealed Vertical Rod (metal, includes Top Latch & Rod Assembly)	2800, FL2800	BL28, BL28F	262.00	-	-	-
Concealed Vertical Rod (wood, includes Top Latch & Rod Assembly)	2700, FL2700	BL27, BL27F	440.00	-	-	-
Covers						
Active Case						
Rim	2100, FL2100	AC21	-	187.00	262.00	342.00
Rim "10" Function - Handed	2110, FL2110	AC2110				
Surface Vertical Rod	2200, FL2200	AC22				
Mortise	2300, FL2300	AC23				
Mortise "10" Function - Handed	2310, FL2310	AC2310				
Concealed Vertical Rod	2700, FL2700, 2800, FL2800	AC23	-	-	-	-
Rim "10VI" Function With Visual Lock/Unlock Indicator Window	2110VI, FL2110VI	AC2110VI	-	218.00	305.00	351.00
SVR Latch Case						
(Top or Bottom) (630 furnished for 628)	2200, FL2200	LC22	-	-	236.00	288.00

NOTES: • Assembly Nos. with Suffix "F" designate Assemblies for Fire Exit Hardware.
• Specify Hand for all reversible Active Case Assemblies.

Precision Component Assemblies - Wide Stile

Component Assemblies

Description	Function/ Device Type	Assembly No.	Steel Plated	628	606, 612, 613, 622 630, 690	626W, 605, 625
Touchbar Components						
Touchbar Assembly (less active case, end cap & brkt.)	All Devices	TBA-3,FLTBA-3, TBA-4,FLTBA-4, TBA-26,FLTBA-26	-	1,358.00	1,570.00	1,749.00
Device Endcap						
Endcap	All Devices	EC992	-	-	127.00	165.00
Mounting Bracket	All Devices	MB305	89.00	-	-	-
Center Chassis						
Concealed Vertical Rod (metal)	2800,FL2800	CCH344	549.00	-	-	-
Top Rod						
Surface Vertical Rod (Includes Rod Pin, Clip & Rod Guide) [630 furnished for 626 and 628]	7'-0" 8'-0" 10'-0"	TR1854 TR1855 TR1857	-	-	145.00	187.00
[12'-0" is not available on Fire Rated Devices]	12'-0"	TR5197	-	-	-	-
Concealed Vertical Rod (metal)	6'-8" to 8'-0" 8'-1" to 10'-0"	TR551 TR552	206.00	-	-	-
Concealed Vertical Rod (wood)	6'-8" to 8'-0" 8'-1" to 10'-0"	TR554 TR555	336.00	-	-	-
Bottom Rod						
Surface Vertical Rod (Includes Rod Pin, Clip & Rod Guide) [630 furnished for 626 and 628]	All Devices	BR1859	-	-	145.00	187.00
Concealed Vertical Rod (metal) (Includes Bottom bolt)	All Devices	BR553	206.00	-	-	-
Concealed Vertical Rod (wood) (Includes Bottom bolt)	All Devices	BR556	336.00	-	-	-
Extended Bottom Rod						
Surface Vertical Rod	All Devices	BR5247-09	-	-	236.00	288.00
Concealed Vertical Rod (metal) (Bottom bolt NOT included)	All Devices	BR5244-09	173.00	-	-	-
Concealed Vertical Rod (wood) (Bottom bolt NOT included)	All Devices	BR5246-09	173.00	-	-	-
Rod Guide, Pin & Clip						
Surface Vertical Rod	2200,FL2200	RG124	-	-	77.00	78.00
Cylinder Dogging Kit						
Cylinder Dogging Kit (1-1/4" Mortise Cylinder not included)	All Devices	CDK-3,CDK-4	-	257.00	257.00	262.00
Double Cylinder Kit - "10" Function - Handed (Cylinders not included)						
Rim Device (Includes locking/cylinder assy, cylinder collar and active case cover)		RDC-10	-	694.00	771.00	894.00
Double Cylinder With Visual Lock/Unlock Indicator Kit - "10VI" Function - Handed						
Rim Device (Includes locking cylinder assy, cylinder collar, flag assembly and active case cover)		RDC-10VI	-	1,010.00	1,083.00	1,195.00
Fire Rated Rim Device (Includes locking cylinder assy, cylinder collar, flag assembly and FL active case cover)		FRDC-10VI	-	1,261.00	1,332.00	1,445.00
Mortise Device (Includes M310 Mortise Lock, extension assy, cylinder bracket/collar and active case cover)		MDC-10	-	1,721.00	1,798.00	1,921.00
Shim Kit						
One set of 1/8" shims	All Devices	SMK994 (Dull Black)	104.00	-	-	-
Back Plate						
Access Control Trim Center Driven Cam	All Devices	BP21	101.00	-	-	-

NOTE: Converts 2101, 2102, 2103, 2108 to 21 Center driven cam exit device

Precision Component Assemblies - Narrow Stile

Component Assemblies

Description	Function/ Device Type	Assembly No.	Steel Plated	628	606, 612, 613, 622 630, 690	626W, 605, 625
Active Case (Includes Lock Side Filler)						
Rim - Non Handed	All Functions	A24	-	1,001.00	997.00	996.00
		A24F	-	1,223.00	1,219.00	1,294.00
Concealed Vertical Rod (metal) - Non Handed	All Functions	A26, A26F	-	1,001.00	997.00	1,065.00
Cover						
Active Case						
Rim	2400, FL2400	AC24	-	187.00	262.00	342.00
Concealed Vertical Rod	2600, FL2600	AC26				
Touchbar Components						
Touchbar Assembly (less active case, end cap & bracket)	All Devices	NTBA-3, FLNTBA-3, NTBA-4, FLNTBA-4	-	1,360.00	1,582.00	1,749.00
Device Endcap						
Endcap	All Devices	NEC993	-	-	127.00	165.00
Mounting Bracket	All Devices	NMB591	89.00	-	-	-
Center Chassis						
Concealed Vertical Rod (metal)	2600, FL2600	CCH343	595.00	-	-	-
Top Latch						
Concealed Vertical Rod (metal, includes Top Latch & Rod Assembly)	2600	TL28-8, TL28-10	370.00	-	-	-
	FL2600	TL28F-8, TL28F-10				
Bottom Latch						
Concealed Vertical Rod (metal, includes Bottom Bolt & Rod Assembly)	2600	BL28	262.00	-	-	-
	FL2600	BL28F				
Top Rod						
Concealed Vertical Rod (metal)	6'-8" to 8'-0"	TR551	206.00	-	-	-
	8'-1" to 10'-0"	TR552				
Bottom Rod						
Concealed Vertical Rod (metal) (Includes Bottom Bolt)	All Devices	BR553	206.00	-	-	-
Extended Bottom Rod						
Concealed Vertical Rod (metal) (Bottom bolt NOT included)	All Devices	BR5244-09	173.00	-	-	-
Cylinder Dogging Kit						
Narrow Cylinder Dogging Kit (1-1/4" Mortise Cylinder Not Included, see pg.30)	All Devices	NCDK-3, NCDK-4	-	257.00	257.00	262.00
Shim Kit						
Kit consists of: one set of 1/8" shims	All Devices	NSMK995 (Dull Black)	104.00	-	-	-

NOTE: Assembly Nos. with Suffix "F" designate Assemblies for Fire Exit Hardware.

Precision Component Assemblies

Component Assemblies

Description	Device Type	Assembly No.	Steel Plated	689, 695	Black
Covers					
Active Case					
Rim	5100, FL5100	AC5100	-	-	133.00
Surface Vertical Rod	5200, FL5200	AC5200	-	-	
SVR Latch Case (Top or Bottom)	5200, FL5200	LC5200	-	-	101.00
Device Endcap					
Endcap	All Devices	REC999	87.00	-	62.00
Mounting Bracket	All Devices	MB305			
Top Latch					
Surface Vertical Rod (Includes Latch Cover)	5200, FL5200	TL52, TL52F	-	-	369.00
Bottom Latch					
Surface Vertical Rod (Includes Latch Cover)	5200, FL5200	BL52, BL52F	-	-	308.00
Top Rod					
Surface Vertical Rod (Includes Rod Pin, Clip & Rod Guide)	7'-0"	RTR1860	-	104.00	-
	8'-0"	RTR1861			
	10'-0"	RTR1863			
Bottom Rod					
Surface Vertical Rod (metal) (Includes Rod Pin, Clip & Rod Guide)	All Devices	RBRI864	-	104.00	-
Extended Bottom Rod					
Surface Vertical Rod	All Devices	BR5248-09	-	172.00	-
Rod Guide, Pin & Clip					
Surface Vertical Rod	5200, FL5200	RRG123	-	-	62.00
Cylinder Dogging Kit					
Precision Cylinder Dogging Kit (1-1/4" Mortise Cylinder Not Included)		RCDK-3, RCDK-4	-	206.00	-

NOTES: · Assembly Nos. with Suffix "F" designate Assemblies for Fire Exit Hardware.
 · Top and Bottom Latch assemblies are priced with covers, deduct cover price if not required.

Precision Component Assemblies - Crossbar

Component Assemblies

Description	Function/Device Type	Assembly No.	606, 612 613, 630	605, 625
Active Case				
Rim - Handed	01, 02, 03	A103	1,266.00	1,414.00
	05, 08, 14, 15	A108		
Rim - Reversible	01, 02, 03	ARI03	1,266.00	1,414.00
	05, 08, 14, 15	ARI08		
Rim - Handed	01, 02, 03	A103F	1,492.00	1,644.00
	05, 08, 14, 15	A108F		
Rim - Reversible	01, 02, 03	ARI03F	1,492.00	1,644.00
	05, 08, 14, 15	ARI08F		
Surface Vertical Rod - Reversible	01, 02, 03	A203, A203F	1,266.00	1,414.00
	05, 08, 14, 15	A208, A208F		
Mortise - Handed	All Functions	A303, A303F	1,266.00	1,414.00
Inactive Case				
All - Reversible	All Devices	BI23, BI23F	913.00	1,054.00
Top Latch				
Surface Vertical Rod	200	TL22	539.00	612.00
	FL200	TL22F		
Bottom Latch				
Surface Vertical Rod	200	BL22	481.00	550.00
	FL200	BL22F		
Covers				
Active Case				
Rim - Handed	100, FL100	AC10, AC10F	264.00	344.00
Rim - Reversible	R100, FLR100	ACR10, ACR10F		
Surface Vertical Rod	200, FL200	AC20, AC20F		
Mortise	300, FL300	AC30, AC30F		
Inactive Case				
Panic Exit Hardware	All Devices	HSI23	264.00	344.00
Fire Exit Hardware	All Devices	HSI23F		
SVR Latch Case				
(Top or Bottom)	200, FL200	LC22	236.00	288.00

NOTES:

- Assembly Nos. with Suffix "F" designate Assemblies for Fire Exit Hardware.
- Assemblies are priced with covers, deduct cover price if not required.
- * Specify Hand for all reversible or handed Active Case Assemblies.

Precision Component Assemblies - Crossbar

Component Assemblies

Description	Function/ Device	Assembly No.		Steel Plated	606, 612 613, 630	605, 625
		3' Door	4' Door			
Crossbar*						
Standard	All Devices	CB123-3	CB123-4	–	182.00	220.00
Reinforced	All Devices	CBR123-3	CBR123-4	–	216.00	254.00
Knurled	All Devices	CBK123-3	CBK123-4	–	443.00	485.00
Crossbar Plug						
	All Devices	CPI23		–	48.00	52.00
Top Rod*						
Surface Vert Rod	7'-0"	TR1854		–	145.00	187.00
	8'-0"	TR1855				
	10'-0"	TR1857				
	12'-0"	TR5197				
Bottom Rod*						
Surface Vertical Rod	All Devices	BRI859		–	145.00	187.00
Extended Bottom Rod						
Surface Vertical Rod	All Devices	BR5247-09		–	236.00	288.00
Rod Guide, Pin & Clip						
Surface Vertical Rod	200, FL200	RGI24		–	77.00	78.00
Back Plate Assemblies - Rim Devices						
Rim	01, 02, 03	BP103		104.00	–	–
	05, 08, 14, 15	BP108				
Surface Vert Rod	01, 02, 03	BP203		104.00	–	–
	05, 08, 14, 15	BP208				

* 630 furnished for 626

Trim Components Assemblies

Series	Description	Kit No.			
Trim Function Conversion Kits					
4900 Trim	From "03" to "08" or "02" to "14"	FC-08	YFC-08	Precision	257.00
V4900 Trim	From "03" to "08" or "02" to "14"	VFC-08	YVFC-08	Precision	257.00
	From 4900 Trim to V4900 Trim	B-49-01	YB-49-01	Precision	
M4900 Trim	From "03" to "08" or "02" to "14"	MFC-08	MYFC-08	Precision	
2900 Trim	From "08" to "03" (**specify Lever Style and finish)	NFC-03			257.00
	From "03" to "08" (**specify Lever Style and finish)	NFC-08			
Cylinder Attachment Kits (Cylinders not included)					
Wide Stile	1700, 2000, 4900, V4900, 603 and 703A Series Trim	CA-03T			58.00
	Device, "03" function, no outside Trim	CA-03			34.00
Narrow Stile	Device, "03" function, no outside Trim	*NCA-03			55.00
	2900 Trim - for "03" function	CA-2903			64.00
	2900 Trim - for "08" function	CA-2908			64.00
Precision	808A Trim (specify finish 689 or 695)	RCA-08			64.00

** Please see specific catalog pages for finish designation.

* Specify finish

Weight Chart

Miscellaneous

Weights are to the nearest 0.25 Lb. and for estimating purposes only.	628		605, 606, 612, 613, 622, 625, 626W, 630, 690			689, 695
	Wide	Narrow	Wide	Narrow	Precision	Precision
Devices - Less Trim						
Rim	15.00	14.25	18.50	18.00	14.00	15.00
Surface Vertical Rod	18.00	—	23.25	—	19.00	18.50
Less Bottom Rod	17.25	—	21.25	—	18.00	16.75
Mortise	17.00	—	20.00	—	16.00	—
Concealed Vertical Rod (metal)	19.25	18.75	22.50	22.00	—	—
Less Bottom Rod	18.25	17.50	21.50	21.00	—	—
Concealed Vertical Rod (wood)	18.75	—	22.50	—	—	—
Less Bottom Rod	17.00	—	21.00	—	—	—
Device with DE option: add 13.00						
Trims						
1700A	3.00	—	3.00	—	3.00	—
2000A	3.25	—	3.25	—	3.25	—
2900A	—	3.00	—	3.00	—	—
4900A, 4900K	5.50	—	5.50	—	5.50	—
V4908A	6.00	—	6.00	—	6.00	—
C03	2.00	—	2.00	—	2.00	—
501	—	—	—	—	—	0.75
602, 603	—	—	—	—	—	1.00
702, 703	—	—	—	—	—	1.75
808A, 814A	—	—	—	—	—	3.25
Active Case Assembly						
Rim Device	2.50	2.00	2.50	2.00	6.00	1.25
Vertical Rod Device	3.00	—	3.00	—	6.00	1.25
Mortise Device	2.25	—	2.25	—	5.50	—
Concealed Vertical Rod (metal)	3.00	1.75	3.00	1.75	—	—
Concealed Vertical Rod (wood)	3.00	—	3.00	—	—	—
Touchbar Assembly						
3'-0" Device	10.25	10.25	13.75	13.75	—	10.25
4'-0" Device	11.50	11.50	15.00	15.00	—	11.00
ELR Device	12.50	12.50	15.00	15.00	—	—
Dummy Touchbar	8.75	8.75	14.50	14.50	—	—
Inactive Case Assembly						
3'-0" Device	—	—	—	—	3.00	—
Top Latch Assembly						
Surface Vertical Rod	2.50	—	2.50	—	2.50	2.00
Concealed Vertical Rod	2.75	2.75	2.75	2.75	—	—
Bottom Latch Assembly						
Surface Vertical Rod	2.00	—	2.00	—	2.00	1.75
Concealed Vertical Rod	2.50	2.50	2.50	2.50	—	—

* 630 furnished for 626

Mullions	
811	24.00
Mullion Fittings	
MC811	0.50
MB811	0.50
MB822	1.00
Mortise Lock	
M303, M308, M310	2.75
Low Energy Operator	
D-4990	40.00
D-4990T	40.00

Electronics	
PS-161	100
EPT-5	100
822	30.00
MC822	2.25
MC822F	2.25
FL822	30.00
KMC822	3.75
KMC822F	3.75

Quoting & Ordering

Price quotations are based on one (1) shipment to one (1) location, and are valid as identified in the quote but in no case longer than one year from the date of the quote. All exceptions will be evaluated on an individual basis.

All quotation requests will be provided by the dormakaba USA Inc. ("dormakaba USA") Representative where the project is located.

QUOTING PROCESS AND PROCEDURES: The following information is necessary to secure a price quotation from dormakaba USA.

- Distributor Name
- Distributor Location
- Distributor Contact Name and Phone Number
- Distributor e-mail contact
- Project Name
- Project Location
- Bid Date
- Architects Name, Phone Number and Architects Location
- Specification Writer Name, Phone Number and Location
- Competitive Influence / Specification

LIST OF MATERIALS TO BE QUOTED: Every attempt will be made by dormakaba USA to provide the price quotation in a timely manner. Upon completion, you will receive a copy of the quotation which will also include a valid quotation number. Once the project is secured, a copy of the quotation must accompany your purchase order and be forwarded to dormakaba USA Customer Service Department in Indianapolis for processing.

NON-STANDARD PRODUCT REQUEST: Please contact your dormakaba USA Representative to complete a Non-Standard Product Request Form.

All requests should be submitted to the following email address:
Email: product.request.us@dormakaba.com

Upon receipt of a special order request, dormakaba USA will review the configuration and determine if dormakaba USA is capable of making the special order product and will provide a response to the customer. If dormakaba USA is able to make the special order product, dormakaba USA will provide a specific sku/configuration to the customer for the special order product. This sku/configuration must be identified on all Purchase Orders. In addition, the Purchase Order must be marked as a "Special Order".

ORDERING: The following information is required for dormakaba USA to successfully process any order:

- Itemized Purchase Order (PO)
- dormakaba USA Approved Quote

Please send all orders to BAS-orderentry.us@dormakaba.com or by fax to 877-835-1030

NOTE: For detailed information on how to place an order for dormakaba USA products as well as BEST masterkey services please see the detailed section regarding "Best Ordering".

ADD ON ORDERS FOR QUOTED PROJECTS: To place an add-on order from a quoted project the Distributor must include the original quote, PO number and/or dormakaba USA's original order number. Add-On orders will be accepted for a period one (1) year from the original order date. Add-On orders received that are outside of the aforementioned period will be forwarded to the dormakaba USA Representative for re-quote.

STOCKING ORDERS: All orders for stock replenishment should be marked as "Stock" and indicate a "Ship To" address that coincides with the stocking Distributor warehouse location.

INCOMPLETE ORDER PROCESS: All orders are screened upon receipt for complete information. If an order is received incomplete, dormakaba USA Customer Service will make one (1) attempt to contact a Distributor directly for the missing requirements. If the information is not made available to dormakaba USA at that time the order will be referred to the local dormakaba USA Representative for resolution. All incomplete orders will be cancelled if not resolved after fourteen (14) calendar days.

PRICE DISCREPANCY PROCESS: All entered orders are reviewed by dormakaba USA Customer Service for accuracy and pricing consistency between the Distributor and dormakaba USA. Any order determined by dormakaba USA, in its sole and absolute discretion, to have a value greater than the Total Price shown on the Distributor purchase order will be held by dormakaba USA for a Price Discrepancy. dormakaba USA quotes are also reviewed to ensure that they are complete, approved, and match the PO. Due to pricing sensitivity, all price discrepancies must be resolved exclusively by your dormakaba USA Representative.

ORDER CANCELLATION/CHANGES: All requests for Order Cancellations and Changes (Quantity, Shipping, Finish, Function, etc) should be sent directly to dormakaba USA Customer Service. Requests via phone will be accepted, but must be accompanied by a written request. Factory Order Number, PO Number, Account Info, and Detailed Changes must be clearly indicated. Change requests can be submitted via the following methods:

Email: BAS-cshelp.us@dormakaba.com
Fax: 1-877-835-1030

All order cancellations or changes will be subject to a cancellation fee as defined in dormakaba USA's Terms and Conditions of Sale.

PRODUCTION SCHEDULING AND "DO NOT SHIP BEFORE" REQUESTS: All orders are scheduled for production and shipping based on current production lead times and availability. Scheduling is completed only when an order is released from both credit and pricing review.

Exceptions to this policy are made only when the PO is clearly marked: "Do Not Ship Before" followed by the date. (Required Date, Expected Date, etc. do not apply) These orders will be scheduled to ship on or after the date listed.

Changes to "Do Not Ship Before" dates are required in writing and should be sent to: BAS-cshelp.us@dormakaba.com.

Be advised, orders not clearly marked with a "Do Not Ship Before" designation will be payable within normal terms from the actual shipment date.

EXPEDITE REQUESTS:

- Expedite requests will be reviewed and accommodated by dormakaba USA based on production lead times and availability.
Email: BAS-expediterequest.us@dormakaba.com
- See the then current dormakaba USA Quick Ship Program for details.

WHOLESALE PURCHASE: Distributors are also free to utilize dormakaba USA's Authorized Wholesalers to purchase product. dormakaba USA does not make any guarantee of availability or pricing for purchases from an Authorized Wholesaler and the discounts afforded to Distributor by dormakaba USA shall not apply to purchases from an Authorized Wholesaler. The terms and conditions and price of product shall be as mutually agreed between Distributor and Wholesaler.

BEST Cylinder and Precision Exit Device Orders

For current pricing and ordering information associated with Best cylinders please see the Best Price Catalog.

Returned Authorization (RA) Non-Warranty

RA POLICY: A Return Authorization Form ("RA") must be utilized to return products that are not defective and otherwise in a resalable condition. Only goods with an invoice date of less than one (1) year will be considered for a non-warranty related return. All materials returned to dormakaba USA Inc. ("dormakaba USA") for any reason (other than warranty), must have a correct RA number applied to the outside of the shipping carton. A standard re-stocking charge (of the purchase price) will be applied to the Distributor's account for orders returned, including orders that were placed by customer in error. Transportation charges of returned goods must be prepaid by the Distributor. All goods must be returned within sixty (60) calendar days of RA issue date. All goods must be returned in original packaging and be in resalable condition. Product not returned in saleable condition is subject to disposal by dormakaba USA with no credit issued. Commercial Hardware items that are special made to order items will not be returned under any circumstances.

RA PROCESS: Requests for non-warranty related returns can be initiated by submitting an e-mail to

BAS-rgacreditgrp.us@dormakaba.com.

The RA Request Form must be completed entirely to process an RA. The following information will be needed:

- Company Name
 - Account Number
 - Contact Name
 - Purchaser Order Number
 - Sales Order Number
 - Item Number
 - Item Quantity
 - Phone Number
 - Description of the Problem
1. Upon review and approval of the submitted RA request, a claim number is logged and provided back to the requestor by a dormakaba USA Team member:
 2. Once a claim number is issued, this number should be noted on all references and communications concerning said RA.
 3. Product should be returned to the address below. The shipment must be marked with the approved RA claim number to ensure prompt processing and attention. All shipping charges prepaid by customer.
dormakaba USA Inc.
Attn: Returns Department
6161 East 75th Street
Indianapolis, IN 46250
 4. The RA will be processed once material is received at dormakaba USA's factory provided it is received in its original packaging and is in saleable condition.
 5. Credit is issued to the Distributor account and a credit memo is mailed to the Distributor.

Fulfillment Issues

Any quality issues (missing parts, wrong parts, handling, finish, etc) should be submitted electronically to: BAS-rgacreditgrp.us@dormakaba.com or your Local dormakaba USA Representative.

Please reference your original Purchase Order (PO) Number, Factory Order Number, Distributor Account, Contact Information (E-mail/Fax), and include a detailed description of the issue.

1) ITEMS MISSING FROM A SHIPMENT: If you have signed your shipment short, dormakaba USA Customer Service will promptly issue a No Charge replacement order for the missing products.

If the shipment was not signed short but after review, dormakaba USA Customer Service determines (based on shipping weights, packing lists, etc) that the order was indeed shipped short, a No Charge replacement will be issued.

If dormakaba USA Customer Service cannot verify a shipping error, an advance replacement order will be entered, charged, and expedited to the Distributor. The quality issue will be forwarded to the Return Authorization Credit Group for resolution.

If it is determined that the item was omitted from the order due to a dormakaba USA order entry error, a change order will be entered and expedited for the missing products.

Please see price book for further detail.

2) WRONG ITEMS RECEIVED (parts, handling, function, finish, etc):

Advanced replacements will be issued for any wrong items received. **Such orders will be charged based on pricing/discounts from the original order.** The issue will be forwarded to dormakaba USA's Return Authorization Credit Group for resolution.

Any quality issue that is determined to be either a dormakaba USA order entry and/or manufacturing error will have an advanced replacement order entered and will be expedited. An RA will be issued to return the incorrect products. No re-stock fee will apply for dormakaba USA order entry and/or manufacturing errors.

Order Form

dormakaba USA Inc.
Attn: Precision Hardware
6161 East 75th Street
Indianapolis, IN 46250

Order Form: _____

P.O. #: _____

Date: _____

Ship to: _____

Sold to: _____

Phone number: _____

Date required _____

Placed by: _____

Job name: _____

Entered by: _____

Salesperson: _____

Ship via: _____

Quantity	Product Description	Handing	Finish	Door Size

Return Authorization Form Request

- Return for Replacement Return for Credit

Date of Request: _____
 Original Order: _____
 Date of Request: _____
 Original P.O.: _____
 Invoice #: _____
 Customer Name: _____
 Account Number: _____
 Address: _____
 City: _____
 State: _____ Zip: _____
 Contact Name: _____
 E-mail: _____
 Phone: _____

NATURE OF PROBLEM

- Manufacturing Defect
- Warranty Evaluation
- Missing Parts
- Wrong Material Received
- Wrong Material Ordered
- Wrong Quantity
- Return Inventory
- Other: _____

NOTE: All returns shall be subject to dormakaba USA Inc.'s current Terms of Sale and Warranty as outlined in the price catalog.

- Ship Replacement Material to Address Above Ship Replacement Material to Address on Order

DETAILED DESCRIPTION OF DEFECT OR REASON FOR RETURN

RETURN MATERIAL			
Line Item #	Quantity	Product Nomenclature	Product Description
Please e-mail completed form to BAS-rgacreditgrp.us@dormakaba.com or Fax to 1-877-835-1030			



CORPORATE HEADQUARTERS

6161 EAST 75TH STREET
INDIANAPOLIS, IN 46250 USA

Phone 855-365-2407

bestaccess.com

For questions about ordering and to be sure you get the right configuration for your needs, [contact your BEST dormakaba sales representative](#).
6161 East 75th Street, Indianapolis, IN 46250 USA | [855-365-2407](tel:855-365-2407) | bestaccess.com

BEST is a trademark of dormakaba Holding® 2022 All rights reserved. BEST is a member of the dormakaba Group, one of the top three providers for access and security solutions, globally.

PL76PHI 01-24

dormakaba 


What's New

This price book dated January 2024 contains updated product and pricing information. All changes are listed below and take effect January 2, 2024.

BEST Mechanical & Electronic Locks; Keys/Cores, Access & Door Closers

- Prices increased by 3.7% average
- EHD9000 Pricing added
- Part updates for 6K

This page blank intentionally



NOTE: Please contact us for price information on specialty items or options not shown in this price list.
dormakaba USA Inc. reserves the right to make changes in designs and specifications or to make additions or improvements to its products without notice and without incurring any obligation to incorporate them on products previously manufactured.

Contents

Terms & Conditions of Sale	5	45HZ Keypad EZ Mortise Locks
BEST Patented Product Ordering & License	9	9KZ Keypad EZ Cylindrical Locks
Architectural Finishes	13	EXZ Keypad EZ Exit Trim
BEST Standard & Premium Keys	14	45HG Offline G Series Mortise Locks
BEST Peaks® Keys	15	9KG Offline G Series Cylindrical Locks
BEST Preferred Patented Keys	16	EXG Offline G Series Exit Trim
BEST CORMAX™ Patented Keys	17	45HBV Offline V Series Mortise Locks
B Series Padlocks	18	9KBV Offline V Series Cylindrical Locks
BEST Standard & Premium Cores	20	EXBV Offline V Series Exit Trim
BEST Peaks® Cores	21	45HM IDH MAX™ Mortise Locks
BEST Preferred Patented Cores	22	9KM IDH MAX™ Cylindrical Locks
BEST CORMAX™ Patented Cores	23	Electronic Lock Software & Accessories
D Series Service Equipment	24	BEST 45HQ Wireless Mortise Locks with Wi-Q™ Technology
KRD Series Key Retaining Devices	26	BEST 9KQ Wireless Cylindrical Locks with Wi-Q™ Technology
QU-IC-System Combining Tool Packages	27	BEST EXQ Wireless Exit Trim with Wi-Q™ Technology
E Series Cylinders	28	BEST Wi-Q™ Technology Wireless Access Management Software & Accessories
5E and 8E Series Utility Cylinders (Cam Locks)	30	BEST Wireless Conversion Kits with Wi-Q™ Technology
Keystone® Web	31	Electronic Lock Inside Escutcheon Conversion Kits
45H Series Mortise Locks	32	HD8000
47H Series High Security Mortise Lock	34	HD7000
48H and 49H Series Mortise Deadlocks	35	SL6000
40H Series Mortise Components	36	ED50LE/ED100LE Low Energy Operators
40H Strike Packages	37	D-4990 Low Energy Operator
40H Lever Sets	37	EHD9000
40H Replacement Spindles	38	Quoting & Ordering Policies
40H Screw Kits	38	Construction Core Orders
40H Faceplate Kits	39	Returned Authorization (RA)
40H Visual Indicator Thumb-Turn Kit	39	Return Policy and Fulfillment Issues
40H Indicator Laminate Kit	39	Forms
J Series Semi-Trailer Kingpin Locks	40	
6K Series Grade 2 Cylindrical Locks - Knobs	41	
7KC Series Grade 2 Cylindrical Locks - Levers	42	
8K Series Grade 1 Cylindrical Locks - Knobs	43	
9K Series Grade 1 Cylindrical Locks - Levers	45	
AK Series Knob Adaptations (formerly KA series)	47	
L Series Cabinet Locks	48	
P Series Push Locks	49	
S Series Sliding Door Locks	50	
SPSL – Secure Patient Safety Lever	51	
SSRL - Secure Seclusion Room/Time Out Room Locks	53	
SEDA – Secure Emergency Door Alarm	54	
T Series Tubular Deadbolts	55	
W Series Electric Switch Locks	56	
45HW Series Electromechanical Mortise Locks	57	
47HW Series High Security Electromechanical Mortise Locks	58	
8KW/9KW Series Electromechanical Cylindrical Locks	59	
Electromagnetic Lock Accessories		

TERMS AND CONDITIONS OF SALE

Acceptance. The following Terms and Conditions of sale are applicable to all Quotations, Contract, Purchase Orders, Order Acknowledgement Forms, and sales of Seller's services and products, and are the only applicable terms and conditions thereto, except for terms establishing prices, quantities, delivery schedules, terms of payment, invoicing, shipping instructions, and the identification of the products associated with each transaction. If any conflict exists between the Terms and Conditions and a Quotation, Purchase Order, Order Acknowledgment form, or sale, these Terms and Conditions shall prevail BY REQUESTING A QUOTATION OF ORDERING ANY PRODUCTS OR SERVICES FROM SELLER, BUYER AGREES TO ALL THE FOLLOWING TERMS AND CONDITIONS. If a written contract signed by both parties is in existence covering the sale of the goods and services, the terms and conditions of the contract shall control to the extent they are inconsistent with these Terms and Conditions.

1. Order Procedure. Buyer may or may not request the preparation of a Quotation prior to ordering any products or services from Seller. Buyer then shall place a Purchase Order with Seller. By placing a Purchase Order, Buyer makes an offer to purchase products or services from Seller pursuant to these Terms and Conditions. Seller, in its discretion, may accept or reject the Purchase Order. If Seller accepts the Purchase Order, Seller shall issue an Order Acknowledgement Form confirming Buyer's order. No Purchase Order is binding on Seller unless accepted by Seller as provided in these Terms and Conditions.

2. Quotations. All Quotations by Seller are subject to change or withdrawal without prior notice to Buyer unless otherwise specifically stated in the Quotation. Quotation prices are valid on Purchase Orders placed within 90 days of the quote being issued, unless otherwise specifically stated in the quotation. If no order is placed within the stated time frame, prices may be adjusted to reflect the then-current published prices, surcharges, escalators, or other pricing adjustment due to, among other things, costs of materials, labor, transportation, taxes, duties, and other cost increases to Seller. All resulting Purchase Orders become effective only if and when approved and accepted in writing by Seller by the issuance of its Order Acknowledgement Form. Seller reserves the right to discontinue manufacture of any products or change products materials, design, or specifications without notice.

Quotation prices are valid on Purchase Orders placed within 90 days of the quote being issued, unless otherwise specifically stated in this quotation. If no order is placed within the stated time frame, prices may be adjusted to reflect the then-current published prices, surcharges, escalators, or other pricing adjustment due to, among other things, costs of materials, labor, transportation, taxes, duties, and other cost increases to Seller. All resulting Purchase Orders become effective only if and when approved and accepted in writing by Seller by the issuance of its Order Acknowledgement Form. All Quotations and resulting orders are subject to Seller's Terms and Conditions set forth in the price book

.3. Site Requirements.

- a. The Quotation is contingent upon all work being performed during normal business hours unless otherwise negotiated and a mutually agreeable schedule. The Quotation is calculated on one continuous installation engagement based on acceptable site conditions where other dependent scopes have completed preparation for proposed materials [i.e. electrical work, floor work, adjacent construction]. When Buyer has given authorization for work to begin, no other scopes may impede Seller's ability to complete installation in agreed upon area. Seller reserves the right to invoice for costs that are incurred due to unacceptable site conditions or delays by others resulting in additional installation visits.
- b. Signed acceptance by Buyer of shop drawings and/or submittals shall be interpreted as acceptance that proposed scope is the correct interpretation of construction documents. Any field

verification and/or work required by others as detailed in the submittal will be provided and coordinated by Buyer. Work shall not begin nor shall orders be placed for any projects until all shop drawings and submittals have been approved in writing by Buyer.

4. Warranty. Seller warrants only that all products sold pursuant to a Quotation or Purchase Order will conform to the description in the Price Book and will be free from defects in workmanship and materials. The duration of each product warranty is dependent on the particular product. Refer to EAD & DHW warranty statement. Extended warranties may be available for an additional cost. Seller is not responsible for defects or damages caused by wear and tear, consumable materials, vandalism, fires, storms, floods, acts of God, misuse, abuse or alteration by any company other than Seller. Seller further warrants that Buyer will receive good and valid title to the products. Any claim on account of nonconforming or defective products or for any other cause whatsoever shall conclusively be deemed waived by Buyer unless written notice thereof is given to Seller promptly after discovery but no later than sixty (60) days from date of shipment. Seller shall have the right either to replace or repair any nonconforming or defective products, to refund the purchase price upon return of the products, or to grant a reasonable allowance on account of such nonconformance or defect Seller's liability and Buyer's exclusive remedy for nonconforming or defective products shall be limited solely to replacement, repair, refund, or allowance as Seller may elect. Seller shall be given reasonable opportunity to investigate all claims and no materials shall be returned to Seller until after inspection and approval by Seller and receipt by Buyer of written shipping instructions from Seller. Buyer acknowledges and agrees that the remedies set forth in this paragraph are Buyer's exclusive remedies for the delivery of nonconforming or defective products.

Additional Warranties

- a) No credit will be provided for any work completed by others during warranty term.
- b) Warranty work will be performed during normal business hours with our standard response times. Any warranty work taking place beyond normal business hours or with expedited response time may be billable.
- c) Products repaired or replaced under the warranty are warranted only through the remainder of the original warranty period.

Disclaimer of Further Warranties. Except as set forth above, there is no warranty, representation, or condition of any kind, express or implied (including no warranty of merchantability or fitness of the products for any use contemplated by Buyer) concerning Seller's products or services and none shall be implied by law.

5. Limitation of Liability and Remedies. Seller shall not be liable, and Buyer waives all claims against Seller for any incidental, consequential, or special damages, including without limitation, lost revenues and profits even if Seller has been advised of the possibility of such damages. Buyer's exclusive remedy for any cause of action under these Terms and Conditions is a claim for damages and in no event will damages or any other recovery of any kind against Seller exceed the purchase price of the specific products or services as to which the claim is made. Seller will not be liable to Buyer for any loss, damage, or injury to persons or property resulting from the handling, storage, transportation, resale, or use of the products in manufacturing processes, or in combination with other substances, or otherwise.

6. Intellectual Property Indemnification. (a) Seller agrees to defend, indemnify and hold Buyer harmless against any claims, costs, damages, liability and expenses resulting from actual or alleged patent, trademark, or copyright infringement, misappropriation of confidential information, or violation of any other intellectual property right, domestic or foreign, in the selling or use of any part or product that is owned by Seller and that pertains to the subject matter of a Quotation, Purchase Order, or

TERMS AND CONDITIONS OF SALE

sale of products or services [provided that the product is not modified in anyway by Buyer or any other party, and that the product is used in the manner intended by Seller]. If a suit or claim results in any injunction or any other order that would prevent Seller from supplying any product falling under a Quotation, Purchase Order, or sale, or if the result of such a suit or claim would, in the reasonable opinion of Seller, otherwise cause Seller to be unable

to supply such products, Seller shall have the right, at its option, if it so chooses, to do one or more of the following: (i) secure an appropriate license to permit Seller to continue supplying the products to Buyer; (ii) modify the relevant product so that it becomes non-infringing, provided that any modification does not cause any material change to the operation or performance of the product; or (iii) replace the relevant product with a non-infringing but practically equivalent product. (b) Buyer agrees to defend, indemnify, and hold Seller harmless against any claims, costs, damages, liability and expenses resulting from actual or alleged patent, trademark, or copyright infringement, misappropriation of confidential information, or violation of any other intellectual property right, domestic or foreign, in the making, using or selling of any product or using any process that is owned by Buyer or is designed or specified by Buyer and that pertains to the subject matter of a Quotation, Purchase Order, or sale.

7. Ownership of Inventions. All drawings, know-how, designs, confidential information, and the like disclosed to Buyer by Seller and all rights therein will remain the property of Seller. Buyer shall have no claim to, ownership interest in, no license to, or no rights to any information provided or communicated by Seller.

8. Lead Times. If applicable, lead times are based on standard requirements by factory to provide materials proposed. Ship dates will be provided as estimate only once order is placed with the factory. Adequate packaging will be provided for any normal shipping circumstance such that materials will be protected and labeled as required. Special packaging may be provided for an additional expense. Shipping will be cost effective unless expedited fees are accepted by Buyer. If materials are to be provided to job site or Buyer location, dormakaba will make an informed decision as to the best instruction to provide the shipping company. If materials are not required to have direct delivery, materials will be brought to branch for pickup by Buyer. All freight terms shall be FOB. Any claims for damage in transit or lost freight, receiving, and inspection of materials is the responsibility of Buyer. It is a requirement of Buyer to inspect and review all materials prior to accepting shipment.

9. Title/Risk of Loss. All products shall be shipped FOB Seller's manufacturing facility to Buyer's designated delivery location. Unless otherwise agreed by the parties, Seller shall select the method of and carrier for the products. Seller reserves the right to ship items in a single or in multiple shipments. Title and risk of loss to products ordered passes to Buyer upon delivery of the products to the freight carrier. Unless mutually agreed upon in writing, shipping dates are approximate and are based upon prompt receipt of all necessary information.

10. Prices. Quoted price is valid for 90 days. Seller reserve the right to revise quotations after the 90 days. All accepted Purchase Orders are subject to Seller's price in effect at time of shipment. Buyer shall be responsible for any increase in freight rates or transportation charges occurring after Seller prepared the Order Acknowledgment Form on the Order Acknowledgment Form. Buyer shall pay to Seller in addition to the purchase price the amount of all fees, duties, licenses, and all sales, use, privilege, occupation, excise, or other taxes, federal, state, local, or foreign which Seller is required to pay or collect in connection with products or services sold to Buyer.

11. Payments. Unless otherwise agreed in writing between the parties, all Seller's invoices are payable within thirty (30) days of their date. Time is of the essence. Interest on past due amounts will be assessed at the rate

of 2% per month (24% per annum), or the maximum allowable by law.

Seller reserves the right to full payment upon completion of work unless credit is pre-established. For any work requiring materials purchase or scheduling, a 50% deposit is due at time of proposal acceptance. Twenty percent (20%) of the Quotation, Purchase Order value may be billed after job award. Joint check agreements may be requested at the discretion of Seller. If payment is outstanding for any one account, work may be stopped and outstanding orders cancelled until account is restored. Should Seller require the use of collection, attorney's fees, or fees for insufficient funds, Buyer agrees that these funds will be repaid to Seller. Seller retains the right to file a lien against all or part of the property being improved. Seller reserves the right to add a 2.5% charge if invoice becomes delinquent beyond terms.

12. Cancellation. In the event a Buyer's Purchase Order and the issuance of an Order Acceptance Form is cancelled, it will be subject to standard 35% restocking fees, cancellation fees, engineering fees, materials & freight costs incurred, and administrative fees. Standard cancellation is 20% of order as long as no materials have been ordered. Should Buyer release material orders, Buyer will be liable for that portion of the job and 20% of the remaining amount of work unperformed/unordered.

13. Storage. If applicable, Seller reserves the right to implement a storage fee if delivery is delayed after agreed upon date. Should project timeline require storage of materials, Seller reserves the right to bill for those materials at the time they have been received at a Seller location, Buyer location, or at job site. Certificate of insurance for stored materials can be provided to Buyer upon request. Signed acceptance by Buyer of shop drawings and/or submittals shall be interpreted as acceptance that proposed scope is the correct interpretation of construction documents. Any field verification and/or work required by others as detailed in the submittal will be provided and coordinated by Buyer.

14. Insolvency. Seller may, at any time or times, suspend performance of any order or require payment in cash, security, or other adequate assurance satisfactory to Seller when, in Seller's opinion, the financial condition of Buyer or other grounds for insecurity, including the filing of a petition for bankruptcy, warrant such action.

15. Force Majeure. Seller shall not be liable for any delay in fulfilling any order due to (a) fires, floods, strikes, or other labor disputes, accidents to machinery, acts of sabotage, riots, precedence or priorities granted at the request or for the benefit, directly or indirectly, of the federal or any state government or any subdivision or agency thereof, delays in transportation or lack of transportation facilities, restrictions imposed by federal or state legislation or rules of regulations thereunder; or (b) any cause beyond the control of Seller.

16. Ownership of Equipment. Unless otherwise agreed in a writing, all material, equipment, facilities, and special tooling, which term includes but is not limited to jigs, dies, fixtures, molds, patterns, special taps, special gauges, special test equipment, and manufacturing aids and replacements thereof, used in the manufacture of the products covered by any order shall remain the property of Seller. Any material, tooling, and equipment furnished to Seller by Buyer shall be and remain the personal property of Buyer with the title to and right of possession remaining in Buyer.

17. Confidential Information. All information furnished or made available by Seller to Buyer in connection with a transaction shall be held in confidence by Buyer. Buyer agrees not to use such information or disclose such information to others without Seller's prior written consent. The obligations of this paragraph does not apply to any information which (a) at the time of disclosure was, or thereafter becomes, generally available to the public by publication or otherwise through no breach by Buyer of any obligation herein, (b) Buyer can show by written records was in Buyer's possession prior to disclosure by the disclosing party,

TERMS AND CONDITIONS OF SALE

(c) is legally made available to Buyer by or through a third party having no direct or indirect confidentiality obligation to Seller with respect to such information, (d) was independently developed by Buyer without use of any of Seller's confidential information, or (e) is required to be disclosed pursuant to applicable law.

18. Waiver. No waiver by Seller of any of these Terms and Conditions shall be effective unless explicitly set forth in writing and signed by Seller. No failure to exercise, or delay in exercising, any rights, remedy, power, or privilege arising from these Terms and Conditions shall operate or be construed as a waiver thereof, nor shall any single or partial exercise of any right, remedy, power, or privilege hereunder preclude any other or further exercise thereof or the exercise of any other right, remedy, power or privilege.

19. Assignment. No assignment of any right or interest or delegation of any obligation or performance of Buyer under this order may be made without the prior written consent of Seller. Any attempted assignment or delegation will be wholly void and totally ineffective for all purposes.

20. Choice of Law. All sales, agreements for sale, offers to sell, proposals, acknowledgments and contracts of sale, including, but not limited to, Purchase Orders accepted by Seller, shall be considered a contract under the laws of the State of Delaware, and the rights and duties of all persons, and the construction and effect of all provisions hereof, shall be governed by and construed according to the laws of the State of Delaware.

21. Integration Clause. These Terms and Conditions constitute the entirety of terms and conditions, except as set forth in paragraph one, governing the sale and purchase of products and services sold by Seller. No modification of these Terms and Conditions shall be of any force or effect unless in writing and signed Seller and Buyer. Buyer may desire to utilize its own form of acknowledgment or acceptance of these Terms and Conditions. However, the use of any such form shall be for convenience only. No modification of these Terms and Conditions shall be affected by the acknowledgment or acceptance of purchase orders, shipping instruction forms, bills of lading or any other document containing terms or conditions at variance with or in addition to those set forth herein, all such varying or additional terms being hereby objected to and rejected by Seller and deemed to be waived by Buyer.

22. Installation Projects. Communication: Buyer shall communicate all of these installation terms to any end-user receiving installation services from dormakaba. **Work Execution:** Any installation quote is prepared with the understanding that openings within the scope of work ("Work") have doors and frames in good working order. dormakaba will perform the Work in the order set forth in a field survey conducted by an end-user; an end-user consultant, or Buyer prior to beginning the installation. Work shall occur weekdays during normal business hours (M-F, 8am – 5pm, local time). Work performed outside of normal business hours is available at a rate of 135% of the normal base rate. Any Work requested to be performed outside of normal business hours will require start and stop time confirmation with installation site, such start and stop time to be obtained by the Buyer or the end-user. Installation Projects are performed as one continuous installation event, from commencement until the completion of the installation. Unless specifically noted otherwise in writing, there will be additional charges for delays or additional trips not caused by dormakaba. Commencement of installation is conditioned on acceptable site conditions, including the completion of dependent scopes of work (e.g., electrical work, keying meetings, distribution of credentials). When Buyer or end-user has given authorization for work to begin, Buyer or end-user shall ensure no other scopes may impede dormakaba's ability to complete installation in agreed upon area. dormakaba reserves the right to assess a fee for costs incurred due to unacceptable site conditions or delays by others resulting in additional installation visits. Union labor, prevailing wage, and certified payroll are excluded from the installation quote unless otherwise set forth in writing. Insurance certificates will be provided upon request. Coverage is limited to the types and amounts set forth on the insurance certificate. Includes execution of materials only as detailed within proposal. Additional Charges: Additional charges may be assessed for delays or additional

install time to correct any deficiencies or discrepancies between scope of work and actual jobsite. Any dormakaba materials delivered to Buyer but missing from installation site will be reordered at customer's expense. Any hardware changes or change orders shall be quoted on a separate proposal and timeline. Storage: dormakaba reserves the right to assess a storage fee if Buyer or end-user causes delivery to be delayed after the agreed upon delivery date. Should project timeline require storage of materials after delivery to Buyer or end-user, through no act or omission of dormakaba, dormakaba reserves the right to assess a storage fee, Buyer location, or at job site. Certificate of insurance for stored materials can be provided to Buyer upon request. Exclusions: Unless explicitly included in the installation quote, these are excluded: Distribution to staff of any form of keys, fobs or cards or credentials; any temporary security, barricades, or signage; all carpentry work outside of this specification including drywall, paint, framing, patching of existing holes, etc.; union labor, prevailing wage & certified payroll unless noted otherwise; permits are the responsibility of the end-user; Any special consideration for asbestos and lead paint hazards; any bonds; disposal of material and packaging; damage from negligence, vandalism or Force Majeure; cleaning of site beyond broom clean; cost for special insurance requirements; consumable materials (e.g., batteries); any electrical work including 120v connections and low voltage wiring pulls; and other similar categories of labor and materials not included in the installation quote.

23. Installation Warranty dormakaba will provide one (1) year warranty on materials to be free from manufacturer defects and on installation labor performed. Extended warranties are available for an additional cost. dormakaba is not responsible for defects or damages caused by wear and tear, consumable materials (e.g., batteries), vandalism, fires, storms, floods, acts of God, misuse, abuse, or alteration on by any company other than dormakaba. No credit will be provided for any work completed by others during warranty term. dormakaba reserves the right to withhold the performance of warranty work if Buyer payments have become past due. Warranty work will be performed during normal business hours with our standard response times. Any warranty work taking place beyond normal business hours or with expedited response time may be billable. In the event that Buyer, its agents, employees, successors, and/or assigns tampers with, misuses, removes any parts, or adds any parts or equipment, Buyer agrees to indemnify, save and hold harmless dormakaba, its agents, employees, successors, and/or assigns, from any and all liability, damages, or losses, including reasonable attorney's fees, arising out of, or incidental to, the aforementioned conduct. dormakaba warrants that all goods manufactured by dormakaba and all services provided by dormakaba hereunder will be free from defects in workmanship and materials for twelve (12) months from the date of final project invoice to the carrier, unless sold as "With All Faults", "Shop", "As Is", "As They Stand" or other similar designation. Products repaired or replaced under the warranty are warranted only through the remainder of the original warranty period.

April 2023

BEST PATENTED PRODUCT ORDERING & LICENSE

SALE OF BEST PATENTED PRODUCT: In accordance with the [dormakaba USA Inc. \("dormakaba USA"\) Masterkey Code and Masterkey Service Policy](#), only Authorized Distributors meeting certain necessary qualifications and standards shall be selected by dormakaba USA to sell Best Patented Product. Selection shall be at the sole discretion of dormakaba USA and shall be evidenced in writing via the Distributor Agreement or its select addendums.

STOCKING OF BEST PATENTED PRODUCT: Furthermore, dormakaba USA may authorize only select Authorized Distributors to purchase and stock Best Patented Product and have access to [Best Patented Masterkey Codes by entering into a Best Patented Masterkey System Distributor Agreement Addendum](#) (the "Authorized Stocking Distributor"). As a condition to the Authorized Stocking Distributor's continued access to Best Patented Masterkey Codes, it must comply at all times with the Best Patented Key Systems Security Procedure.

SECURITY AUTHORIZATION FORM: It is a responsibility of the Authorized Distributor to ensure that Best Patented Product does not end up in the possession of unauthorized individuals or entities. The Authorized Distributor must ensure that the End User completes a Best Patented Masterkey System Security Authorization Form (the "[Security Authorization Form](#)"). The [Security Authorization Form](#) designates those individuals within the End User's organization that are authorized to place orders with the Authorized Distributor for Best Patented Product. The [Security Authorization Form](#) must be completed and signed by the End User.

It is the Authorized Distributor's full responsibility to validate the End User's signature as identified on the [Security Authorization Form](#) prior to accepting any orders for Best Patented Product.

In certain circumstances the Authorized Distributor selling and/or stocking the Best Patented Product will not contract directly with the End User. In these circumstances, the Authorized Distributor is required to work with its reseller to ultimately ensure that the End User submits a signed [Security Authorization Form](#) to dormakaba USA.

For those Distributors who have been authorized by dormakaba USA to stock Best Patented Product, it is their responsibility to ensure that they have a completed Security Authorization Form on file for each End User that places an order with the Authorized Stocking Distributor for Best Patented product and that the Authorized Stocking Distributor authenticates the signature of each Best Patented Product order utilizing the Security Authorization Form.

dormakaba USA shall have the right to audit all [Security Authorization Forms](#) maintained by the Authorized Distributors for completeness, accuracy and compliance with this Policy.

BEST CORMAX™ PATENTED KEYING SYSTEM-PATENT LICENSE:

1. The Best Cormax keying system being offered for sale under this price catalog is protected by valid and enforceable patents issued by the United States Patent and Trademark Office pursuant to United States Federal Law (including U.S. Patent Nos. 7,681,425 and 5,615,566 [also designated as US RE 39,364] (collectively, the " Best Patents"). The rights to the Best Patents belong to dormakaba USA Inc. ("dormakaba USA"). The Best Cormax keying system is comprised of two main components, a core and one or more keys. The combination of the Best Cormax core and key(s) is protected by the Best Patents. The Best Cormax keys, key blanks, and cores contain registered trademarks belonging to dormakaba USA. **dormakaba USA considers its patent and trademark rights to be valuable intellectual property assets that are important in protecting security and maintaining key control of its products. Accordingly, it is in dormakaba USA's best interest and, more importantly, it is in the best interest of its end users, that the Best Cormax system be managed in a manner that guards against unauthorized key duplication, which compromises the security of the Best Cormax system.** As a condition of purchase of a Best Cormax system from dormakaba USA or one of its authorized distributors, the following limitations on the express and implied contractual and intellectual property rights with respect to the Best Cormax system and the Best Patents shall apply:

- a. All Best Cormax systems shall be sold with a limited license to practice the Best Patents by combining and using (i) the Best Cormax core that is purchased with the Best Cormax system with (ii) the Best Cormax key(s) and/or key blanks(s) that are purchased with the Best Cormax system.
- b. This license is conditioned upon the purchase of a Best Cormax core and key (or core and key blank) combination only from dormakaba USA or one of its authorized distributors. Only dormakaba USA and its authorized distributors are authorized to sell the core and key(s)/blank(s) that comprise the Best Cormax system. All other sales of those items, individually or together, including either finished Best Cormax keys or unfinished key blanks suitable for finishing into Best Cormax keys, by any party other than dormakaba USA or one of its authorized distributors, for purposes of making the patented core and key combination, are not authorized sales and are excluded from this license.
- c. In the event that an end user sells a Best Cormax core, either standing alone or in connection with a sale of the structure or building in which it is installed, to a third party, the end user shall be required to notify the third-party purchaser of the terms and conditions and limitations of this license, which equally apply to the third party purchaser.

BEST PATENTED PRODUCT ORDERING & LICENSE (continued)

- d. dormakaba USA does not grant under the license, the right to sell any Best Cormax keys or key blanks to a third party, except in connection with a sale of the corresponding Best Cormax core in a manner that complies with the terms, conditions, and limitations of this license.
- e. Best Cormax keys and/or key blanks will be shipped by dormakaba USA or one of its authorized distributors directly and only to employees, as designated in the Security Authorization Form.
- f. In order to maintain the integrity of the Best Cormax system, the Best Cormax key or key blank should not be altered at any time to operate any core/cylinder for which such key or key blank was not originally intended.
- g. In the event that any of the procedures outlined herein are not strictly followed with respect to the handling of Best Cormax keys and key blanks, dormakaba USA may require following good faith discussions, the prompt return via UPS/AOD or equivalent, of all Best Cormax keys and/or blanks. Those items, in like new condition, shall be repurchased by dormakaba USA at the original sale price less a restocking fee.
- h. Should any terms of this license be found to be invalid, by operation of law or otherwise, all other provisions herein shall remain in full force and effect.

BEST MASTERKEY CODE AND MASTERKEY SERVICE POLICY

I. DISTRIBUTOR MASTERKEY SERVICES

All dormakaba USA Inc. ("dormakaba USA") Authorized Distributors, Aftermarket Wholesalers, and Locksmiths ("Authorized Distributors") can create, modify or extend masterkey codes for the benefit of their end user customers ("End Users") for Best non-patented masterkey systems; provided, however, the services must be performed in line with industry standards. With the express written permission of dormakaba USA, select Authorized Distributors can create, modify or extend masterkey codes for the benefit of End Users for a Best Patented Masterkey System (pursuant to the terms and conditions of Section C below). Authorized Distributor's failure to comply with the terms of this policy could result in dormakaba USA's termination of its Distributor Agreement as well as dormakaba USA's pursuit of any remedies available at law.

A. END USER INFORMATION AND CODE RELEASE:

All masterkey codes (both patented and non-patented) previously generated by dormakaba USA are available for distribution to End Users (and/or their designated Authorized Distributor, if applicable) via the End User Web Portal at <http://masterkeycodeportal.bestaccess.com/Login.aspx>. For a hard copy of the End User Information and Code Release Form, please contact your dormakaba USA End User Consultant. End user codes will be distributed solely to those Authorized Distributors (a) identified by the End User on a fully executed End User Information and Code Release Form received by Best, and (b) for the release of Best Patented Masterkey Codes, the Authorized Distributor is authorized by dormakaba USA to receive and process Best Patented Masterkey Codes (as more fully described in Section C below.) No exceptions will be made to this policy.

B. BEST NON-PATENTED MASTERKEY SYSTEM

As of September 4, 2012, dormakaba USA no longer requires a Security Authorization Form to be signed by the End User prior to dormakaba USA and/or its Authorized Distributor accepting core and key orders for non-patented keying systems. All valid End User communications for orders related to non-patented keying systems will be fulfilled at the End User's liability.

C. BEST PATENTED MASTERKEY SYSTEM

The Best Patented Masterkey System provides a higher level of protection against unauthorized key duplication and crossovers and, in order to maintain the quality of a Best Patented Masterkey System, the following terms and conditions of this policy shall apply to any and all Authorized Distributors with access to Best Patented Masterkey Systems. For the purpose of this policy, "Best Patented Product" shall mean the Best Cormax (including cores and keys), as well as any and all future product dormakaba USA designates as patented product for the purpose of this policy. "Best Patented Masterkey Systems" and "Best Patented Masterkey Codes" shall mean the respective masterkey system or codes of any Best Patented Masterkey Product.

Sale of Best Patented Product: As further described in this Section C, only those Authorized Distributors meeting certain necessary qualifications and standards shall be selected by dormakaba USA to sell Best Patented Product. Selection shall be at the sole discretion of dormakaba USA and shall be evidenced in writing via the Distributor Agreement or its select addendums.

Best Patented Security Authorization Form: It is a responsibility of the Authorized Distributor to ensure that Best Patented Product does not end up in the possession of unauthorized individuals or entities. The Authorized Distributor must ensure that the End User completes a Best Patented Masterkey System Security Authorization Form (the "Security Authorization Form") as outlined in this [Section C](#). The [Security Authorization Form](#) designates those individuals within the End User's organization that are authorized to place orders with the Authorized Distributor for Best Patented Product. The [Security Authorization Form](#) must be completed and signed by the End User.

It is the Authorized Distributor's full responsibility to validate the End User's signature as identified on the [Security Authorization Form](#) prior to accepting any orders for Best Patented Product.

In certain circumstances the Authorized Distributor selling the Best Patented Product will not contract directly with the End User. In these circumstances, the Authorized Distributor is required to work with its reseller to ultimately ensure that the End User submits a signed [Security Authorization Form](#) to dormakaba USA.

dormakaba USA shall have the right to audit all [Security Authorization Forms](#) maintained by the Authorized Distributors for completeness, accuracy and compliance with this Policy.

Sale of Combined Best Patented Product through Distributor: dormakaba USA may authorize select Authorized Distributor to purchase and resell to an End User Best Patented Product that has been combined by dormakaba USA Personnel. In this instance, a [Security Authorization Form](#) must be completed and signed by the End User and provided by the Authorized Distributor to dormakaba USA with each Best Patented Product order.

Stocking of Best Patented Product: dormakaba USA may authorize select Authorized Distributors to purchase and stock Best Patented Product and have access to Best Patented Masterkey Codes by entering into a [Best Patented Masterkey System Distributor Agreement Addendum](#) (the "Authorized Stocking Distributor") As a condition to the Authorized Stocking Distributor's continued access to Best Patented Masterkey Codes, it must comply at all times with the [Best Patented Key Systems Security Procedure](#). In addition, it is the responsibility of the Authorized Stocking Distributor to ensure that they have a completed [Security Authorization Form](#) on file for each End User that places an order with the Authorized Stocking Distributor for Best Patented product and that the Authorized Stocking Distributor authenticates the signature of each Best Patented Product order utilizing the [Security Authorization Form](#).

Best Patented Masterkey Code Generation: To assist in reducing the possibility of duplication within a keying system and ensure security, all Best Patented Masterkey Codes must be created, modified and/or extended by Best's masterkey personnel and/or an Authorized Stocking Distributor. The unauthorized duplication or release of Best Patented Masterkey Codes to non-authorized people or organizations, including, but not limited to, unauthorized distributors, wholesalers, private locksmiths, other lock manufacturers, architects, or contractors, is a violation of this policy as well as the infringement of patent rights and other intellectual property rights of dormakaba USA. In addition to any other recourse available under law, the unauthorized release of Best Patented Masterkey Codes by any Authorized Stocking Distributor shall result in immediate termination.

Best Patented Masterkey System Exclusive Keyways: Upon request from an End User to release Best Patented Masterkey Codes previously generated by dormakaba USA that are on an exclusive keyway, dormakaba USA will send a notification to the End User reminding them that their patented codes are on an exclusive keyway. dormakaba USA will provide a copy of this notice to the Authorized Stocking Distributor. To assist in reducing the possibility of duplication within an End User exclusive keying system and ensure security, all exclusive Best Patented Masterkey Codes must be created, modified and/or extended and recorded in dormakaba USA's BESTCode masterkey code management tool.

Should dormakaba USA approve an Authorized Stocking Distributor to establish a Best Patented Masterkey System on an exclusive keyway, the Authorized Stocking Distributor shall be required to sign a [Best Patented Masterkey System Exclusive Keyway Addendum](#). To assist in reducing the possibility of duplication within a Distributor exclusive keying system and ensure security, all exclusive Best Patented Masterkey Codes must be created, modified and/or extended and recorded in dormakaba USA's BESTCode masterkey code management tool.

BEST MASTERKEY CODE AND MASTERKEY SERVICE POLICY (continued)

Copies of Best Patented Masterkey Codes: dormakaba USA shall have a right to a copy of all Best Patented Masterkey Codes that have been originated, modified, extended or otherwise maintained by the Authorized Stocking Distributor in the dormakaba USA BESTCode system in order for dormakaba USA to be able to provide continued support either directly, or indirectly, to the End User.

II. BEST MASTERKEY SERVICES

A. BEST MASTERKEY SERVICES PROVIDED TO DISTRIBUTOR:

dormakaba USA, upon request and at its sole discretion, may provide select masterkey services to an Authorized Distributor for both non-patented masterkey systems and Best Patented Masterkey Systems. In order for an Authorized Distributor to place an order for the extension of, or modification to, a masterkey system previously created or maintained by dormakaba USA, the End User must have selected that Authorized Distributor as its authorized designee in the End User Information & Code Release Form received by dormakaba USA. Complete keying instructions must be given before a Best order can be properly acknowledged with an estimated delivery date. dormakaba USA reserves the right to charge for the service of a customized masterkey security solution with the purchase of a Best product. A master key service charge of \$120 (net) will be assessed for each new construction core that is being used in a non dormakaba manufactured Small Format Interchangeable Core product. Best Patented Masterkey System products shall not be provided without the associated masterkey services being provided by dormakaba USA. All Masterkey Services provided by dormakaba USA shall be subject to the terms and conditions of the Best Masterkey Service Order Acknowledgment which shall be provided upon acceptance of the order for Masterkey Services.

B. BEST BESTCODE:

dormakaba USA may, in its sole discretion, make available its BESTCode masterkey code management tool to select Authorized Distributors that meet certain training and certification requirements. If offered, BESTCode will be made available for an annual subscription fee as outlined in the Best pricing catalog. All codes made available to Authorized Distributors in the BESTCode system shall be subject to the BESTCode User License Agreement and will be provided in accordance with this Policy. The BESTCode masterkey code management tool is not available for use with dormakaba Commercial Hardware products.

III. FORMS

For a copy of the following forms please contact the dormakaba USA End User Consultant.

- End User Information and Code Release Agreement
- Best Patented Masterkey System Distributor Agreement Addendum (Exhibit B)
- Best Patented Masterkey System Security Authorization Form
- Best Patented Key Systems Security Procedure
- Best Patented Masterkey System Exclusive Keyway Addendum
- Best Patented Masterkey System End User Specific Distributor Agreement Addendum (Exhibit D)

dormakaba USA reserves the right to change, modify or update this Policy at any time, in its sole discretion.

Architectural Finishes

BHMA No.	U.S. No.	Description
605	3	Bright brass, clear coated
606	4	Satin brass, clear coated
611	9	Bright bronze, clear coated
612	10	Satin bronze, clear coated
613	10B	Oxidized satin bronze, oil rubbed
618	14	Bright nickel plated, clear coated
619	15	Satin nickel plated, clear coated
622	19	Flat black, coated
625	26	Bright chromium plated
626	26D	Satin chromium plated
627	27	Satin aluminum, clear coated
628	28	Satin aluminum, clear anodized
629	32	Bright stainless steel
630	32D	Satin stainless steel
690	20	Dark bronze coated
600		Primed (painted)
689		Aluminum (painted)
690		Statuary bronze (painted)
691		Dull bronze (painted)
693		Black (painted)
695		Dark duranodic bronze (painted)
696		Gold (painted)

*finishes may not all apply to all products

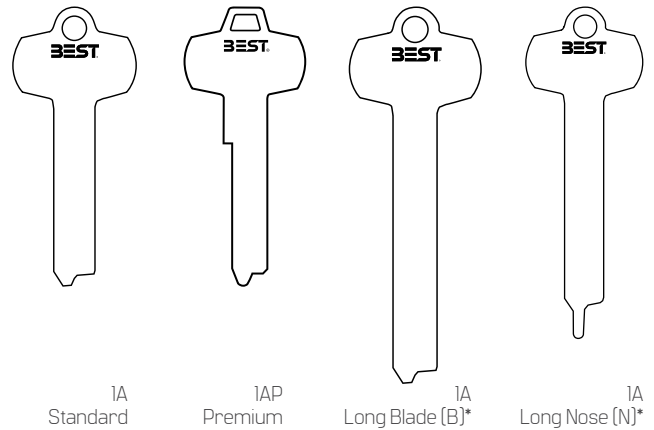
BEST Standard & Premium Keys

How To Order

IA	1	A	1		
Key Shape (Bow)	Key Type	Keyway	Cut Code	Key Stamp	Options
1A – Standard 1AP – Premium 2A – Large round 3A – Large rectangular 4A – Access bow 9A – Blockout blade	0 – Blockout blade 1 – Operating or blank 2 – Control 3 – Master 4 – Submaster 5 – Grandmaster 9 – Extractor key	Designate specific keyway (A, E, etc.) or multiple keyways if ordering a multi-milled key.	1 – Blank 2 – Cut	KS654 x KS292 – BEST logo full embossing with stars (1A & 1AP only) KS112 – "U.S. Gov't do not duplicate" KS567 – Premium Specify KS#. Price for most custom design stamps available upon request*	B* – Long blade (1A only) H* – No hole (2A only) N* – Long nose (1A only) NKW – No keyway designation (standard on 1AP) S* – Key serialization

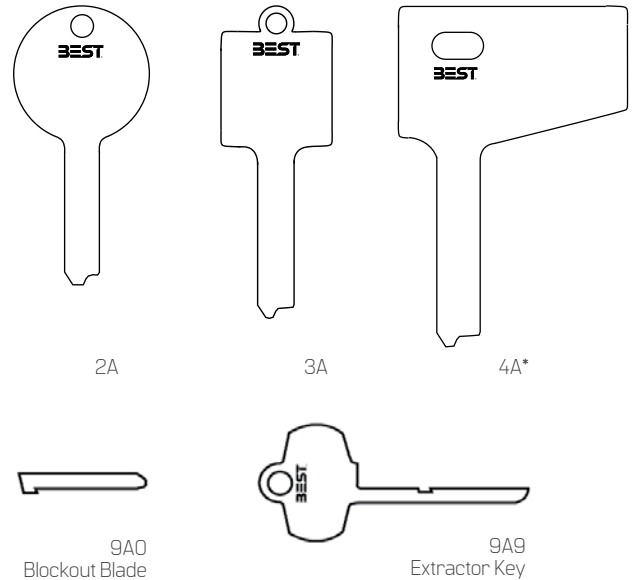
*Indicates extra cost option, see below.
 If keys are cut, you must specify keymark and number of each marking.

Description	Premium	Standard
1A Series		
Blanks	8.20	5.00
Operating-cut	21.00	14.60
Control, Master, SM or GM-cut	29.00	16.00
2A, 3A & 4A Series		
Blanks	N/A	8.10
Operating-cut	N/A	16.10
Control, Master SM or GM-cut	N/A	26.00
9A Series		
Blockout blades	26.00	17.10
Extractor key (9A9)	26.00	17.10



Extra Cost Options*	Option Code	Add-On
Double milling		5.60
Triple milling	Specific Keyways	8.60
Quadruple milling		14.00
Five milled		25.00
Long blade (1A only)	B	5.60
No hole (2A only)	H	3.70
Long nose (1A only)	N	11.00
Key serialization / key	S	3.70

NOTE 1: Graphics and company logos are available upon request.
 NOTE 2: Minimum 200 Keys Per Order.



How To Order

IAK	1	B1	1	7	150	
Key Shape (Bow)	Key Type	Keyway	Cut Code	Pin Size	Key Series	Options
IAK - BEST Peaks	0 – Blockout blade	B1	1 - Blank	6 - 6-pin (140 & 150 series)	150	CS* - Custom stamp for key bow (Note 1)
9AK - Blockout blade	1 – Operating	B2	2 - Cut	7 - 7-pin (150 series only)	140	
	2 – Control	B3		140 Series = ICK cores		
	3 – Master	B4		150 Series = ICB cores		
	4 – Submaster	B5				
	5 – Grandmaster	B6				
	9 – Extractor key	B7				
		B8				
		B9				
		B10				

*Indicates extra cost option, see below.

If keys are cut, you must specify keymark and number of each marking.

Description	Patented
IAK Series	
Blanks	1340
Operating-cut	3500
Control, Master, SM or GM-cut	3800
9AK Series	
Blockout blade	3700

Extra Cost Options*	Add-On
List price add-on per key blank (Note 2)	2.70

NOTE 1: Graphics and company logos are available upon request.

NOTE 2: Minimum 200 key blanks per order.

BEST Preferred Patented Keys

How To Order

IAF	1	1P	1	7
-----	---	----	---	---

Key Shape (Bow)	Key Type	Keyway	Cut Code	Pin Size	Options
IAF – Preferred Patented	0 – Blockout blade	1P	1 – Blank	7 – 7-pin (160 series ICF cores only)	CS* – Custom stamp for key bow (Note 1)
9AF – Preferred Blockout Blade	1 – Operating	2P	2 – Cut		
	2 – Control	7P			
	3 – Master	8P			
	4 – Submaster	9P			
	5 – Grandmaster	10P			
	9 – Extractor key				

*Indicates extra cost option; see below.
If keys are cut, you must specify keymark and number of each marking.

Description	Patented
IAF Series	
PATENTED blanks	13.90
Operating-cut	35.00
Control, Master, SM or GM-cut	40.00
9AF Series	
Blockout blade & extractor key set	116.00

Extra Cost Options*	Add-On
List price add-on per key blank (Note 2)	2.70

NOTE 1: Graphics and company logos are available upon request.
NOTE 2: Minimum 200 key blanks per order.

How To Order – M Series

IAM	1	MM	2	1	KS716	
Key Shape (Bow)	Key Type	Keyway	Level	Cut Code	Key Stamp	Options
1AM – M series key	0 – Blockout blade	MJ MK	1 – Non-exclusive	1 – Blank	KS716 – IAM Front	B* – Long blade (IAM series only)
2AM – Large round	1 – Operating or blank	ML MM	2 – Two-digit zip code exclusive	2 – Cut	KS800 – IAM Back	H* – No hole (2AM series only)
3AM – Large rectangular	2 – Control		3 – One digit zip code exclusive			N* – Long nose (IAM series only)
4AM – Access bow	3 – Master		4 – National exclusive			S* – Key serialization
9AM – Blockout blade	4 – Submaster					
	5 – Grandmaster					
	9 – Extractor key					

*Indicates extra cost option, see below.
 Designate multiple keyways if ordering a multi-milled key.
 If keys are cut, you must specify keymark and number of each marking.
 **Must specify keyway when ordering blockout blades

How To Order – X Series

IAX	1	XI	X	1	KS699	
Key Shape (Bow)	Key Type	Keyway	Level	Cut Code	Key Stamp	Options
1AX – X series key	0 – Blockout blade	XI.X32, etc.	W – Non-exclusive	1 – Blank	KS717 – IAX Front	S* – Key serialization
9AX – Blockout blade	1 – Operating or blank		X – Two-digit zip code exclusive	2 – Cut	KS699 – IAX Back	
	2 – Control		Y – One digit zip code exclusive			
	3 – Master		Z – National exclusive			
	4 – Submaster					
	5 – Grandmaster					
	9 – Extractor key					

**Indicates extra cost option, see below.
 Designate multiple keyways if ordering a multi-milled key.
 If keys are cut, you must specify keymark and number of each marking.
 **Must specify keyway when ordering blockout blades"

Description	Patented
1AM Series	
Blanks	8.90
Operating-cut	18.90
Control, Master, SM or GM-cut	21.00
1AX Series	
Blanks	8.90
Operating-cut	18.90
Control, Master, SM or GM-cut	21.00
2AM, 3AM & 4AM Series	
Blanks	9.20
Operating-cut	16.80
Control, Master, SM or GM-cut	27.00
9AM & 9AX Series	
Blockout Blades	21.00
Extractor key (9AM9 or 9AX9)	21.00

NOTES:

1. M Series key ways are backward compatible with STANDARD key ways of the same letter.
2. X Series key ways are NOT backward compatible.
3. Please contact factory for information regarding all security levels for the M and X Series. Levels 2, 3 and 4 require Masterkey Department authorization.
4. Match key keyways level to core key way level.
5. 3AM keys are available with M series keyways only

Extra Cost Options*	Option Code	Add-On
Double milling	Specific	5.60
Quadruple milling	Keyways	14.00
Long blade (IAM only)	B	5.60
No hole (2AM only)	H	3.70
Long nose (IAM only)	N	11.00
Key serialization / key	S	3.70

B Series Padlocks

How To Order

4IB	7	2	L			
Shackle Diameter	Core Housing	Shackle Height	Function	Chain Option	Special Stamp No.	Other Options
11B – 1/4" 21B – 5/16" 41B – 3/8"	7 – 7-pin housing; accepts all BEST cores	Steel shackle 2 – 3/4" 21 – 1" w/ shroud (21B only) 22 – 1 1/2" 72 – 2" 82 – 4" Bronze shackle 0 – 3/4" 20 – 1 1/2" 70 – 2" 80 – 4"	T – Key retained L – Non-key retained	M – Case drilled (no clevis/chain) M1* – Bronze chain M5* – Galvanized steel chain M/CR* – Clevis Only	Blank – Best logo PS1010 – "Safety First" (11B & 21B only) Specify PS# or describe stamp. Price for special stamps available upon request.	F3 – Frangible shackle (11B/20 only) O* – Lockout/tagout (OSHA) S* – Car seal (41B only) ZZ* – Double lockout (11B only) XSPL* – Cut resistant shackle WC* – Weather cover SH – Shrouded padlock w/cut resistant shackle (21B only) 606* – Satin Brass finish (brass only)

**Indicates extra cost; see the last page of B Series.
Must specify keymark and number of keys or designate L/C for less core."

Shackle Height	Shackle Code		Complete With Combined Core			Less Core
	Bronze	Stainless Steel	Patented**	Premium	Standard	
11B Series						
3/4"	0	2	213.00	213.00	194.00	92.00
1-1/2"	20	22	213.00	213.00	194.00	92.00
2"	70	72	217.00	217.00	201.00	97.00
4"	80	82	229.00	229.00	213.00	109.00
21B Series						
3/4"	0	2	215.00	215.00	199.00	95.00
1-1/2"	20	22	215.00	215.00	199.00	95.00
2"	70	72	218.00	218.00	202.00	98.00
4"	80	82	230.00	230.00	214.00	110.00
41B Series						
3/4"	0	2	217.00	217.00	201.00	97.00
1-1/2"	20	22	217.00	217.00	201.00	97.00
2"	70	72	220.00	220.00	204.00	100.00
4"	80	82	232.00	232.00	216.00	112.00
21B Series with Shroud*						
1"	N/A	21	295.00	295.00	280.00	176.00

*Pricing includes stainless steel shroud and cut-resistant shackle. Must include "SH" option when ordering.
**Patented pricing shown is for CORMAX patented keying system. Add \$20.00 for BEST Preferred patented keying.
NOTE: 626 finish is standard on brass padlock series.

Description	Catalog Number	Complete With Combined Core			Less Core
		Patented	Premium	Standard	
Cable Padlocks					
Jacketed – 24" cable	21B7-24T	244.00	244.00	227.00	125.00
Jacketed – 36" cable	21B7-36T	259.00	259.00	242.00	140.00
Jacketed – 48" cable	21B7-48T	269.00	269.00	252.00	150.00
Extra cable per ft. or fraction thereof jacketed	Add-On	14.00	14.00	14.00	14.00

*Includes: padlock disassembly tool, three shackles and springs.
NOTE: Chain options are not available on cable padlocks or padlocks with shroud.

B Series Padlocks (continued)

Cylinders/Keys/Cores

Case Finish / Color Options	Option Code	Add-On*
626	626 (DEFAULT)	-
606	606	34.00
Red Powder Coat	RED	25.00
Yellow Powder Coat	YELLOW	25.00
Blue Powder Coat	BLUE	25.00
Black Powder Coat	BLACK	25.00
Orange Powder Coat	ORANGE	25.00
Green Powder Coat	GREEN	25.00

NOTE: Painted logo's on 21B lockset are limited to the 606 body only.

Chain Options	Option Code	Add-On
Case drilled (no clevis / chain)	M	-
Clevis with Bronze chain	M1	21.00
Clevis with Galvanized steel chain	M5	32.00
Clevis only	M/CR	9.20

NOTE: Chain options are not available on cable padlocks, weather covers, or padlocks with shroud.

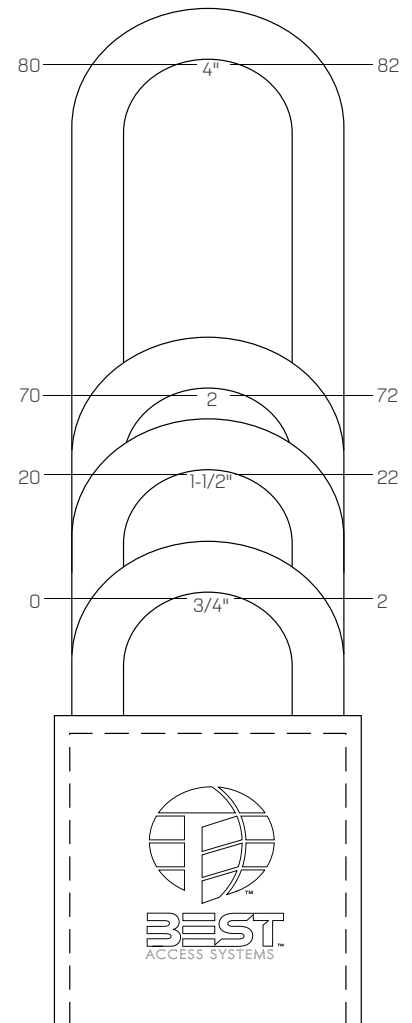
Other Options	Option Code	Add-On
Frangible shackle	F3	0.00
Lockout/Tagout*	O	25.00
Car Seal Slot (41B only)	S	34.00
Double lockout (11B only)	ZZ	40.00
Cut resistant shackle	X SPL	41.00
Weather cover (21B & 41B only)	WC	13.00
Shrouded padlock w/cut resistant shackle (21B only)	SH	0.00

*"O" option requires M1, M5 or M/CR chain option add-on and color choice

Accessories	Catalog Number	Price
Frangible shackle kit*	11B20FK	297.00
Frangible shackle only	11B20FF	21.00

*Includes: padlock disassembly tool, three shackles and springs.

NOTE: Chain options are not available on cable padlocks, weather covers, or padlocks with shroud.



M1



M5

BEST Standard & Premium Cores

How To Order

IC	7	A	1	606	
Core Type	Core Size	Keyway	Combining Code	Options	Finish
1C – Standard	5 – 5-pin (1C only)	Designate specific keyway (A, E, etc.)	1 – Uncombined	B* – Pick & drill resistant (1CD only)	605 606
1CD – Drill resistant	6 – 6-pin (1C only)		2 – Combined (B, W, P options)	K* – Key trap (1C only)	611 612
1CDP – Drill resistant Premium	7 – 7-pin			P* – Pick resistant	613 625
1CP – Premium				T* – Key retained (6C & 6CP only)	626 690
2C** – Core for 8L mailbox				W* – Wear resistant	
3C – Core for 8E cylinder					
5C** – High security					
6C – Core for 4S cylinders					
6CP – Premium core for 4S cylinder					

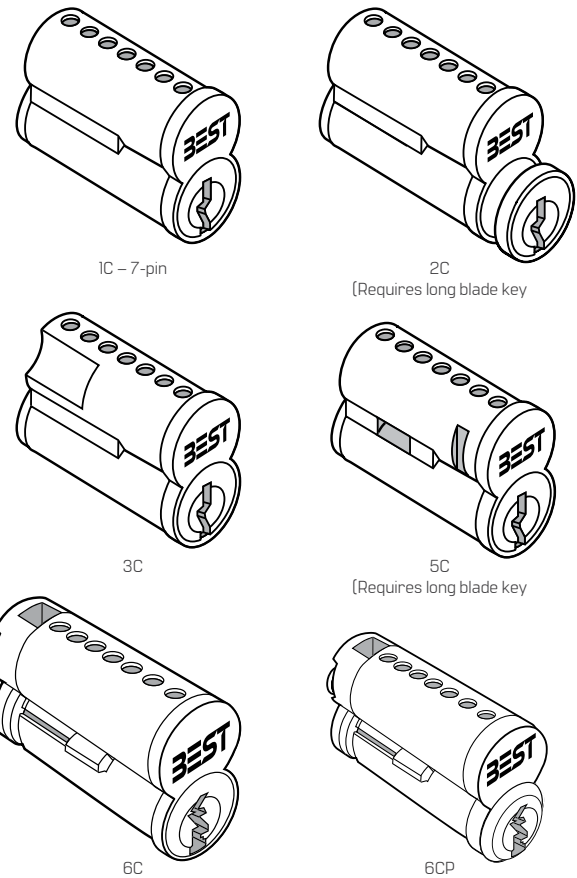
*Indicates extra cost option, see below. **Requires long blade key and only compatible with high security mortise cylinder.
If combined, you must specify keymark and number of keys.
Only compatible with high security mortise cylinder

Description	Combining Code	Premium	Standard
1C & 1CP Series			
Uncombined	1	73.00	66.00
Combined	2	119.00	102.00
1CD & 1CDP Series			
Uncombined	1	106.00	99.00
Combined	2	152.00	135.00
2C & 3C Series			
Uncombined	1	N/A	69.00
Combined	2	N/A	104.00
5C Series			
Uncombined	1	N/A	95.00
Combined	2	N/A	122.00
6C & 6CP Series			
Uncombined	1	81.00	69.00
Combined	2	127.00	104.00

Extra Cost Options*	Option Code		Add-On
Pick &/or drill resistant	B,P	N/A	33.00
Key trap	K	N/A	15.00
Key retained	T	N/A	15.00
Wear resistant	W	N/A	15.00

Part Description	Part No.	Quantity Per Pkg.	Price Per Pkg.
Standard pin segments	A0, A1 etc.	100	18.00
Spool pin segments (Note 1)	A6, A7, etc.	100	38.00
Stainless steel segments	A0, A1, etc.	100	74.00
Core caps (500 per pkg.)	21C	500	27.00
Core springs (500 per pkg.)	22S	500	60.00

NOTE: Standard spool pin segments are available in the following sizes: A6, A7, A8, A9, B8, B10, C3, C4, C5, C6, D6, D8, E3, E4, E5, F6, F7, & F8. (B6 spool pin segments should not be used with 5C core)



How To Order

ICB	7	B1	1	626	
Core Type	Core Size	Keyway	Combining Code	Finish	Style
ICB – 150 Series	6 – 6-pin (140 & 150 series)	B1 B6	1 – Uncombined	626 – Simulated	3840 – BEST I/C 6 pin 140 series
ICK – 140 Series	7 – 7-pin (150 series only)	B2 B7 B3 B10	2 – Combined	606 – Simulated	See the list below for other options.

*If combined, you must specify keymark and number of keys.

ICB Series Peaks Cores

Series Style	Description	Combined	Uncombined
Interchangeable Core			
3856	BEST I/C 6-pin brass 150 Series	145.00	87.00
3857	BEST I/C 7-pin brass 150 Series	145.00	87.00

ICK Series Peaks Cores

Series Style	Description	Combined	Uncombined
Interchangeable Core			
3840	BEST I/C 6-pin brass 140 Series	145.00	87.00
Conventional Cylinders (KIK = Key In Knob)			
3404	Corbin Russwin CK4200 grade 1 knob & UT5200 unit lock	176.00	111.00
3406	Arrow, LSDA, Schlage "06" kit includes 2 security bushings, 3 faced tailpieces	176.00	111.00
3408	Sargent 7, 8 & 9 line knob	176.00	111.00
3410	Sargent Kit for 6J0, 65 line and 2000 exit device line; includes security bushing and 2 fixed tailpieces (Use A and E bottom pins only)	176.00	111.00
3454	Yale 5300 grade 2 & 5400 grade 1 knob	176.00	111.00
3455	Corbin Russwin CL3900 & Yale 5400LN grade 1 lever	176.00	111.00
3476	Sargent 7600 Integra Lock	176.00	111.00
3495	Falcon, Sargent & Weiser cyl. kit for small dia. plug faces; 3 fixed & 3 lost motion tailpiece (Use J or K bottom pins only)	176.00	111.00
3499*	Peaks Universal "99" cyl. kit includes 3 fixed & 3 lost motion tailpieces (Use J or K bottom pins only)	168.00	107.00

*The 3499 universal cylinder should be used for all Key in Knob applications except Falcon, Sargent, Weiser Locks and specialty applications listed above. Refer to the BEST Peaks Technical Manual for various KIK Tailpiece Configurations.

Removable Core			
6140	6-pin Corbin Russwin R/C	195.00	125.00
6240-6	6-pin Yale R/C	195.00	125.00
6340	6-pin Medeco R/C	195.00	125.00
6440	6-pin Schlage R/C	202.00	139.00
6540	6-pin Sargent R/C	195.00	125.00

BEST Preferred Patented Cores

How To Order

ICF	7	1P	1			626
Core Type	Core Size	Keyway	Combining Code	Style	Options	Finish
ICF – 150 Series Patented	6 – 6-pin	1P	1 – Uncombined	See list below	(150 Series only)	626** – Simulated
3CF – Core for 8E Cylinder 150 Series	(140 series only)	2P	2 – Combined	for style options	B* – Pick & drill resistant	606** – Simulated
6CF – Core for 4S Cylinders 150 Series	7 – 7-pin	7P			(ICDF only)	612 – Simulated
	(150 series only)	8P			K* – Key trap	613 – Simulated
		9P			P* – Pick resistant	
		10P			T* – Key retained (6CF only)	
					W* – Wear resistant	
					D* – Drill Resistant	

*Indicates extra cost option, see below
 If combined, you must specify keymark and number of keys.

ICF, ICDF, 3CF and 6CF Preferred Patented Cores

Description	Combined	Uncombined
Interchangeable Core		
ICF - BEST Preferred I/C 7-pin brass 150 series	139.00	102.00
ICDF - BEST Preferred drill resistant I/C 7-pin brass 150 series	172.00	132.00
3CF - BEST Preferred I/C for 8E cylinder 7-pin brass 150 series	173.00	109.00
6CF - BEST Preferred I/C for 4S cylinder 7-pin brass 150 series	173.00	109.00

*The 3499 universal cylinder should be used for all Key in Knob applications except Falcon, Sargent, Weiser Locks and specialty applications listed above. Refer to the BEST Peaks Technical Manual for various KIK Tailpiece Configurations.

Extra Cost Options	Option Code	Add-On
Pick and/or drill resistant	B, D, P	33.00
Key Trap	K	15.00
Key Retained	T	15.00
Wear Resistant	W	15.00

BEST CORMAX™ Patented Cores

Cylinders/Keys/Cores

How To Order – M Series

ICM	7	MJ	3	1	626
-----	---	----	---	---	-----

Core Type	Core Size	Keyway	Level	Combining Code	Options	Finish
ICM – CORMAX Core M Series	6 – 6-pin	MJ	1 – Non-exclusive	1 – Uncombined	B* – Pick & drill resistant (ICDM combined core only)	605 606
ICDM – CORMAX Drill resistant (M Series only)	7 – 7-pin	MK	2 – Two-digit zip code exclusive	2 – Combined	K* – Key trap (ICM only)	611 612
5CM** – CORMAX for High security (M Series only)		ML	3 – One digit zip code exclusive		P* – Pick resistant	613 625
6CM – CORMAX Core for 4S cylinder		MM	4 – National exclusive		T* – Key retained (6CM only)	626 690
					W* – Wear resistant	

*Indicates extra cost option, see below

**Only compatible with high security mortise cylinders

If combined, you must specify keymark and number of keys.

How To Order – X Series

ICX	7	XI	W	1	626
-----	---	----	---	---	-----

Core Type	Core Size	Keyway	Level	Combining Code	Options	Finish
ICX – CORMAX Core X Series	6 – 6-pin	XI.X32, etc.	W – Non-exclusive	1 – Uncombined	B* – Pick & drill resistant (ICDX combined core only)	605 606
ICDX – CORMAX Drill resistant (X Series only)	7 – 7-pin		X – Two-digit zip code exclusive	2 – Combined (B Option)	P* – Pick resistant	611 612
6CX – CORMAX Core for 4S cylinder			Y – One digit zip code exclusive		W* – Wear resistant	613 625
			Z – National exclusive			626 690

*Indicates extra cost option, see below

**Only compatible with high security mortise cylinder

If combined, you must specify keymark and number of keys.

Description	Combining Code	Cormax
ICM / ICX Series		
Uncombined	1	87.00
Combined	2	119.00
ICDM / ICDX Series		
Uncombined	1	120.00
Combined	2	152.00
5CM Series		
Uncombined	1	99.00
Combined	2	123.00
6CM Series		
Uncombined	1	92.00
Combined	2	120.00
6CX Series		
Uncombined	1	92.00
Combined	2	120.00

NOTES

1: M Series key ways are backward compatible with Standard key ways of the same letter.

2: X Series key ways are NOT backward compatible.

3: Please contact factory for information regarding all security levels for the M and X Series. Levels 2, 3 and 4 require Masterkey Department authorization.

4: Match key keyways level to core key way level.

Extra Cost Options*	Option Code	Add-On
Pick &/or drill resistant	P & B	33.00
Key trap	K	15.00
Key retained	T	15.00
Wear resistant	W	15.00

Part Description	Part No.	Quantity Per Pkg.	Price Per Pkg.
Standard pin segments	A0, A1 etc.	100	18.00
Spool pin segments (Note 1)	A6, A7, etc.	100	38.00
Stainless steel segments	A0, A1, etc.	100	74.00
Core caps (500 per pkg.)	21C	500	27.00
Core springs (500 per pkg.)	22S	500	60.00

NOTE: Standard spool pin segments are available in the following sizes: A6, A7, A8, A9, B8, B10, C3, C4, C5, C6, D6, D8, E3, E4, E5, F6, F7, & F8. (B6 spool pin segments should not be used with 5C core.)

D Series Service Equipment

Auxiliary Locks

The security items in this series are available only to registered BEST Masterkey System owners. The restriction is for the purpose of avoiding proliferation of equipment that could be used to compromise the security of such systems.

Description	Catalog No.	Price
AD Series - Key Equipment		
Key combinator (Standard & CORMAX)	AD433*	7,954.00
Key combinator—Premium	AD433P*	9,133.00
Key carriage (Standard & CORMAX M Series keyways)	AD434	1,242.00
Key carriage—Premium	AD434P	1,036.00
Key combinator system conversion	Call to Order	1,031.00
Key cut indicator (in CD431 Kit)	AD501*	63.00
Key calibrator (mechanical)	AD502	1,279.00
Key calibrator (digital)	AD502D	3,274.00
Key stamping plate (55 standard keys)	AD504A	2,819.00
BD Series - Padlock Equipment		
Assembly kit complete	BD640	670.00
Tweezers—6" (in BD640 Kit)	BD641	44.00
Shackle plug tool (in BD640 Kit)	BD642	482.00
Holding plate (in BD640 Kit)	BD643	160.00
Rivet flaring tool	BD650	407.00
Storage hook (4IB & 6IB)	BD651	33.00
Padlock disassembly tool (1IB, 2IB, 4IB)	BD654	287.00
Lockout	BD655	38.00
Lockout ties (pkg. of 50)	BD656A	59.00
Lockout name tag	BD657	12.00
Lockout / tagout	BD658	12.00
Corrosion free lubricant - 2 oz Squeeze Bottle	BD670	63.00
Corrosion free lubricant - 28.74 oz Refill	BD680	135.00
CD Series - Core Equipment		
Combining kit complete	CD431*	1,587.00
Combining bin	CD433	639.00
Stamping plate—face only (87 cores)	CD504B	2,819.00
Stamping plate—side only (50 cores)	CD504C	2,819.00
Core capping / decapping press	CD517	4,278.00
Graphite gun	CD535	55.00
Graphite—1 lb. container	CD535A	90.00
Capping / decapping block for IC 150 (in CD431 Kit)	CD540	324.00
Hand capping pin for use with capping block (in CD431 Kit)	CD547	45.00
Ejector pin (in CD431 Kit)	CD548	33.00
Tweezers—3" (in CD431 Kit)	CD549	9.90
Combining bin kit	CD435	3,194.00
DD Series - Combining Equipment		
Letter dies—1/16" or 3/32"	DD502	407.00
Number dies—1/16" or 3/32"	DD503	145.00
Core / key marking block (1 core & key)	DD513	324.00
Core / key marking plate (5 cores & 10 keys)	DD514	828.00
Magnetic strip (2 ea. in DD514)	DD514A	8.20
Combining hammer with plastic head	DD550	199.00
Plastic heads (for DD550)	DD551	63.00

*Specify A2, A3 or A4 keying system

Description	Catalog No.	Price
ED Series - Cylinder Equipment		
Mortise cylinder wrench	ED211	75.00
Mortise cylinder assembly tool	ED212	129.00
Thread repair die 1E cylinder	ED221	882.00
Cylinder cam testing tool	ED222	79.00
3E Cylinder hole tap	ED224	761.00
1E Cylinder hole tap	ED225	761.00
Eurocylinder wrench	ED801	264.00
5E Combining kit complete (Note 1)	5ED250	1,698.00
5E Thread tap—3/4" x 24	5ED253	344.00
5E Capping block (in 5ED250 Kit)	5ED261	501.00
5E Cap depressor (in 5ED250 Kit)	5ED262	142.00
KA Series - Door Adaptor Kits		
Mortise to cylindrical 1" faceplate	62KA2A	148.00
Mortise to cylindrical 1-1/8" faceplate	83KA2A	152.00
Wrap-around 2-3/8" backset (160)	62KA2B	148.00
Wrap-around 2-3/4" backset (161)	83KA2B	152.00
KD Series - Cylindrical/Tubular Equipment		
9K Throughbolt drill jig	KD303	15.00
Boring jig kit complete	KD304A	1,896.00
2-1/8" spur drill bit	KD309	639.00
Faceplate marking chisel (160)	KD312	177.00
Faceplate marking chisel (161) 1-1/8"	KD315	177.00
8K Spanner wrench	KD316	15.00
9K Spanner wrench	KD317	15.00
1" auger bit	KD318	145.00
Strike plate locating pin	KD325	63.00
Return spring loading tool	KD340	123.00
Knob Adaptation Cut-Off Fixtures For:		
Schlage D Series	KD352S	332.00
Yale #5400	KD351Y	332.00

NOTES:

1. Specify A2, A3 or A4 keying system.

2. Specify door thickness (630 finish only).

D Series Service Equipment (continued)

Auxiliary Locks

The security items in this series are available only to registered BEST Masterkey System owners. The restriction is for the purpose of avoiding proliferation of equipment that could be used to compromise the security of such systems.

Description	Catalog No.	Price
140 Series Bottom Pins		
A2 Bottom pins (except for 6140, 6440, & 6540 RC, and KIK cylinders)	A2A0 thru A2A9	33.00
A2 Bottom pins for 6140 & 6540 RC, and KIK cylinders	A2J0 thru A2J9	33.00
A4 Bottom pins (except for 6140, 6440, & 6540 RC, and KIK cylinders)	A4E0 thru A4E5	33.00
A4 Bottom pins for 6140 & 6540 RC, and KIK cylinders	A4K0 thru A4K5	33.00
A2 Bottom pins for 6440 removable cores	A2X0 thru A2X9	33.00
140 Series Top Pins		
A2 Top pins for all products (except 6440 removable core)	Use BEST top pins (see page 20)	N/A
A4 Top pins for all products (except 6440 removable core)	Use BEST top pins (see page 20)	N/A
A2 Top pins for 6440 removable core	A2W2 thru A2W19	33.00
Patent Top & Bottom Pins		
Patent top pins for all IC and RC cylinders	PT1	85.00
Patent top pins for KIK cylinders	PT2	85.00
Patent bottom pins (except for 6140, 6440, & 6540 RC, and KIK cylinders)	PB1	85.00
Patent bottom pins for 6140 & 6540 RC, and KIK cylinders	PB2	85.00
Timing Pins		
Timing pin for 6340 and 6540 RC cylinders	TP6312	86.00
Segment Springs		
Springs for all products except Schlage 6440 RC	SS4220	115.00
Springs for Schlage 6440 RC	SS4010	115.00
Spring Slide Covers		
Spring cover for all KIK cylinders and 6440 RC	SC2000	86.00
Spring cover for 6140 & 6240 RC, mortise, and rim cylinders	SC2005	86.00
Spring cover for 6340 and 6540 RC cylinders	SC2001	86.00
Caps for 3840 IC core	Use BEST 2IC caps (see page 20)	N/A
Capping Tools		
Staking fixture for KIK, mortise, and rim cylinders	CD4000	845.00
Staking fixture for IC, and all RC cylinders (except 6440 RC)	CD6840	845.00
Staking tool for KIK, and all RC cylinders (except 6440 RC)	CD4001	399.00
Staking fixture for 6440 RC cylinder	CD6440	426.00
Staking tool for 6440 RC cylinder	CD6401	399.00
Plug follower	LT370	73.00
140 & 150 key gage for both A2 and A4	AD4050	112.00
Pin Kits		
Peaks universal A2 pin kit complete (Manufactured by KABA)	CD5012	2,140.00
Peaks universal A4 pin kit complete (Manufactured by KABA)	CD5004	2,140.00
Peaks Schlage 6440 RC A2 pin kit complete (Manufactured by KABA)	CD5002	2,140.00
AD Series - Key Equipment (You must purchase directly from BEST)		
Key combinator - Peaks® 6-pin	AD436*	9,687.00
Key combinator - Peaks® 7-pin	AD437*	9,687.00
Key carriage - Peaks® 6-pin	AD436K	1,610.00
Key carriage - Peaks® 7-pin	AD437K	1,610.00
Capping Tools (You must purchase directly from BEST)		
140 Series IC Capper/Decapper press	CD517P	4,213.00
140 IC Capping block only (order CD540 for 150 IC)	CD540P	320.00
140 & 150 Key cut indicator (Peaks equipment)	AD4050	112.00
140 & 150 IC Capping tool (for use with capping block)	CD547	45.00

All 140 series keys and 150 series keys using B3 through B6 keyways require a key milling machine.

*Specify A2 or A4 keying system.

KRD Series Key Retaining Devices

How To Order

KRD-2	UL-KRD-2	S
Device type	Part number	Option

Description	Catalog number	Price
BEST core models		
KRD-2 BEST Core Model	UL-KRD-2	710.00
KRD-2H Hybrid (Sargent/BEST Model)	UL-KRD-2H SAR/BEST	811.00
KRD-2H Hybrid (BEST/Schlage FSIC Model)	UL-KRD-2H BEST/SCH	811.00
KRD-3 BEST Core Dual Function Model	UL-KRD-3	1,048.00
Non-BEST Full size core models		
KRD-2 Corbin Russwin 6-pin IC	UL-CR6-KRD-2	811.00
KRD-2 Corbin Russwin 7-pin IC	UL-CR7-KRD-2	811.00
KRD-2 Medeco IC	UL-MED-KRD-2	811.00
KRD-2 Sargent RC	UL-SAR-KRD-2	811.00
KRD-2 Schlage FSIC	UL-SCH-KRD-2	811.00
KRD-2 Yale 6-pin IC	UL-YA6-KRD-2	811.00
KRD-2 Yale 7-pin IC	UL-YA7-KRD-2	811.00

Extra Cost Options*	Option Code	Add-On
Switch	S	253.00
Security seal	SS	229.00

*Add option code to part number shown above.

QU-IC-SYSTEM Combining Tool Packages

Auxiliary Locks

How To Order

BQDP		A2	7	Example: GM 8301836 CTL 4189250
Package description		System Type	Core size	System Code Information REQUIREMENT
Dedicated	BQDP – Basic QU-IC-KEY Dedicated Package	A2 – A2 System	6 – 6-pin	YES System Grand Master and Control codes must be supplied
	PQDP – Professional QU-IC-KEY Dedicated Package	A4 – A4 System	7 – 7-pin	
Universal	BQUP – Basic QU-IC-KEY Universal Package	A2 – A2 System	6 – 6-pin	NO Code information is not necessary.
	PQUP – Professional QU-IC-KEY Universal Package	A4 – A4 System	7 – 7-pin	

Description	Catalog No.	Price
Dedicated Packages		
These QU-IC-KEYS are permanently factory built specifically for just one key system. Grand master & Control codes are required. These tools are intended for long-term use by Institutional Locksmiths and others who continuously work with the same key system(s).		
Basic dedicated package, includes: QKD, QLT-6 or QLT-7, QTT, OCT, OTJ, and OPT (see individual components listed below).	BQDP-A2/A4-pin/GM & CTL *	2,745.00
Professional dedicated package, includes all components in the basic package, plus QTA, OPP and CKT-80 (see individual components listed below).	PQDP-A2/A4-pin/GM & CTL *	3,434.00
Universal Packages		
Using a blank QU-IC-KEY and code strips, you get to custom build a QU-IC-KEY for any A2 key system that you are working with. These kits are better suited for temporary use and re-use - not for longer term of continuous key system use. A4 System kits are also available.		
Basic universal package, includes: QKD, QLT-6 or QLT-7, QTT, OCT, OTJ, and OPT (see individual components listed below).	BQUP-A2/A4-pin *	3,438.00
Professional universal package, includes all components in the basic package, plus QPP, QTA and CKT-80 (see individual components listed below).	PQUP-A2/A4-pin *	4,118.00
Individual Components		
Dedicated QU-IC-KEY with viewing base (system information required)	QKD-A2/A4-pin/GM & CTL	888.00
Dedicated QU-IC-KEY tool only (system information required)	QKDT-A2/A4-pin/GM & CTL	672.00
Universal QU-IC-KEY with viewing base (specify A2 or A4 system)	QKU-A2/A4	1,639.00
QU-IC-LOAD tool (specify 6 or 7-pin cores)	QLT-6 * or QLT-7 *	685.00
QU-IC-TEST tool	QTT *	940.00
QU-IC-CHEX Tool	OCT *	161.00
QU-IC-Tweez-jector	QTJ	257.00
QU-IC-Preamer	OPT	217.00
QU-IC-Power preamer	OPP	161.00
QU-IC-TEST Adapter (must be used with QTT)	QTA	363.00
12 Position Core & key tray	CKT-12	312.00
80 Position Core & key tray	CKT-80	641.00

*Not compatible with the special I40 Series.

E Series Cylinders

How To Order

IE	7	4	C4	RP3	626	
Series	Core Housing	Function Code	Length Code	Cam or Spindle	Rings	Finish
See Below***	0 – Dummy 6 – 6-pin 7 – 7-pin housing; accepts all BEST cores	See below	Blank – Standard 22 – 1-3/8" 24* – 1-1/2" up to 6" (See length code below)	C4 – Standard cam C181 – Adams Rite MS cam S2 – Standard spindle For a complete list of cams, see the next page.	RP – Rim cylinder RP1 – Tapered cylinder RP2 – 6-pin mortise RP3 – 7-pin mortise RP4 – 3E mortise RP5 – 7-pin mortise For special rings, see the catalog.	626 690 622 Satin* 606 612 613 619 Bright* 605 611 625

*Indicates extra cost; see below.

Must specify keymark and number of keys or designate L/C for less core.

***IE Special Lengths only available on IE4-7-Pin

Series/Description	Function or Length Code	Complete With Combined Core			Less Core
		Patented*	Premium	Standard	
1-5/32" Diameter Cylinders					
IEE Standard rim	2	218.00	218.00	201.00	99.00
Dummy Rim	2	N/A	N/A	N/A	51.00
IE Standard mortise	4	230.00	230.00	213.00	111.00
Tapered mortise	6	230.00	230.00	213.00	111.00
Dummy / mortise (0-pin)	04	N/A	N/A	N/A	64.00
IEA STD Turn knob-rim / ADA mortise (6-pin**)	A2/A4	N/A	N/A	N/A	84.00
ADA Turn knob-rim (6-pin**)	A1	N/A	N/A	N/A	159.00
IEB Rim / mortise with dust cover	B2/B4	287.00	287.00	270.00	168.00
IEC Square head mortise	C4	287.00	287.00	270.00	168.00
IED Slabbed direct motion (7-pin**)	D4	287.00	287.00	270.00	168.00
IEE Slabbed lost motion (7-pin**) (Specify RH or LH hand.)	E4	287.00	287.00	270.00	168.00
IEF Standard lost motion (Note 1)	F4	287.00	287.00	270.00	168.00
IEG Hotel shifting cam	G4	287.00	287.00	270.00	168.00
IEJ High security—UL-listed (7-pin**)	J4	416.00	N/A	405.00	N/A
IEK High security—Non-UL (7-pin**)	K4	278.00	N/A	267.00	285.00
IE Series Special Length Mortise Cylinders					
1-3/8"	22	267.00	267.00	250.00	148.00
Each additional 1/8" (1-1/2" to 6") See catalog for lengths available.	24 to 96*	7.30	7.30	7.30	7.30
3E Series					
Mortise-1-1/2" diameter (7-pin**)	4	287.00	287.00	270.00	168.00

*Patented pricing shown is for CORMAX patented keying. Add \$20.00 for BEST Preferred patented keying.

**Only Standard and CORMAX M Series keying available on IEJ and IEK cylinders.

Length Code	Cylinder Length
22	1-3/8"
24	1-1/2"
26	1-5/8"
28	1-3/4"
30	1-7/8"
32	2"
34	2-1/8"
36	2-1/4"
40	2-1/2"
44	2-3/4"
48	3"
56	3-1/2"
64	4"
72	4-1/2"
80	5"
88	5-1/2"
92	5-3/4"
94	5-7/8"
96	6"

*Extra Cost Option	Add-On
Satin finish—606, 612, 613, etc.	6.00
Bright finish—605, 611, 625, etc.	8.20

Part Description	Part Number	Part Price	With Lock Add-On
Standard rings	IER2, 3, 5	6.50	0.00
Straight rings (Specify lengths.)	IER7	26.00	9.70
Tapered rings (Specify lengths.)	IER8	32.00	25.00
Security rings (Specify lengths.)	IESR	97.00	0.00
Spindles	IES2, 3	6.50	0.00
Hex nut for IE	A00836	6.00	0.00
Standard throw pins	A40095	1.70	0.00
Throw pins—Adams Rite MS Cam	A20924	1.70	0.00

NOTE 1: Specify stop pin right or left of cam from back view.

E Series Cylinders (continued)

Auxiliary Locks

Use the following table to determine the kinds of cams available for IE, 3E and 5E cylinders.

Cams Listing

Cam Type	Cams by Cylinder Type											
	IE Cyl				3E Cyl			5E Cyl				
Cabinet	C224	C225	C228							C2A	C245	
	C229	C235	C238	C241						C4A	C3	
	C246	C248	C249	C250						C2B	C4B	
	C253	C500 thru C509 (C500, C501, C502, etc)									A10281	
	A04607	A08854	A10281	A14154						A21198	A26344	
Cloverleaf	C118	C161	C204	C222				C118	C161			
	C243	C254	C256	C258								
	C265	C281										
Roller	C142	C221	C227					A04533				
	C240	C251	A04533									
Straight	C101	C103	C110	C115	C121	C123	C124					
	C127	C128	C129	C130	C131	C134	C136					
	C137	C143	C148	C152	C162	C165	C169					
	C171	C173	C177	C178	C179	C181	C182	C127	C136			
	C185	C186	C187	C191	C193	C200	C203	C208	C210			
	C208	C209	C210	C211	C220	C223	C226	C3	C4			
	C231	C233	C234	C239	C242	C247	C252					
	C4											
Thumbturn	C140	C410 thru (C401, C402, etc)										
Two-point	C102	C114										

Consult factory for pricing on cams.

5E and 8E Series Utility Cylinders (Cam Locks)

Auxiliary Locks

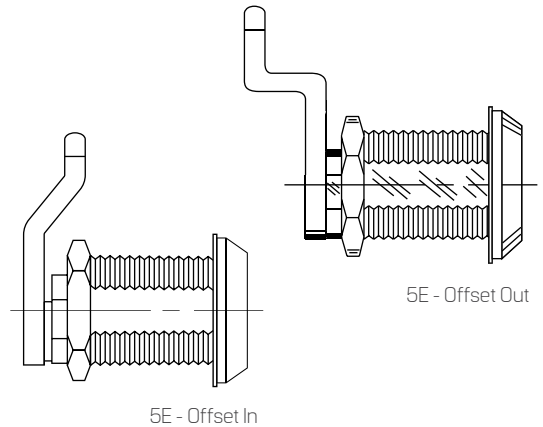
How To Order

5E	7	A	1	C	R708	4B	2l	12	R	90	626
Series	Lock Body	Keyway	Combining Code	Cam Motion	Ring Length	Cam Type*	Cam Length	Mounting Position	Cam Direction	Degree of Rotation	Finish
5E – 3/4"	6 – 6-pin 7 – 7-pin	Designate specific keyway (A, E, etc.)**	1 – Uncombined 2 – Combined	A – Direct B – Limited C – Lost motion D – Throw member drive	R701 – 1/16" R702 – 1/8" R703 – 3/16" R704 – 1/4" R705 – 5/16" R706 – 3/8" R707 – 7/16" R708 – 1/2" etc.	1 – Fixed Straight 2A – Fixed offset in 2B – Fixed offset out 3 – Lost motion 4A – Lost motion offset in 4B – Lost motion offset out D – Direct throw member	10 – 5/8" 12 – 3/4" 14 – 7/8" 16 – 1" and so forth in 1/8ths of an inch	3 – 3 o'clock 6 – 6 o'clock 9 – 9 o'clock 12 – 12 o'clock	R – Right L – Left	90 – 90° 180 – 180° 360 – 360°	626 Only

*See the previous page for other compatible 5E cams.
If combined, you must specify keymark and number of keys.
**5E cylinders available in Standard and Premium keyways only.

Description	Combining Code	Price Complete
5E–Uncombined	1	107.00
5E–Combined	2	142.00

Part Description	Part Number	Part Price
Cams	5EC], etc.	21.00
Slide cap–6-pin	5ECP6	2.30
Slide cap–7-pin	5ECP7	2.30
Cam screws	5ECS	4.00
Hex nut 3/4"	5EH	7.30
Cam screw lock washer	5ELW	4.00
Rings [Specify length.]	5ER7	10.00
Springs [box of 500]	5ES1	62.00
Lock body washer	5EW	4.00



Description	Catalog Number	Complete With Combined Core			Less Core
		Patented*	Premium	Standard	
8E Series Eurocylinders					
Single cylinder–elliptical***	8EA7A5	N/A	N/A	252.00	148.00
Double cylinder–elliptical***	8EA7A6	N/A	N/A	386.00	178.00
Single cylinder–profile****	8EE7E4	N/A	N/A	387.00	283.00
Double cylinder–profile****	8EE7E5	N/A	N/A	513.00	305.00
Cylinder x turn knob–profile****	8EE7E8	N/A	N/A	535.00	433.00
Union single cylinder*****	8EH7H5	354.00	354.00	337.00	235.00
Union double cylinder*****	8EH7H6	536.00	536.00	502.00	298.00
Union cylinder x turn knob*****	8EH7H7	382.00	382.00	365.00	263.00
Union cylinder x lever turn*****	8EH7H8	477.00	477.00	460.00	358.00

*To order 8EE7E5, you must specify the ring length and critical dimensions. Refer to the catalog section "Cylinders."

**Patented pricing shown is for CORMAX patented keying system. Add \$20.00 for BEST preferred patented keying.

***Available in 605,606,619,625,626 finishes

****Available in 606,613,619,626 finishes

*****Available in 606,625,626 finishes

ATTENTION: Locksets that secure both sides of the door are controlled by building codes and the Life Safety Code. Delay in unlocking for rapid emergency exit could be hazardous or even fatal.

Description	Product Number	List Price
Keystone Web - New License	KSWN	6,293.00
Keystone Web - Upgrade (For existing users with Keystone 600 software)	KSWUP	3,148.00

Description	Product Number	List Price
Complete System Import - Importing code files for an entire masterkey system(s)	IMPKSW-1	1,262.00
Additions Import * - Importing code files for additions to existing system (Imports of less than 10 masters)	IMPKSW-2	318.00

*Any additions import consisting of more than 10 masters will require IMPKSW-1
 The import pricing is without respect to how many individual masterkey systems or code files are imported
 Every import order must be accompanied by an import order form. The import form is located on bestaccess.com under
 Keystone web resources or ask your dormakaba USA sales representatives for a copy.

NOTES: Keystone Web software will support both network and standalone installations
 Keystone Web comes without any information loaded. Code Import files have to be ordered to import code data
 For existing customers, migration tool is included with the software to migrate data into the new application during upgrade.
 There is no additional charge for migrating existing user data in older version of Keystone to Keystone Web.
 All orders will require following information: End User Company/Facility Name, End User Name, End User Email.

45H Series Mortise Locks

Mortise Locks

Federal Spec. 86

ANSI Series 1000

How To Order

45H	7	R	14	H	626	RH	
Series	Core Housing	Function Code	Lever Style	Trim Style	Finish	Door Hand	Options
45H – Standard mortise lock	0** – Less cylinder (non-keyed or dummy trim) 7 – 7-pin housing accepts all BEST cores	A – Office D – Storeroom L – Privacy N – Passage R – Classroom SV – Security vestibule* T – Dormitory etc. See below	3 – Solid tube/return 12* – Solid tube/no return 14 – Curved/return 15 – Contour/angle return 16 – Curved/no return 17R* – Gull wing RH 17L* – Gull wing LH Knobs: 4 – Round Decorative* OEM**** - Service (less lever)**	H – 2-3/4" dia R – 2-3/4" dia S – 3-1/2" dia J* – wrought M* – forged (concealed cylinder; N trim invalid on non-keyed and double keyed functions)	618 626 630*** 690 622 626AM* 630AM* Satin* 606 612 613 619 Bright* 605 611 625 629***	RH RHR LH LHR	7/8** – 7/8" lip-to-center strike LL* – Lead lined SH* – Security head screws Thick Door* – Specify thickness if other than 1-3/4" TAC/B* – Tactile both levers/knobs TAC/O* – Tactile outside lever/knob TAC/I* – Tactile inside lever/knob VIN* – Visual Keyed Indicator Option VIT* – Visual Thumb-Turn Indicator Option VIB* – Double Visual Indicator Option VT* – Vandal Trim WS – Windstorm Label (Florida Building Code)

*Indicates extra cost option

**Indicates cost deduction. Must specify keymark and number of keys or designate L/C for less core.

3 - no options available for SV function

NOTE: VIN option only compatible with H, R and J trim styles

VIT options only compatible with H, R, S, J & M trim styles

VIB option only compatible with H, R & J trim styles

OEM option is only compatible with H, R and S Trim Styles.

Decorative levers are considered special order items that may have extended lead times. Consult factory for lead times.

Available decorative levers: 50-53, 55, 60, 62-63, 65, 69, 75, 79-81, and 89

Universal locks can only be ordered with sectional (rose) trim. If escutcheon (J/M/N) trim is needed, order a three-part lock.

Function Description	Function Code	Complete With Combined Core			Less Core
		Patented*	Premium	Standard	
Single Keyed:					
Latch	A, AT, D, R	1,436.00	1,436.00	1,419.00	1,317.00
Deadbolt	AB, B, BA, BW, T, TA, TD	1,476.00	1,476.00	1,459.00	1,357.00
Holdback	RHB	1,460.00	1,460.00	1,443.00	1,341.00
Hotel	H, HJ	N/A	N/A	1,625.00	1,523.00
Deadlock	AD, YD	652.00	652.00	635.00	533.00
Deadlock-Classroom	RD	731.00	731.00	714.00	612.00
Double Keyed:					
Latch	C, INL, W	1,672.00	1,672.00	1,638.00	1,434.00
Deadbolt	G, IND, S, INA	1,717.00	1,717.00	1,683.00	1,479.00
Holdback	CHB	1,717.00	1,717.00	1,683.00	1,479.00
Deadlock	WD	886.00	886.00	852.00	648.00
Keyless:					
Passage	N	N/A	N/A	N/A	1,042.00
Privacy (Latch)	LT	N/A	N/A	N/A	1,197.00
Privacy (Deadbolt)	L, LB	N/A	N/A	N/A	1,232.00
Exit	NX	N/A	N/A	N/A	1,197.00
Single Dummy	1DT	N/A	N/A	N/A	454.00
Double Dummy	2DT	N/A	N/A	N/A	802.00
Universal Functions					
Latch	UNR**	1,434.00	1,434.00	1,417.00	1,315.00
Deadbolt	UNT, UNAB**	1,460.00	1,460.00	1,443.00	1,341.00
Other Functions					
Security Vestibule (see important below)	SV	2,039.00	2,039.00	1,976.00	1,735.00

*Patented pricing show is for CORMAX patented keying. Add \$20.00 for BEST Preferred patented keying.

** Not available on #17 levers.

Price includes lock case, faceplate and strike package. Refer to 45H for complete mortise cylinder pricing.

NOTE: 47H Series must be keyed at the factory unless the K option is ordered.

IMPORTANT: Openings utilizing the Security Vestibule function do not allow for free egress, potentially causing a life safety issue in the event of an emergency. Installation should be in accordance with all local building codes and in locations where there are accessible means of free egress.

45H Series Mortise Locks (continued)

Mortise Locks

Extra Cost Options*	Option Code	Per Lock
Satin finishes (per lock)	606, 612, 613, 619 etc.	50.00
Bright finishes (per lock)	605, 611, 625, etc.	89.00
UltraShield antimicrobial finish	626AM, 630AM	94.00
Wrought trim	J	22.00
Thick door	Specify thickness	127.00
Tactile both levers/knobs**	TAC/B	177.00
Tactile outside lever/knob**	TAC/O	94.00
Tactile inside lever/knob**	TAC/I	94.00
Lead lined	LL	340.00
Forged trim	M, N	142.00
Security head screws	SH	35.00
7/8" Lip-to-center strike	7/8 LTC	35.00
Vandal trim - 630 finish***	VT	218.00
Vandal trim - other finishes***	VT	169.00
Visual Indicator****	VIN	67.00
Visual Indicator Thumb-Turn	VIT	103.00
Double Visual Indicator	VIB	168.00
12, 17 Lever Design	12, 17	100.00
Decorative Lever Design	50 to 91	309.00

Cost Deductions**	Option Code	Deduct
Less cylinder option (Deduct from complete price)	0	77.00
OEM - Service (Less lever/trim)*****	OEM	28.00

*Indicates extra cost option.

**Not available on #17 levers.

***Available only with #14 and #15 levers. Only #14 lever complies with California State Fire Marshal Code.

****VIN option only compatible with H, R and J Trim Styles.===

*****PRODUCT NOTE: The BHMA listed lock with trim from another manufacturer in this price book is not being offered as a BHMA listed product. We cannot ensure the compatibility of our lock with any third party product and such products have not been tested as a combined unit. Please see BEST warranty for further details.

47H Series High Security Mortise Lock

Mortise Locks

Federal Spec. 86

ANSI Series 1000

How To Order

Series	Core Housing	Function Code	Lever Style	Trim Style	Finish	Door Hand	Options
47H – Lever/ Knob – High Security mortise lock	7 – 7-pin housing accepts 5C core only	A – Office D – Storeroom R – Classroom T – Dormitory etc.	Levers: 3 – Solid tube/return 12* – Solid tube/no return 14 – Curved/return 15 – Contour/angle return 16 – Curved/no return 17* – Gull wing Knobs: 4 – Round Decorative* 50–91	H*** – 2-3/4" dia R*** – 2-3/4" dia S*** – 3-1/2" dia M – Forged	626 630 626AM* 630AM*	RH RHR LH LHR	7/8" – 7/8" Lip-to-center strike K – Non UL cylinder LL* – Lead lined TAC/B* – Tactile both levers/knobs TAC/O* – Tactile outside lever/knob TAC/I* – Tactile inside lever/knob Thick Door* – specify thickness if other than 1-3/4" VT* – Vandal Trim WS – Windstorm Label (Florida Building Code)

EXTRA COST OPTIONS* See 45H section.

** Indicates cost deduction, see 45H section. Must specify keymark and number of keys.

*** To maintain the UL437 standard for high security locks, order only M trim. Using H, R or S trim does not meet the UL437 standard.

Function Description	Function Code	Patented*	Standard
Single Keyed:			
Latch	A, AT, D, R	1747.00	1746.00
Deadbolt	AB, B, BABW, T, TA, TD	1798.00	1797.00
Deadlock	AD, YD	1088.00	1087.00
Deadlock-Classroom	RD	1173.00	1172.00
Double Keyed:			
Latch	C, INL, W	2127.00	2125.00
Deadbolt	G, IND, S, INA	2188.00	2186.00
Deadlock	WD	1488.00	1486.00

*Patented pricing shown is for CORMAX M Series patented keying system only. Add \$20.00 for BEST Preferred Keying.

48H and 49H Series Mortise Deadlocks

Mortise Locks

How To Order

48H	7	K	626	
Series	Core Housing	Function Code	Finish	Options
48H – Standard 49H** – High security	0 – Less cylinder (48H only) 7 – 7-pin housing 48H accepts all BEST cores 49H accepts 5C core only	See below	622 626 690 626AM* Satin* 606 612 613 619 Bright* 605 611 618 625 49H 626 only	K – IE7K4 high security cylinder (non UL) for 49H only LL* – Lead lined SH* – Security head screws Thick Door* – Specify thickness if other than 1-3/4" WS – Windstorm Label (Florida Building Code)

*Indicates extra cost option; see below.

**49H is keyed at the factory unless the K option is ordered.

NOTE: Must specify keymark and number of keys or designate L/C for less core.

Security Head screws provided standard on 49H.

Function Description	Function Code	Patented*	Premium	Standard	Less Core
48H Series					
Single cylinder	K, L	646.00	646.00	629.00	527.00
Single cylinder - Classroom	R**	722.00	722.00	705.00	603.00
Double cylinder	M	874.00	874.00	840.00	636.00
49H Series					
Single cylinder	K, L	1215.00	N/A	1214.00	N/A
Single cylinder-Classroom	R**	1298.00	N/A	1297.00	N/A
Double cylinder	M	1456.00	N/A	1455.00	N/A

*Patented pricing shown is for CORMAX M Series patented keying system only. Add \$20.00 for BEST Preferred Keying.

For 49H, pricing reflects the 5C high security core for standard and the 5CM high security CORMAX core for patented.

**Handing (LH or RH) must be specified when ordering a "R" function. Indicate "LH" for LH/LHR door handing and "RH" for RH/RHR door handing.

Extra Cost Options*	Option Code	Add-On
Satin finishes	606, 612, 613, etc.	50.00
Bright finishes	605, 611, 625, etc.	89.00
UltraShield antimicrobial finish	626AM, 630AM	94.00
Security head screws (48H)	SH	35.00
Thick door (48H only)	Specify thickness	127.00
Lead lined	LL	340.00

40H Series Mortise Components

Federal Spec. 86

Mortise Locks

ANSI Series 1000

How To Order - Case Only

Series	Function Code	Finish	Options
45HCA - Mortise lock case only	A - Office D - Storeroom R - Classroom T - Dormitory etc.	626 630 622 690 626AM* 630AM*	SH* - Security head screws 7/8** - 7/8" Lip-to-center strike (Handling): RH LH RHR LHR
		Satin* 606 612 613 619 618	
		Bright* 605 611 625 629	

*Indicates extra cost option.

45HCA Case Only:

Function Description	Function Code	Price
Single Keyed:		
Latch	A, AT, D, R	564.00
Deadbolt	AB, B, BA, BW, T, TA, TD	611.00
Holdback	RHB	574.00
Hotel	H, HJ	611.00
Deadlock	AD, YD	391.00
Deadlock-Classroom	RD	356.00
Double Keyed:		
Latch	C, INL, W	564.00
Deadbolt	G, IND, S, INA	611.00
Holdback	CHB	574.00
Deadlock	WD	391.00
Keyless		
Passage	N	440.00
Privacy (Latch)	LT	564.00
Privacy (Deadbolt)	L, LB	611.00
Exit	NX	564.00
Universal Functions		
Latch	UNR	564.00
Deadbolt	UNT, UNAB	611.00

Price includes lock case, faceplate and strike package. Refer to 45H for complete mortise cylinder pricing.

Vandal Trim Retrofit Kit

Series	Lever Style	Finish	Options
45HVTK - Vandal Trim Kit	14* - curved return 15 - contour / angle return	605, 606, 611, 612, 613, 618, 619, 622, 625, 626, 629, 630, 690	Thick door (specify thickness if other than 1-3/4")

*Indicates extra cost option.

How To Order - Trim Kits

Series	Function Code	Knob/Lever Style	Trim Style	Finish	Options
40HTK - Trim Kit	IS1 - inside lever only IS2 - inside lever x turn IS3 - inside lever x cyl IS4 - inside cyl only IS5 - inside turn only*** IS6 - inside lever x cylinder x visual indicator OS1 - outside lever only OS2 - outside lever x cyl OS3 - outside lever / emergency plate OS4 - outside cyl only OS5 - outside lever x visual indicator OS6 - outside lever x cylinder x visual indicator	Levers: 3 - solid tube / return 12* - Solid tube / no return 14 - curved return 15 - contour / angle return 16 - curve / no return 17 - RH* 17 - LH* 50 - 91 - Decorative* Knobs: 4 - round	H - 2-3/8" dia R - 2-3/4" dia S - 3-1/2" dia J* - wrought M* - forged N* - forged (concealed cylinder)	605* 606* 611* 612* 613* 618* 619* 622 625* 626 629 630 690 626AM* 630AM*	Thick Door* (specify thickness if other than 1 3/4") SH* - Security head screws TAC/O* - Tactile outside lever / knob TAC/I* - Tactile inside lever / knob

***Does not include lever - Unavailable with J trim.

Trim Only:

Kit Number	Price
IS1 - Inside lever only	312.00
IS2 - Inside lever x turn	411.00
IS3 - Inside lever x cylinder	445.00
IS4 - Inside cylinder only	127.00
IS5 - Inside turn only	111.00
IS6 - Inside lever x cylinder x visual indicator	512.00
OS1 - Outside lever only	347.00
OS2 - Outside lever x cylinder	461.00
OS3 - Outside lever x emergency plate	365.00
OS4 - Outside cylinder only	127.00
OS5 - Outside lever x Visual Indicator	414.00
OS6 - Outside lever x cylinder x visual indicator	528.00

Extra Cost Options*

Option Code	Price
Satin finishes	606, 612, 613, etc. 50.00
Bright finishes	605, 611, 625, etc. 89.00
UltraShield antimicrobial finish	626AM, 630AM 94.00
J Trim	J 22.00
Forged trim	M, N 142.00
Thick Door	Specify Thickness 127.00
Security head screws	SH 35.00
7/8" Lip-to-center strike	7/8" LTC 35.00
Tactile outside lever/knob**	TAC/O 94.00
Tactile inside lever/knob**	TAC/I 94.00
12, 17 Lever Design	12, 17 50.00
Decorative Lever Design	50 to 91 154.50

Vandal Trim Kit Finish

Price
630 258.00
All others 199.00

** Not available on #17 levers.

40H Strike Packages

Federal Spec. 86

ANSI Series 1000

How To Order

40HST 1 626

Series	Kit number	Finishes	Options
40HST – Strike package	1 – Standard	605 606	Thick Door* – (specify thickness if other than 1-3/4") 7/8** – 7/8" lip-to-center strike SH* – Security head screws RH – Handing (required for 5,6 kit) LH – Handing (required for 5,6 kit)
	4 – Strike Box Only	611 612	
	5 – Latchbolt only	613 618	
	6 – Latchbolt/deadbolt	619 622	
		625 626	
		629 630	
		690	

*Indicates extra cost option.

Part Description	Part Number	Parts Price
Strike Packages		
Standard strike package	40HST-1-626	64.00
Latchbolt-only strike package	40HST-5-626-RH	69.00
Latchbolt/deadbolt strike package	40HST-6-626-LH	69.00
Strike Packages		
Plastic strike box	40HST-4	4.30
Wrought steel strike box	3126903	12.00

Extra Cost Options*	Option Code	Add-On
Thick door	Specify thickness	35.00
7/8" Lip-to-center strike	7/8" LTC	35.00
Security head screws	SH	35.00

40H Lever Sets

How To Order

40HLS 14 626

Series	Knob/lever style	Finishes	Options
40HLS – Lever set	Levers:	605 606	Thick door* – (specify thickness if other than 1-3/4") SH* – Security head screws
	3 – Solid tube/return	611 612	
	12* – Solid tube/no return	613 618	
	14 – Curved/return	619 622	
	15 – Contour/angle return	625 626	
	16 – Curved/no return	629 630	
	17* RH – Gull wing right hand	626AM*	
	17* LH – Gull wing left hand	630AM*	
	50-91 – Decorative*		
	Knobs:		
	4 – Round		

*Indicates extra cost option.

**Decorative lever design sets are not available.

Part Description	Part Number	Parts Price
Lever Sets		
40H Lever Set #3 design	40HLS-3	483.00
40H Lever Set #12 design	40HLS-12	598.00
40H Lever Set #14 design	40HLS-14	483.00
40H Lever Set #15 design	40HLS-15	483.00
40H Lever Set #16 design	40HLS-16	483.00
40H Lever Set #17 RH design	40HLS-17 RH	598.00
40H Lever Set #17 LH design	40HLS-17 LH	598.00
40H Decorative Lever Sets #50-91 designs	40HLS-XX*	838.00
40H Knob Set #4 design	40HLS-4	483.00

*Choose one decorative lever set design from #50-91

Extra Cost Options*	Option Code	Add-On
Thick door	Specify thickness	35.00
Security head screws	SH	35.00
UltraShield antimicrobial finish	626AM, 630AM	94.00

40H Replacement Spindles

Federal Spec. 86

ANSI Series 1000

How To Order

40HRS	2	
Series	Kit number	Options
40HRS - Replacement spindle kits	2 - 40H Standard spindle 4 - 40H Hook spindle	Thick door* - Specify thickness if other than 1 3/4"

*Indicates extra cost option.

Part Description	Part Number	Parts Price	Extra Cost Options*	Option Code	Add-On
REPLACEMENT SPINDLES					
40H Swivel spindle assembly	40HRS-2	64.00	Thick door	Specify Thickness	35.00
40H Hook spindle assembly	40HRS-4	111.00			

40H Screw Kits

How To Order

40HSK	1	626	
Series	Kit number	Finishes	Options
40HSK - Screw kits	1 - H, R, S, J trim screw kit 2 - M, N trim screw kit 3 - Special purpose fasteners screw kit 4 - Surface-mounted trim screw kit 5 - Visual indicator screw kit	606 612 613 622 626	Thick door* - Specify thickness if other than 1-3/4" SH* - Security head screws

*Indicates extra cost option.

Part Description	Part Number	Parts Price	Extra Cost Options*	Option Code	Add-On
Screw Kits					
H, R, S, J trim screw kit	40HSK-1	43.00	Thick door	Specify Thickness	35.00
M, N trim screw kit	40HSK-2	43.00	Security head screws	SH	35.00
Special purpose fasteners screw kit	40HSK-3	43.00			
Surface-mounted trim screw kit	40HSK-4	43.00			
Visual indicator screw kit	40HSK-5	43.00			

*Indicates extra cost option.

40H Faceplate Kits

Federal Spec. 86

ANSI Series 1000

How To Order

40HFP	3	626	
Series	Kit number	Finishes	Options
40HFP - Faceplate kit	0 - for function: AB 1 - for functions: BW, TD, H, HJ 2 - for function: A 3 - for functions: AT, D, C, INL, NX, R, W 4 - for functions: N, LT 5 - for functions: AD, RD, YD, WD 6 - Blank with logo 7 - for functions: BA, S, TA 8 - for functions: B, G, JND, L, LB, T 9 - for functions: CHB, RHB 10 - Blank without logo	605 606 611 612 613 618 619 622 625 626 629 630 690	SH* - Security head screws

*Indicates extra cost option.

Part Description	Parts Price	Extra Cost Options*	Option Code	Add-On
Faceplate Kits:				
All face plate kits	64.00	Security head screws	SH	35.00

*Indicates extra cost option.

40H Visual Indicator Thumb-Turn Kit

Mortise Locks

How To Order

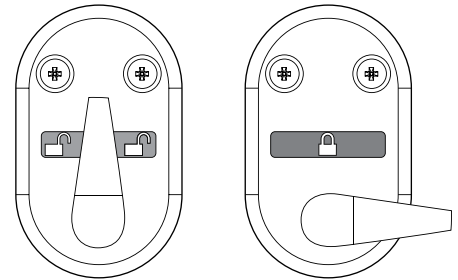
40HVIT	626	1-3/4"
Series	Finishes	Door Thickness
40HVIT	605 612 613 626	1-3/4" Thick door* – Specify thickness if other than 1-3/4"

*Indicates extra cost option.

NOTE: Thick Door option available for doors up to 5" thick

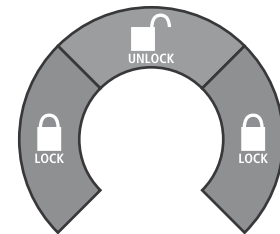
Part Description	Part Number	Parts Price
Visual Indicator Thumb-Turn		
Sectional Visual Thumb-Turn Indicator (H, R & S Trims)	40HVIT	185.00
Escutcheon Visual Thumb-Turn Indicator (J & M Trims)	40HVIT	335.00

Extra Cost Options*	Option Code	Parts Price
Thick door	Specify Thickness	35.00
UltraShield antimicrobial finish	626AM, 630AM	94.00



40H Indicator Laminate Kit

Part Description	Part Number	Parts Price
Visual Indicator Laminate		
Visual Indicator Laminate (for Thumb-Turn)	86329	35.00



J Series Semi-Trailer Kingpin Locks

Auxiliary Locks

How To Order

Series	Core Housing	Latch Type	Head Type	Armored Front	Options
2J – Standard body	7 – 7-pin housing; accepts all BEST cores	L – Latch (Spring Return) D – Deadlocking Bolt	1 – Single Head Unit 2 – Double Head Unit	1 – Armored Front "–" – No Armored Front	TA* – Extended face without armored front

*TA option not compatible with Armored Front Head type option '1'

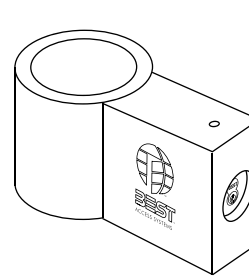
Must specify keymark and number of keys or designate L/C for less core.

Function Description	Function Code	Complete With Combined Core			Less Core
		Patented*	Premium**	Standard	
Single latch	L1	1,206.00	1,206.00	1,189.00	1,087.00
Double latch	L2	1,772.00	1,772.00	1,738.00	1,534.00
Single deadbolt	D1	1,163.00	1,163.00	1,146.00	1,044.00
Double deadbolt	D2	1,713.00	1,713.00	1,679.00	1,475.00

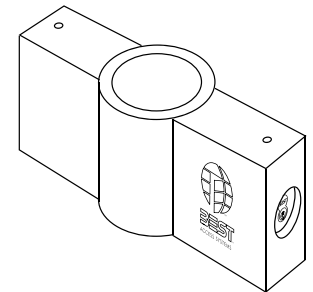
*If TA option is not included, only CORMAX M Series patented keying system can be used and pricing shown applies. If TA option is included, BEST Preferred keying system can be used and \$20.00 must be added to pricing shown. **Applicable only if TA option is included.

Part Description	Catalog Number	Price
Storage Racks:		
Three post mount	2J0R3	715.00
Three post—cad. plated	2J0R3C	896.00
Five post mount	2J0R5	1,196.00
Five post—cad. plated	2J0R5C	1,333.00

NOTE: Patented or Premium core is available in J Series with the TA option only.



2J7L1



2J7L2

6K Series Grade 2 Cylindrical Locks - Knobs

Cylindrical Locks

Federal Spec. 160

ANSI Series 4000

How To Order

6K	3	7	AB	4	C	STK	626	
Series	Backset	Core Housing	Function Code	Knob Style	Trim Style	Strike Package	Finish	Options
6K	2 – 2-3/8" 3 – 2-3/4" 4* – 3-3/4" 5* – 5"	0 – Keyless 7 – 7-pin housing; accepts all BEST cores	See below	4 – Round	K – 3"	STK – Standard S3 – ANSI LS – Less strike	Satin* 606 630 Bright* 605	L8 – Drive-in latch NF – Narrow face latch (std with 62K) WF – Wide face latch (std with 63K)

*Indicates extra cost option, see below. Must specify keymark and number of keys

Function Description	Function Code	Complete With Combined Core			Less Core
		Patented*	Premium	Standard	
Single Keyed:					
Office	AB	479.00	479.00	462.00	360.00
Storeroom	D	479.00	479.00	462.00	360.00
Classroom	R	479.00	479.00	462.00	360.00
Keyless:					
Passage	N	N/A	N/A	N/A	218.00
Exit	Y	N/A	N/A	N/A	218.00
Privacy	L	N/A	N/A	N/A	291.00
Patio	P	N/A	N/A	N/A	291.00
Single dummy trim	IDT	N/A	N/A	N/A	122.00
Double dummy trim	2DT	N/A	N/A	N/A	232.00

*Patented pricing shown is for CORMAX patented keying system. Add \$20.00 for BEST Preferred patented keying.

Extra Cost Options*	Option Code	Add-On
Satin finishes (per lock)	606	32.00
Bright finishes (per lock)	605	66.00
Special backset	64K / 65K	18.00

Part Description	Part Number	Part Price
2-3/8" deadlocking latch	6KL2	67.00
2-3/4" deadlocking latch	6KL3	67.00
3-3/4" deadlocking latch	6KL4	79.00
5" deadlocking latch	6KL5	79.00
2-3/8" drive-in latch	6KL2-8	67.00
2-3/4" drive-in latch	6KL3-8	67.00
Standard strike package	7KCS2	13.00
ANSI strike package	7KCS3	38.00
Standard strike box	710339380	7.30
Screw pack with tailpiece 630	78073610	3.70
Screw pack with tailpiece 605/606	78073611	3.70
Screw pack without tailpiece 630	78073612	3.10
Screw pack without tailpiece 605/606	78073613	3.10
IDT screw pack	78073614	2.70
2DT screw pack	78073615	3.10
ANSI Strike Box	71547007	6.90

7KC Series Grade 2 Cylindrical Locks - Levers

Cylindrical Locks

Federal Spec. 160

ANSI Series 4000

How To Order

Series	Backset	Core Housing	Function Code	Lever Style	Trim Style	Strike Package	Finish	Options
7KC	3	7	AB	15	D	STK	626	
7KC	2 – 2-3/8" 3 – 2-3/4" 4* – 3-3/4" 5* – 5"	0 – Keyless 6 – 6-pin non-IC cylinder 7 – 7-pin housing; accepts all BEST cores	See below	14 – Curved return 15 – Contour angle return 16 – Curved no return	D – 3-1/2"	STK – Standard S3 – ANSI	626 Satin* 606 612 613 Bright* 605 625	L8 – Drive-in latch (only available on 2-3/8" and 2-3/4" backset) OB** – Zero bitted KA** – Keyed alike KD** – Keyed different OEM*** – Orig equipment mfg ATB – Alternate through-bolt NF – Narrow face latch

*Indicates extra cost option

**Six-pin cylinder in Schlage "C" keyway included with OB, KA, & KD options. Must specify 6 for core housing.

***Cylinders not included with OEM option. Must specify "0" for core housing.

Function Description	Function Code	Complete With Combined Core			Less Core	6-pin non-IC Cylinder OB, KA, KD
		Patented*	Premium	Standard		
Single Keyed:						
Entrance	AB	563.00	563.00	546.00	444.00	524.00
Storeroom	D	563.00	563.00	546.00	444.00	524.00
Classroom	R	563.00	563.00	546.00	444.00	524.00
Keyless:						
Passage	N	N/A	N/A	N/A	325.00	N/A
Exit	Y	N/A	N/A	N/A	315.00	N/A
Privacy	L	N/A	N/A	N/A	356.00	N/A
Single dummy trim	IDT	N/A	N/A	N/A	147.00	N/A

*Patented pricing shown is for CORMAX patented keying system. Add \$20.00 for BEST Preferred patented keying.

Extra Cost Options*	Option Code	Add-On
Satin finishes (per lock)	612, 613, etc.	32.00
Bright finishes (per lock)	605, 625, etc.	66.00
Special backset	74KC / 75KC	18.00

Part Description	Part Number	Part Price
2-3/8" deadlocking latch	7KCL2	67.00
2-3/4" deadlocking latch	7KCL3	67.00
3-3/4" deadlocking latch	6KL4	79.00
5" deadlocking latch	6KL5	79.00
Standard strike package	7KCS2	13.00
ANSI strike package	7KCS3	38.00
Throw member	B56165	4.10
Standard strike box	B25640	7.30

8K Series Grade 1 Cylindrical Locks - Knobs

Cylindrical Locks

Federal Spec. 160

ANSI Series 4000

How To Order

8K	3	7	AB	4	D	STK	626	
Series	Backset	Core Housing	Function Code	Knob Style	Rose Style	Strike Package	Finish	Options
8K	3 – 2-3/4" 4* – 3-3/4" 5* – 5"	0 – Keyless 7 – 7-pin housing; accepts all BEST cores	See below	4 – Round 6 – Tulip	A – 3-3/8" concave C – 2-9/16" concave D – 3-3/8" convex E – 3-3/8" concave – thick door	STK – Standard S3 – ANSI S3 7/8* – 7/8" lip-to-center strike LS – Less strike S5 S6	626 690 626AM* Satin* 606 612 613 619 Bright* 605 611 625	3/4* – 3/4" throw BRK – Break-away (keyed only) FRL* – Full radius latch LL* – Lead lined (not available in double keyed functions) SH* – Security head screws SPN – Spin free (D & W only) TAC/B* – Tactile both knobs TAC/O* – Tactile outside knob TAC/I* – Tactile inside knob

*Indicates extra cost option; see below. Must specify keymark and number of keys.

Function Description	Function Code	Complete With Combined Core			Less Core
		Patented*	Premium	Standard	
Single Keyed:					
Entrance	AB	1,123.00	1,123.00	1,106.00	1,004.00
Storeroom	D	1,123.00	1,123.00	1,106.00	1,004.00
Service station	E	1,123.00	1,123.00	1,106.00	1,004.00
Classroom	R	1,123.00	1,123.00	1,106.00	1,004.00
Dormitory	T	1,123.00	1,123.00	1,106.00	1,004.00
Special	Note**	1,123.00	1,123.00	1,106.00	1,004.00
Hotel (SPN-standard)	H, HJ	1,216.00	1,216.00	1,199.00	1,097.00
Double Keyed:					
Corridor	C	1,173.00	1,173.00	1,139.00	935.00
Storeroom	G	1,173.00	1,173.00	1,139.00	935.00
Communicating	S	1,173.00	1,173.00	1,139.00	935.00
Institutional	W	1,173.00	1,173.00	1,139.00	935.00
Special	DR, RD	1,173.00	1,173.00	1,139.00	935.00
Keyless:					
Passage	N, NX	N/A	N/A	N/A	757.00
Exit	Y	N/A	N/A	N/A	757.00
Privacy	L	N/A	N/A	N/A	871.00
Patio	P	N/A	N/A	N/A	871.00
Special	LL, M, Q, Z	N/A	N/A	N/A	871.00
Single dummy trim	1DT	N/A	N/A	N/A	328.00
Double dummy trim	2DT	N/A	N/A	N/A	656.00

*Patented pricing shown is for CORMAX patented keying system. Add \$20.00 for BEST Preferred patented keying.

**Single-keyed special functions include: A, B, DZ, EA, RH, RZ, XD, XR, YD, YR, YRH, YRM and YZ

ATTENTION: Locksets that secure both sides of the door (e.g., G, DR, M, RD, S, W, XD, YD & YR functions) are controlled by building codes and the Life Safety Code. Delay in unlocking for rapid emergency exit could be hazardous or even fatal.


8K Series Grade 1 Cylindrical Locks (continued)

Cylindrical Locks

Extra Cost Options*	Option Code	Add-On
Satin finishes (per lock)	606, 612, 613, etc.	32.00
Bright finishes (per lock)	605, 611, 625, etc.	66.00
UltraShield antimicrobial finish	626AM	90.00
3/4" throw latch	3/4	50.00
Special backsets	84K / 85K	34.00
Lead lined	LL	334.00
Security head screws	SH	35.00
Tactile knob both sides	TAC/B	126.00
Tactile knob outside	TAC/O	66.00
Tactile knob inside	TAC/I	66.00
7/8" Lip-to-center strike	S3 7/8	35.00
Full radius latch	FRL	34.00

Parts Description	Part Number	Part Price
2-3/4" deadlocking latch	8KL3	119.00
3-3/4" deadlocking latch	8KL4	148.00
5" deadlocking latch	8KL5	148.00
Standard strike package	8KS2	13.00
ANSI strike package	8KS3	38.00
Throw member 7-pin	B92506	4.10
Breakaway knob driver	B54856	14.00

NOTE 1: Other special single keyed functions include: A, B, EA, DZ, RZ, XD, XR, YD & YR.
 ATTENTION: Locksets that secure both sides of the door (e.g. G, DR, M, RD, S, W, XD, YD & YR functions) are controlled by building codes and the Life Safety Code. Delay in unlocking for rapid emergency exit could be hazardous or even fatal.



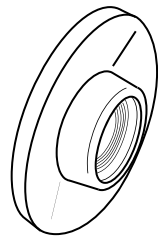
4 – Round



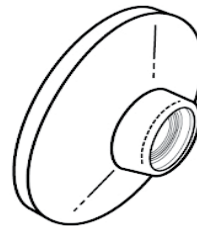
6 – Tulip



4 – TAC option
 (Blind, safety, & handicapped application)



A and C Rose
 (Concave)



D Rose
 (Convex)

9K Series Grade 1 Cylindrical Locks - Levers

Cylindrical Locks

Federal Spec. 160

ANSI Series 4000

How To Order

9K	3	7	AB	14	C	STK	626	
Series	Backset	Core Housing	Function Code	Lever Style	Rose Style	Strike Package	Finish	Options
9K	3 – 2-3/4" 4* – 3-3/4" 5* – 5" DT – Dummy Trim	0 – Keyless functions / or / Non-IC and LFIC competitive cylinder (less core) [†] 6 – 6-pin non-IC cylinder 7 – 7-pin housing; accepts all BEST cores	See below (Contact sales support for special functions and pricing.)	14 – Curved with return 15 – Contour angle with return 16 – Curved without return	C – 3" convex D – 3-1/2" convex K – 3" convex no ring L – 3-1/2" convex no ring	STK – Standard S3 – ANSI S3 7/8** STK 7/8*** LS – Less strike S3B* – ANSI (Strike w/ Plastic Box) S3B 7/8* – ANSI (Strike w/ Plastic Box)	626 690 622 626AM* Satin* 606 612 613 619 Bright* 605 611 625 618	3/4* – 3/4" throw latch AL/B* – Abrasive lever both sides AL/O* – Abrasive lever outside AL/I* – Abrasive lever inside TL/B* – Tactile lever both sides TL/O* – Tactile lever outside TL/I* – Tactile lever inside ATB – 2-3/4" Through bolt Prep ATB2 – 2-5/8" Through bolt prep FRL* – Full radius latch LL* – Lead lined (N/A for double keyed functions) LM – Lost motion SH* – Security head screws Thin Door* – 1-3/8" OB* – non-IC zero bitting KA* – non-IC keyed alike KD* – non-IC keyed different COR* – non-IC Corbin-Russwin MED* – non-IC Medeco ROE* – Request to Exit SAR* – non-IC Sargent SCH* – non-IC Schlage YAL* – non-IC Yale SARRC – LFIC Sargent CORRC – LFIC Corbin YALRC – LFIC Yale SCHRC – LFIC Schlage WS – Windstorm Label (Florida Building Code)

*Indicates extra cost. Must specify keymark and number of keys.
**S3 7/8 is the ANSI flat lip strike
***STK 7/8 is the standard flat lip strike

COR, MED, SAR, SCH: Chose only one option. OB, KA, KD; use with core housing option 6
SCHRC, CORRC, SARRC, YALRC: Use with core housing option 0

Function Description	Function Code	Complete With Combined Core			Less Core	6-pin non-IC Cylinder OB, KA, KD
		Patented*	Premium	Standard		
Single Keyed:						
Entrance	AB	1,066.00	1,066.00	1,049.00	947.00	1,027.00
Storeroom	D	1,066.00	1,066.00	1,049.00	947.00	1,027.00
Service station	E	1,066.00	1,066.00	1,049.00	947.00	1,027.00
Classroom	R	1,066.00	1,066.00	1,049.00	947.00	1,027.00
Dormitory	T	1,066.00	1,066.00	1,049.00	947.00	1,027.00
Special**	Note	1,066.00	1,066.00	1,049.00	947.00	1,027.00
UA	UA	1,066.00	1,066.00	1,049.00	947.00	1,027.00
Hotel	H, HJ	1,158.00	1,158.00	1,141.00	1,039.00	1,119.00
Double Keyed:						
Corridor	C	1,274.00	1,274.00	1,240.00	1,036.00	1,196.00
Storeroom	G	1,274.00	1,274.00	1,240.00	1,036.00	1,196.00
Intruder***	IN	1,319.00	1,319.00	1,285.00	1,081.00	1,241.00
Communicating	S	1,319.00	1,319.00	1,285.00	1,081.00	1,241.00
Institutional	W	1,319.00	1,319.00	1,285.00	1,081.00	1,241.00
Special	DR, RD	1,319.00	1,319.00	1,285.00	1,081.00	1,241.00
Keyless:						
Passage	N, NX	N/A	N/A	N/A	663.00	N/A
Exit	Y	N/A	N/A	N/A	663.00	N/A
Privacy	L	N/A	N/A	N/A	762.00	N/A
Patio	P	N/A	N/A	N/A	762.00	N/A
Special	LL, M, Q, Z	N/A	N/A	N/A	762.00	N/A
Single dummy trim	1DT	N/A	N/A	N/A	283.00	N/A
Double dummy trim	2DT	N/A	N/A	N/A	552.00	N/A

*Patented pricing shown is for CORMAX patented keying system. Add \$20.00 for BEST Preferred patented keying.

**Single-keyed special functions include: A, B, DZ, EA, RH, RZ, XD, XR, YD, YR, YRH, YRM and YZ
***IN Function includes interior indicator rose standard

9K Series Grade 1 Cylindrical Locks (continued)

Cylindrical Locks

Extra Cost Options*	Option Code	Add-On
Satin finishes (per lock)	606, 612, 613, etc.	32.00
Bright finishes (per lock)	605, 625, 629, etc.	66.00
UltraShield antimicrobial finish	626AM	90.00
Thin door 1-3/8"	1-3/8"	120.00
3/4" throw latch	3/4	50.00
Special backsets	94K / 95K	34.00
Lead lined	LL	334.00
Security head screws	SH	35.00
Abrasive lever both sides	AL/B	66.00
Abrasive lever outside	AL/O	35.00
Abrasive lever inside	AL/I	35.00
Tactile lever both sides	TL/B	126.00
Tactile lever outside	TL/O	66.00
Tactile lever inside	TL/I	66.00
7/8" Lip-to-center strike	S3 7/8 or STK 7/8	35.00
Strike with plastic box	S3B or S3B 7/8	35.00
Full radius latch	FRL	34.00

*Choose only one option. OB, KA, KD-use with core housing option 6. COR, MED, SAR, SCH, YAL, SCHRC-use with core housing option 0

Extra Cost Options*	Option Code	Add-On
Non-IC Corbin-Russwin (single keyed)	COR	10.00
Non-IC Corbin-Russwin (double keyed)	COR	26.00
Non-IC Medeco (single keyed)	MED	10.00
Non-IC Medeco (double keyed)	MED	26.00
Non-IC Sargent (single keyed)	SAR	10.00
Non-IC Sargent (double keyed)	SAR	26.00
Non-IC Schlage (single keyed)	SCH	10.00
Non-IC Schlage (double keyed)	SCH	26.00
Non-IC Yale (single keyed)	YAL	10.00
Non-IC Yale (double keyed)	YAL	26.00

NOTE: These options do not come with a cylinder. The lock is just prepped for cylinders of these other manufacturers and comes with a throw member for that manufacturer's cylinder.

Part Description	Part Number	Part Price
2-3/4" deadlocking latch	8KL3	119.00
3-3/4" deadlocking latch	8KL4	148.00
5" deadlocking latch	8KL5	148.00
Standard strike package	8KS2	13.00
ANSI strike package	8KS3	38.00
Throw member 7-pin	B92505	4.10

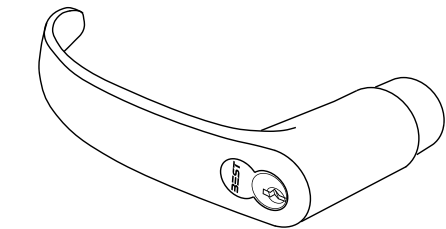
NOTE 1: Other special single keyed functions include: AB, EA, DZ, RZ, XD, XR, YD & YR.

ATTENTION: Locksets that secure both sides of the door (e.g. G, DR, M, RD, S, W, XD, YD & YR functions) are controlled by building codes and the Life Safety Code. Delay in unlocking for rapid emergency exit could be hazardous or even fatal.

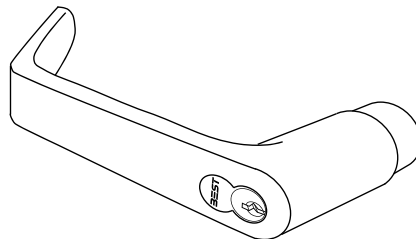
Adapttion Kit

9KA	SCHRCKT		Price
Family	Kit Type	Lever Style	Finish
9KA – Adaptation Kit	SCHRCKT – Schlage RC Adaptation Kit	14 – Curved return 15 – Contour angle return 16 – Curved no return	606, 626, 612, 613 138.00

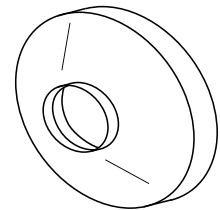
NOTE: Lever Style 16 is considered a special order item and may have extended lead times. Consult factory for lead times.



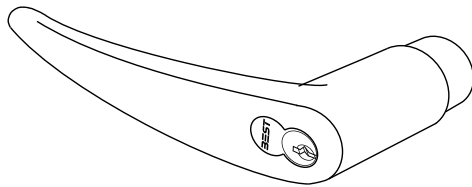
14 – Curved return



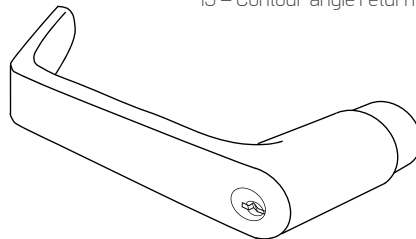
15 – Contour angle return



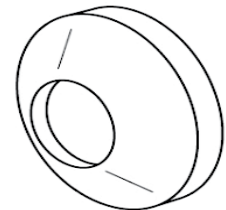
C and D Roses



16 – Curved no return



15 – Non IC contour angle return



K and L Roses

AK Series Knob Adaptations (formerly KA series)

Cylindrical Locks

How To Order

Series	Adaptation Kit Number	Finish
AK	Please contact BEST for the specific kit number to convert your heavy duty lockset. The name of the manufacturer and model number are required.	626

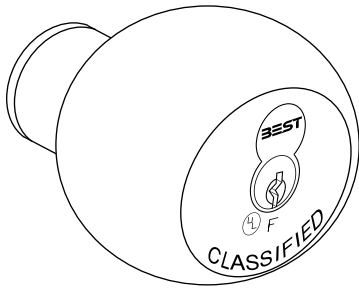
Must specify keymark and number of keys.

Manufacturer's Name	Complete With Combined Core			Less Core Price
	Patented*	Patented*	Premium	
Corbin	361.00	361.00	344.00	242.00
Sargent	397.00	397.00	380.00	278.00
Schlage	326.00	326.00	309.00	207.00
Russwin	361.00	361.00	344.00	242.00
Yale	397.00	397.00	380.00	278.00

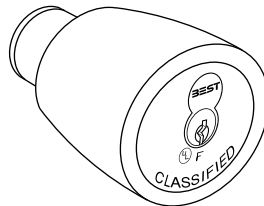
Installation at BEST Factory 104.00

Kit Components	Knob Only Less Core	Throw Member
Corbin	207.00	55.00
Sargent	237.00	40.00
Schlage	175.00	36.00
Russwin	203.00	55.00
Yale	237.00	45.00

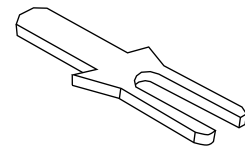
*Patented pricing shown is for CORMAX patented keying system. Add \$20.00 for BEST Preferred patented keying.



Schlage round



Schlage tulip



Schlage throw member

L Series Cabinet Locks

Cabinet, Push and Siding

How To Order

5L	7	R	D	2	606	
Series	Core Housing	Mounting Type	Latch Type	Hand	Finish	Options
3L – Coin box	5 – 5-pin housing 6 – 6-pin housing 7 – 7-pin housing; accepts all BEST cores	R – Rim	D – Dead-locking	2 – Vertical	626 690 Satin* 606 612 613 619	1-1/8" to 2"* – Special cylinder (specify length)
5L – Standard		M – Mortise R – Rim	D – Dead-locking L – Latchbolt	2 – Vertical 5 – Inverted	Bright* 605 611 625	T – Deadlocking SL* – Square Latch, spring loaded TR – Special trim ring A450 – Special strike A451 – Special strike A452 – Special strike A453 – Special strike

*Indicates extra cost option; see below. Must specify keymark and number of keys.

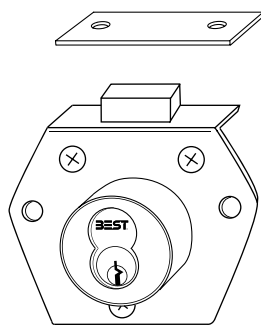
Description	Series	Complete With Combined Core			Less Core
		Patented*	Premium	Standard	
Cabinet Locks					
Cabinet–mortise & rim	3L	266.00	266.00	249.00	147.00
Cabinet–mortise & rim	5L	229.00	229.00	212.00	110.00

Extra Cost Options*	Option Code	Add-On
Square latch spl. cylinder	SL	32.00
Special cylinders-3L	1-1/2" to 2"	34.00
Special cylinders-5L	1-1/8" to 2"	34.00
Special finishes	See above	8.30

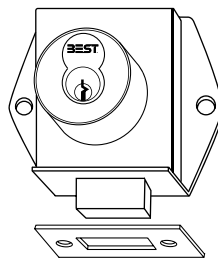
Description	Series	Complete With Combined Core			Less Core
		Patented*	Premium	Standard	
8I Series Mail Box Lock					
Standard mail box lock	8L7SPR-627	302.00	302.00	285.00	183.00

*Patented pricing shown is for CORMAX patented keying system. Add \$20.00 for BEST Preferred patented keying.

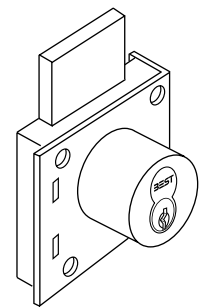
NOTE: You must specify the name of the manufacturer and the model number.



5L7RD2



5L7MD



3L7RD2 - Vertical Only

P Series Push Locks

Cabinet, Push and Siding

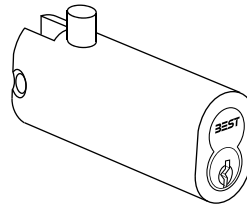
How To Order

2P	7	3	626
Series	Lock Body	Mounting slot	Finish
2P – File cabinet	7 – 7-pin body may be keyed 6-pin	3 – Vertical 4 – Horizontal	606 626

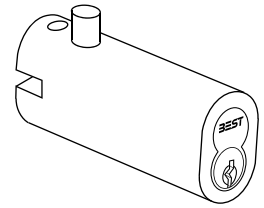
Description	Catalog No.	Complete With Combined Core			Less Core
		Patented*	Premium	Standard	
2P Series					
Vertical mounting slot	2P73	300.00	300.00	283.00	181.00
Horizontal mounting slot	2P74	300.00	300.00	283.00	181.00

*Patented pricing shown is for CORMAX patented keying system. Add \$20.00 for BEST Preferred patented keying.

NOTE: You must specify the name of the manufacturer and the model number.



2P73



2P74

S Series Sliding Door Locks

Cabinet, Push and Sliding

How To Order

3S	7	5	627	
Series	Core housing	Function code	Finish	Options
2S – Sliding door push 3S – Sliding panel 4S – Sliding door cyl.	7 – 7-pin housing; accepts all BEST cores (4S requires 6C core)	See below	2S – 626, 605, 606, 622, 625 4S – 625, 605, 606, 626 3S – 627	3S – Strike straps: S1* – 1/4" thick S2* – Standard 1/4" S3 – 5/16" to 1/2" S4 – 1/2" to 11/16" S5 – 3/4" & thicker

*Included in the price of the housing.

Function Description	Catalog Number	Complete With Combined Core			Less Core
		Patented*	Premium	Standard	
2S Series					
Surface mount–1/2" bolt	3	391.00	391.00	374.00	272.00
Through bolt–1/2" bolt	3TBM	472.00	472.00	455.00	353.00
Through bolt–3/4" bolt	4TBM	472.00	472.00	455.00	353.00
Surface mount–bolt pin	5	472.00	472.00	455.00	353.00
3S Series					
Straight housing	5	333.00	333.00	316.00	214.00
Captured panel housing	7	333.00	333.00	316.00	214.00
Housing with 1" extension	8	434.00	434.00	417.00	315.00
4S Series					
Sliding glass door cylinder	3	235.00	235.00	218.00	116.00
Sliding wood door cylinder	4	256.00	256.00	239.00	137.00

* Patented pricing shown is for CORMAX patented keying system. Add\$20.00 for BEST Preferred patented keying.

** Lock requires 6C core (not available with Peaks or Preferred keying).

Function Description	Par Number	Separate	With Lock Add-On
3S Strike Straps			
4-1/4" long for 1/4" panel	3SS1	39.00	N/A
6-1/4" long for 1/4" panel	3SS2	45.00	N/A
Standard			
6-1/4" long for 5/16" to 1/2"	3SS3	64.00	26.00
6-1/4" long for 1/2" to 11/16"	3SS4	76.00	40.00
6-1/4" long for 3/4" or thicker	3SS5	59.00	11.00

SPSL – Secure Patient Safety Lever

Specialty Hardware

How To Order – Mortise Safety Levers

SPSL	ML	R	16F	630	RH	
Series	Chassis	Function	Lever	Finish	Hand	
SPSL – Secure Patient Safety Lever	ML – Mortise	A – Office privacy	W3 – Asylum deadbolt lever/lever	16F – Anti-ligature lever	630 – Satin stainless steel	RH LH RHR LHR
		D – Storeroom	W4 – Asylum deadbolt double cyl lever/lever			
		IND – Intruder deadbolt	W10 – Asylum lever/blank			
		IND2 – Intruder storeroom dblt	W20 – Asylum double cyl lever/blank			
		INL – Intruder latch	W30 – Asylum deadbolt lever/blank			
		LT – Bathroom privacy	W40 – Asylum deadbolt double cyl lever/blank			
		LTF – Bedroom privacy (Anti-Lockout)				
		R – Classroom				
		RF – Bedroom privacy				
		T – Dormitory deadbolt				
		W1 – Asylum lever/lever				
		W2 – Asylum double cyl lever/lever				

Product Description	Function Code	Price*
Mortise Safety Lever		
Office privacy	A	2,557.00
Storeroom	D	2,357.00
Intruder deadbolt	IND	2,357.00
Intruder storeroom deadbolt	IND2	2,357.00
Intruder latch	INL	2,357.00
Bathroom privacy	LT	2,557.00
Passage	ON	2,156.00
Bedroom privacy (RF)	RF	2,557.00
Bedroom privacy Anti-Lockout (LTF)	LTF	2,557.00
Classroom	R	2,357.00
Dormitory deadbolt	T	2,357.00
Asylum lever/lever	W1	2,357.00
Asylum double cyl lever/lever	W2	2,357.00
Asylum deadbolt lever/lever	W3	2,357.00
Asylum deadbolt double cyl lever/lever	W4	2,357.00
Asylum lever/blank	W10	2,357.00
Asylum double cyl lever/blank	W20	2,357.00
Asylum deadbolt lever/blank	W30	2,357.00
Asylum deadbolt double cyl lever/blank	W40	2,357.00

How To Order – Cylindrical Safety Levers

SPSL	CL	ON	16F	630	RH
Series	Chassis	Function	Lever	Finish	Hand
SPSL – Secure Patient Safety Lever	CL – Cylindrical 2-3/4" backset	ON – Cylindrical passage	16F – Anti-ligature lever	630 – Satin stainless steel	RH LH RHR LHR
	CL5 – Cylindrical 5" backset	ONX – Cylindrical passage blank interior			

Product Description	Function Code	Price
Cylindrical Safety Lever		
Passage	ON	1,875.00
Passage blank interior	ONX	1,875.00
Dummy Trim		
Dummy Trim	DT	1,044.00

SPSL – Secure Patient Safety Lever (continued)

Part Description	Kit Number	List Price
Cylindrical Security head screw kit	SPSL-SH C1	33.00
Mortise Security head screw kit	SPSL-SH M1	33.00
Security head driver kit	SPSL-SH D1	33.00
Turnpiece Disable kit for Female Privacy Locks	SPSL-TD	180.00
Cylinder Protector for IC core cylind. SPSL (incl. 2 keys)	SPSL-CP-IC	1,240.00
Cylinder Protector for non-IC cylind. SPSL (incl. 2 keys)	SPSL-CP-NIC	1,240.00
Extra magnetic key for SPSL-CP	SPSL-CP-K	53.00

How To Order – Electrified Mortise Safety Levers

SP	SE	ML	R	N	L	630	RH			
Series	Electric Release Trim[s]			Chassis	Interior Trim Blank	Function Group			Finish	Hand
	Designation	Exterior	Interior			RQE	DPS	LPS		
SP – Secure Patient Safety	SE	Electric Release Trim (Fail Secure)	Mechanical	ML – Mortise	'leave empty' – if interior trim required (standard) X** – No trim on the interior, just a blank plate (SPSE or SPSF only)	R* – Request to Exit N – Place-holder if RQE not selected	D* – Door Position N – Place-holder if DPS not selected	L* – Latch Position N – Place -holder if LPS not selected	630 – Satin Stainless Steel	RH LH RHR LHR
	SF	Electric Release Trim (Fail Safe)	Mechanical							
	S3	Electric Release Trim (Fail Secure)	Electric Release Trim (Fail Secure)							
	S4	Electric Release Trim (Fail Safe)	Electric Release Trim (Fail Safe)							

*Indicates extra cost option.
**Option only available for SPSE and SPSF trims. Security hardware comes standard.

Function Description	Function Code	Price*
SPSE - Exterior Release Trim (Fail Secure)	NNN†	3,713.00
SPSF - Exterior Release Trim (Fail Safe)	NNN†	3,878.00
SPS3 - Exterior/Interior Release Trim (Fail Secure)	NNN†	3,808.00
SPS4 - Exterior/Interior Release Trim (Fail Safe)	NNN†	3,878.00

Extra Cost Options*	Option Code	Add-On
Function Code (RQE)	R	84.00
Function Code (DPS)	D	125.00
Function Code (LPS)	L	84.00

†Indicates extra cost options for RQE, DPS or LPS functions.
*Standard offering is less cylinder and less core.
*Patented pricing shown is for CORMAX patented keying system.
Add \$20.00 for Best Preferred patented keying. †Indicates extra cost options for RQE, DPS or LPS functions.

SSRL - Secure Seclusion Room/Time Out Room Locks

Specialty Hardware

Product Description	Product Number	Price
3-Point constant supervision	SSRLS-3	2,995.00
3-Point unsupervised	SSRLU-3	3,202.00
Alum. angled strike kit for 3 point outswing doors	SSRL-SK3	748.00
Single point constant supervision	SSRLS-1	1,771.00
Single point constant supervision, includes strike kit for outswing doors	SSRLS-1-SK1	1,848.00
Single point unsupervised	SSRLU-1	1,975.00
Single point unsupervised, includes strike kit for outswing doors	SSRLU-1-SK1	2,052.00
Strike kit for single point outswing doors	SSRL-SK1	84.00
3-Point constant supervision w/ digital counter	SSRLS-3-C	3,285.00
3-Point unsupervised w/ digital counter	SSRLU-3-C	3,488.00

SPECIAL NOTE: Normal discount structure does NOT apply to list prices on this page. Obtain net price quotes from your local BEST Sales Representative.

SEDA – Secure Emergency Door Alarm

Specialty Hardware

Product Description	Product Number	Price
Sensor - 36" to 42" wide door	SEDA-DSA-P1	1,314.00
Sensor - 42" to 48" wide door	SEDA-DSA-P2	1,414.00
12 Door controller/power supply	SEDA-CPS-1A52-12	4,076.00
24 Door controller/power supply	SEDA-CPS-1A52-24	7,157.00
36 Door controller/power supply	SEDA-CPS-1A52-36	10,236.00
48 Door controller/power supply	SEDA-CPS-1A52-48	14,349.00
Second console output	SEDA-CPS-MOD-CONS-2	479.00
12 Door LED console	SEDA-DCRS-12	2,596.00
24 Door LED console	SEDA-DCRS-24	4,321.00
36 Door LED console	SEDA-DCRS-36	6,047.00
48 Door LED console	SEDA-DCRS-48	11,079.00
12 Door LED Wall Console	SEDA-WCRS-12	3,704.00
24 Door LED Wall Console	SEDA-WCRS-24	5,674.00
36 Door LED Wall Console	SEDA-WCRS-36	7,945.00
Wall mounted keyswitch	SEDA-KSI01	479.00
Strobe light ceiling mount	SEDA-SL1	229.00
Strobe light ceiling mount w/ steel mounting plate	SEDA-SL2	278.00
Full surface angled alum. hinge modified for new or existing hinges	SEDA-ECHFS-MH-AL-4	1,539.00
Splice box for room w/ multiple doors	SEDA-SPLB-1	278.00

SPECIAL NOTE: Normal discount structure does NOT apply to list prices on this page. Obtain net price quotes from your local BEST Sales Representative.

T Series Tubular Deadbolts

Tubular Locks

Federal Spec. 180, 181

NOTE: 8T=ANSI/BHMA Grade 1 • 6T=ANSI/BHMA Grade 2

How To Order

8T/6T	3	7	K	STK	606	
Series	Backset	Core Housing	Function Code	Strike	Finish	Options
8T	2 – 2-3/8"	0 – Keyless	See below	STK – Std deadbolt	8T	CS* – Concealed screws
6T	3 – 2-3/4"	7 – 7-pin housing; accepts all BEST cores		S1 – ANSI deadbolt	626 690	D5 – Drive-in bolt (8T only)
				S4 – Lip deadbolt	626AM*	LL* – Lead lined (8T only)
				S5* – High security deadbolt (only available in 630 finish)	Satin*	NF – Narrow face 1" on 8T3 (std. on 8T2)
					606 612	WF – Wide face 1-1/8" on 8T2 (std. on 8T3)
					613 619	SH* – Security head screws (8T only)
					Bright*	Thick Door* – specify thickness (8T only)
					605 611	Thin Door* – specify thickness (8T only)
					625	
					6T	
					626	

*Indicates extra cost option; see below.

**6T adjustable backset. Backset selection not required.

Description	Function Code	Complete With Combined Core			Less Core
		Patented*	Premium	Standard	
8T Deadbolts					
Single-keyed—turnknob	K	430.00	430.00	413.00	311.00
Single-keyed—no turnknob	L	430.00	430.00	413.00	311.00
Non-keyed—turnknob	KL	N/A	N/A	N/A	258.00
Double-keyed—CS-standard	M	645.00	645.00	611.00	407.00
Single-keyed—classroom	S	430.00	430.00	413.00	311.00
6T Deadbolts					
Single-keyed—turnknob	K	316.00	316.00	401.00	197.00
Single-keyed—no turnknob	L	316.00	316.00	401.00	197.00
Double-keyed	M	393.00	393.00	478.00	274.00
Non-keyed turnknob	KL	283.00	283.00	368.00	164.00

* Patented pricing shown is for CORMAX patented keying system. Add \$20.00 for Best Preferred patented keying.

Extra Cost Options*	Option Code	Add-On
Satin finishes (per lock) (8T only)	606, 612, 613, etc.	40.00
Bright finishes (per lock) (8T only)	605, 611, 625, etc.	40.00
UltraShield antimicrobial finish (8T only)	626AM, 630AM	60.00
Concealed screws (8T only)	CS	68.00
Lead lined (8T only)	LL	240.00
High security strikes (8T only)	S5	55.00
Security head screws (8T only)	SH	35.00
Thick door (8T only)	Specify thickness	59.00
Thin door (8T, M function only)	Specify thickness	59.00

ATTENTION: Locksets that secure both sides of the door (e.g. L and M functions) and their use is controlled by building codes and the Life Safety Code. Delay in unlocking for emergency exit could be hazardous or even fatal.

Part Description	Part Number	Part Price
2-3/8" Deadbolt tube	8TD2B	74.00
2-3/4" Deadbolt tube	8TD3B	74.00
2-3/8" Drive-in bolt	8TD25	74.00
2-3/4" Drive-in bolt	8TD35	74.00
Std. deadbolt strike pkg.	8TSSTK	14.00
ANSI deadbolt strike pkg.	8TSI	43.00
Deadbolt lip strike pkg.	8TS4	14.00
High security strike pkg. / deadbolt	8TS5*	75.00

* 8TS5 only available in 630 finish

W Series Electric Switch Locks

Electromechanical Locks

How To Order

Series	Core Housing	Function code	Finish	Optional Box**
IW	7 – 7-pin housing; accepts all BEST cores	See below	626 690 Satin* 606 612 613 619 Bright* 605 611 625	See below

*Indicates extra cost option; see below.

**Not all boxes are compatible with all switch locks. See the catalog for details.

Function Description	Switch Type	Key Position 2***	Key Position 3***	Function Code	Complete With Combined Core			Less Core
					Patented*	Premium	Standard	
Maintained Switch Locks								
Low voltage	SPDT	3 o'clock	N/A	A1	391.00	391.00	374.00	272.00
Single switch	SPDT	2 o'clock	N/A	B1	350.00	350.00	333.00	231.00
Single switch	SPDT	12 o'clock	N/A	B2	350.00	350.00	333.00	231.00
Single switch	SPST	5 o'clock	12 o'clock	C2**	467.00	467.00	450.00	348.00
Toggle switch	DPST	2 o'clock	N/A	D2	430.00	430.00	413.00	311.00
Toggle switch	TPDT	3 o'clock	9 o'clock	E2	436.00	436.00	419.00	317.00
Toggle switch	SPDT	2 o'clock	12 o'clock	L2	475.00	475.00	458.00	356.00
Dual switch	2 SPDT	3 o'clock	N/A	J1	458.00	458.00	441.00	339.00
Dual switch	2 SPDT	12 o'clock	N/A	J2	513.00	513.00	496.00	394.00
Momentary Switch Locks								
Single switch	SPDT	2 o'clock	12 o'clock	B3	391.00	391.00	374.00	272.00
Dual switch	2 SPDT	2 o'clock	12 o'clock	J3	458.00	458.00	441.00	339.00
Toggle switch	DPDT	2 o'clock	10 o'clock	K4	458.00	458.00	441.00	339.00
Dual switch	2 SPDT	2 o'clock	10 o'clock	P4	430.00	430.00	413.00	311.00
Quad switch	4 SPDT	2 o'clock	10 o'clock	R4	451.00	451.00	434.00	332.00

*Patented pricing shown is for CORMAX patented keying system. Add \$20.00 for BEST Preferred patented keying.

**Supplied with OC1 box only (included in price).

***Key position 1 for all switch locks is 12 o'clock except for the C2 function which is at 7 o'clock and the L2 function which is at 10 o'clock position.
For all switch locks, the key is removable in the 12 o'clock position only.

Extra Cost Options*/Optional Boxes

Description	Code	Price
Satin finishes	606, 612, 613 etc.	7.20
Bright finishes	605, 611, 625 etc.	9.60
Interior box	INT	84.00
Standard octagon center mount	OC1	83.00
Deep octagon offset mount	OC2	137.00
Standard weather resistant box	SWR	428.00

Parts

Function Code	Replacement Switch #	Price
A1	S4A	72.00
B1, B2, B3, J1, J2, J3, P4, & R4	S4B	29.00
C2	S4C	126.00
D2	S4D	49.00
E2	S4E	110.00
K4	S4K	110.00
L2	S4L	96.00

45HW Series Electromechanical Mortise Locks

Electromechanical Locks

How To Order

Series	Core Housing	Function Code	Lever Style	Trim Style	Finish	Door Hand	Options
45HW	0** – Less Core Housing 7 – 7-pin housing, accepts all BEST cores	Electrically-locked*** DEL LEL NXEL TDEL TWEL WEL Electrically-unlocked**** DEU LEU NXEU TDEU TWEU WEU	Levers: 3 – Solid tube/return 12* – Solid tube/no return 14 – Curved/return 15 – Contour/angle return 16 – Curved/no return 17* – Gull wing Knobs: 4 – Round Decorative**** 50-91	H – 2-3/4" dia. R – 2-3/4" dia. S – 3-1/2" dia. J* – Wrought M* – Forged N* – Forged (concealed cylinder; N trim invalid on non-keyed and double keyed functions)	626 630 690 622 626AM* 630AM* Satin* 606 612 613 619 Bright* 605 611 625 629	RH RHR LH LHR	C* – Pre-Terminated Quick Connect Plug DS* – Door status monitor IDH* – Integrated Door Hardware LL* – Lead lined LS* – Latch status monitor RQE* – Request to exit Thick door* – Specify thickness 7/8*** – Flat lip strike VT* – Vandal Trim 12V – 12V Solenoid (24V is standard) TAC/I* – Tactile Lever Inside TAC/O* – Tactile lever Outside TAC/B* – Tactile Lever Both VIN* – Visual Indicator SH* – Security Head Screws

* Indicates extra cost, see below.

** Indicates cost deduction; see below.

*** Fail safe functions (EL) and fail secure functions (EU) include a Temperature Control Module (TCM) with the price of the lock.

**** Decorative levers are considered special order items that may have extended lead times. Consult factory for lead times. Available decorative levers: 50-53, 55, 60, 62-63, 65, 69, 75, 79-81, and 89.

† See BEST Hinges & Door Accessories price book for Wire Harness product

^ IDH option - gives both RQE and DS options in one

Function Description	Function Code	Patented*	Premium	Standard	Less Core
45HW Electromechanical:					
45HW Single key, latch, fail secure	DEU	2,259.00	2,259.00	2,242.00	2,140.00
45HW Single key, latch, fail safe	DEL	2,259.00	2,259.00	2,242.00	2,140.00
45HW Double key, latch, fail secure	WEU	2,459.00	2,459.00	2,425.00	2,221.00
45HW Double key, latch, fail safe	WEL	2,459.00	2,459.00	2,425.00	2,221.00
45HW Keyless, latch, fail secure	NXEU	N/A	N/A	N/A	2,059.00
45HW Keyless, latch, fail safe	NXEL	N/A	N/A	N/A	2,059.00
45HW Single key, deadbolt, fail secure	TDEU	2,301.00	2,301.00	2,284.00	2,182.00
45HW Single key, deadbolt, fail safe	TDEL	2,301.00	2,301.00	2,284.00	2,182.00
45HW Double key, deadbolt, fail secure	TWEU	2,501.00	2,501.00	2,467.00	2,263.00
45HW Double key, deadbolt, fail safe	TWEL	2,501.00	2,501.00	2,467.00	2,263.00
45HW Keyless, deadbolt, fail secure	LEU	N/A	N/A	N/A	2,101.00
45HW Keyless, deadbolt, fail safe	LEL	N/A	N/A	N/A	2,101.00

* Patented pricing shown is for CORMAX patented keying system. Add \$20.00 for BEST Preferred patented keying.

Extra Cost Options*	Option Code	Add-On
Satin finishes (per lock)	606, 612, 613, 619 etc.	50.00
Bright finishes (per lock)	605, 611, 625, etc.	89.00
UltraShield antimicrobial finish	626AM, 630AM	94.00
Wrought trim	J	22.00
Thick door	Specify thickness	127.00
Lead lined	LL	340.00
Forged trim	M, N	142.00
7/8" Lip-to-center strike	7/8 LTC	35.00
12, 17 Lever Design	12, 17	100.00
Vandal trim - 630 finish***	VT	218.00
Vandal trim - other finishes***	VT	169.00
Visual Indicator	VIN	67.00

**Not available on #17 levers.

***Available only with #14 and #15 levers.

Only #14 lever complies with California State Fire Marshall Code.

****gives both RQE and DS options in one

Extra Cost Options*	Option Code	Add-On
Request to exit	RQE	66.00
Integrated door hardware****	IDH	182.00
Latch status monitor	LS	133.00
Door status monitor	DS	182.00
Tactile both levers/knobs**	TAC/B	177.00
Tactile outside lever/knob**	TAC/O	94.00
Tactile inside lever/knob**	TAC/I	94.00
Decorative Lever Design	50 to 91	309.00
Security Head Screws	SH	35.00

**Cost Deductions	Option Code	Deduct
Less cylinder option (Deduct from complete price)	0	81.00

47HW Series High Security Electromechanical Mortise Locks

Electromechanical Locks

How To Order

Series	Core Housing	Function Code	Lever Style	Trim Style	Finish	Door Hand	Options
47HW	7 – 7-pin housing; accepts all BEST cores	DEL 14 H	626	RH			
Series	Core Housing	Function Code	Lever Style	Trim Style	Finish	Door Hand	Options
47HW	7 – 7-pin housing; accepts all BEST cores	Electrically-locked*** DEL TDEL TWEL WEL Electrically-unlocked*** DEU TDEU TWEU WEU	Levers: 3 – Solid tube/return 12* – Solid tube/no return 14 – Curved/return 15 – Contour/angle return 16 – Curved/no return 17* – Gull wing Knobs: 4 – Round Decorative**** 50-91	M – forged H***** – 2-3/4" dia. R***** – 2-3/4" dia. S***** – 3-1/2" dia.	626 630 626AM* 630AM*	RH RHR LH LHR	C* – Pre-Terminated Quick Connect Plug DS* – Door status monitor IDH* – Integrated Door Hardware LS* – Latch status monitor ROE* – Request to exit Thick door* – [Specify thickness] 7/8** – Flat lip strike VT* – Vandal Trim 12V – 12V Solenoid (24V is standard) K – Non-UL Cylinder TAC/I* – Tactile Lever Inside TAC/O* – Tactile lever Outside TAC/B* – Tactile Lever Both LL* – Lead Lined

* Indicates extra cost, see below.

** Indicates cost deduction, see below.

*** Fail safe functions (EL) and fail secure functions (EU) include a Temperature Control Module (TCM) with the price of the lock.

**** Decorative levers are considered special order items that may have extended lead times. Consult factory for lead times. Available decorative levers: 50-53, 55, 60, 62-63, 65, 69, 75, 79-81, and 89.

***** To maintain the UL437 standard for high security locks, order only M trim. Using H, R or S trim does not meet the UL437 standard.

+ See BEST Hinges & Door Accessories price book for Wire Harness product

Function Description	Function Code	Complete With Combined Core			Less Core
		Patented*	Premium	Standard	
47HW Electromechanical:					
47HW Single key, latch, fail secure	DEU	2,130.00	N/A	2,129.00	NOTE: 47HW Series must be keyed at the factory unless the K Option is ordered
47HW Single key, latch, fail safe	DEL	2,130.00	N/A	2,129.00	
47HW Double key, latch, fail secure	WEU	2,424.00	N/A	2,422.00	
47HW Double key, latch, fail safe	WEL	2,424.00	N/A	2,422.00	
47HW Single key, deadbolt, fail secure	TDEU	2,170.00	N/A	2,169.00	
47HW Single key, deadbolt, fail safe	TDEL	2,170.00	N/A	2,169.00	
47HW Double key, deadbolt, fail secure	TWEU	2,450.00	N/A	2,448.00	
47HW Double key, deadbolt, fail safe	TWEL	2,450.00	N/A	2,448.00	

* Patented pricing shown is for CORMAX patented keying system. Add \$20.00 for BEST Preferred patented keying.

Extra Cost Options*		Add-On
Thick door	Specify thickness	127.00
7/8" Lip-to-center strike	7/8 LTC	35.00
12, 17 Lever Design	12, 17	100.00
UltraShield antimicrobial finish	626AM, 630AM	94.00
Decorative Lever Design	50-91	309.00
Vandal trim - 630 finish***	VT	218.00
Vandal trim - other finishes***	VT	169.00
Request to exit	ROE	66.00
Integrated door hardware	IDH	182.00
Latch status monitor	LS	133.00
Door status monitor	DS	182.00
Lead Lined	LL	340.00

*** Available only with #14 and #15 levers.

Only #14 lever complies with California State Fire Marshall Code.

Extra Cost Options*	Option Code	Add-On
Tactile both levers/knobs**	TAC/B	177.00
Tactile outside lever/knob**	TAC/O	94.00
Tactile inside lever/knob**	TAC/I	94.00

Security Head Screws provided stanadard on 47HW.

**Not available on #17 levers.

ATTENTION: Locksets that secure both sides of the door (eg, WEL & WEU) are controlled by building codes and the Life Safety Code. Delay in unlocking for rapid emergency exit could be hazardous or even fatal.

8KW/9KW Series Electromechanical Cylindrical Locks

Electromechanical Locks

How To Order

8KW	3	7	DEL	4	C	STK	626	
Series	Backset	Core Housing	Function Code	Knob Style	Rose Style	Strike Package	Finish	Options
8KW	3 – 2-3/4" 4* – 3-3/4" 5* – 5"	7 – 7-pin housing; accepts all BEST cores	DEL** – Electrically locked DEU** – Electrically unlocked	4 – Round 6 – Tulip	C – 3" convex D – 3-1/2" convex K – 3" convex L – 3-1/2" convex	STK – Standard S3 – ANSI	626 690 626AM* Satin* 606 612 613 619 622 Bright* 605 611 625	BRK – Break-away (keyed only) C* – Pre-Terminated Quick Connect Plug LL* – Lead lined SH* – Security head screws 3/4* – 3/4" throw RQE* – Request to Exit Thin Door* – 1-3/8" TAC/I* – Tactile Lever Inside TAC/O* – Tactile lever Outside TAC/B* – Tactile Lever Both 12V – Specify 12V System: Standard voltage is 24V

* Indicates extra cost, see below.

** Fail safe functions (EL) and fail secure functions (EU) include a Temperature Control Module (TCM) with the price of the lock.

+ See BEST Hinges & Door Accessories price book for Wire Harness product

9KW	3	7	DEL	15	C	S3	626	
Series	Backset	Core Housing	Function Code	Lever Style	Rose Style	Strike Package	Finish	Options
9KW	3 – 2-3/4" 4* – 3-3/4" 5* – 5"	0*** – Non- IC and LFIC competitive cylinder (less core) 6** – 6 pin Non-IC Cylinder 7 – 7-pin Housing; accepts all BEST cores	DEL – Electrically locked**** DEU – Electrically unlocked****	14 – Curved with return 15 – Contour with angle return 16 – Curved with no return	C – 3" convex D – 3-1/2" convex K – 3" convex no ring L – 3-1/2" convex no ring	STK – Standard S3 – ANSI S3 7/8* – 7/8 Lip to Center strike LS – Less Strike S3B* – ANSI (Stike w/ Plastic Box) S3B 7/8* – ANSI (Stike w/ Plastic Box)	626 690 626AM* Satin* 606 612 613 619 622 Bright* 605 611 625	3/4* – 3/4" throw latch ATB – 2-3/4" Through bolt Prep ATB2 – 2-5/8" Through bolt prep C* – Pre-Terminated Quick Connect Plug LL* – Lead lined SH* – Security head screws LM – Lost motion RQE* – Request to Exit Thin Door* – 1-3/8" AL/O* – Abrasive Lever Outside AL/I* – Abrasive Lever Inside AL/B* – Abrasive Lever Both TL/O* – Tactile Lever Outside TL/I* – Tactile Lever Inside TL/B* – Tactile Lever Both FRL – Full Radius Latch OB** – Non-IC zero-bitted KA** – Non-IC keyed alike KD** – Non-IC keyed different COR*** – Non-IC Corbin-Russwin MED*** – Non-IC Medeco SAR*** – Non-IC Sargent SCH*** – Non-IC Schlage YAL*** – Non-IC Yale SARRC*** – LFIC Sargent CORRC*** – LFIC Corbin YALRC*** – LFIC Yale SCHRC*** – LFIC Schlage (14 & 15 lever only) 12V – Specify 12V System: Standard voltage is 24V

* Indicates extra cost option.

** Six-pin cylinder in Schlage "C" keyway included with OB, KA, and KD options. Must specify "6" for core housing.

*** Cylinder not included with COR, MED, SAR, SCH, YAL, CORRC, YALRC, SARRC, or SCHRC options. Must specify "0" for core housing.

**** Fail safe functions (EL) and fail secure functions (EU) include a Temperature Control Module (TCM) with the price of the lock.

8KW/9KW Series Electromechanical Cylindrical Locks (cont.)

Electromechanical Locks

Function Description	Function Code	Complete With Combined Core			Less Core	6-pin non-IC Cylinder OB, KA, KD
		Patented*	Premium	Standard		
Electromechanical:						
8KW Elect. locked / unlocked	DEL, DEU	1,729.00	1,729.00	1,712.00	1,610.00	N/A
9KW Elect. locked / unlocked	DEL, DEU	1,547.00	1,547.00	1,530.00	1,428.00	1,508.00

*Patented pricing shown is for CORMAX patented keying system. Add \$20.00 for BEST Preferred patented keying.

Extra Cost Options*	Option Code	Add-On
Satin finishes (per lock)	606, 612, 613, etc.	32.00
Bright finishes (per lock)	605, 611, 625, 629, etc.	66.00
UltraShield antimicrobial finish	626AM	90.00
Thin door 1-3/8"	1-3/8"	120.00
3/4" throw latch	3/4	50.00
Special backsets	84K / 85K / 94K / 95K	34.00
Lead lined	LL	334.00
Security head screws	SH	35.00
Tactile knob both sides	TAC/B	126.00
Tactile knob outside	TAC/O	66.00
Tactile knob inside	TAC/I	66.00
Abrasive lever both sides	AL/B	66.00
Abrasive lever outside	AL/O	35.00
Abrasive lever inside	AL/I	35.00
Tactile lever both sides	TL/B	126.00
Full radius latch	FRL	34.00
Tactile lever outside	TL/O	66.00
Tactile lever inside	TL/I	66.00
7/8" Lip-to-center strike	S3 7/8	35.00
Strike with plastic box	S3B or S3B 7/8	3.50
Request to exit	ROE	247.00

NOTE: These options do not come with a cylinder. The lock is just prepped for cylinders of these other manufacturers and comes with a throw member for that manufacturer's cylinder.

Extra Cost Options*	Option Code	Add-On
Non-IC Corbin-Russwin (single keyed)	COR	10.00
Non-IC Corbin-Russwin (double keyed)	COR	26.00
Non-IC Medeco (single keyed)	MED	10.00
Non-IC Medeco (double keyed)	MED	26.00
Non-IC Sargent (single keyed)	SAR	10.00
Non-IC Sargent (double keyed)	SAR	26.00
Non-IC Schlage (single keyed)	SCH	10.00
Non-IC Schlage (double keyed)	SCH	26.00
Non-IC Yale (single keyed)	YAL	10.00
Non-IC Yale (double keyed)	YAL	26.00

NOTE: These options do not come with a cylinder. The lock is just prepped for cylinders of these other manufacturers and comes with a throw member for that manufacturer's cylinder.

Parts Description	Part Number	Price
2-3/4" deadlocking latch	8KL3	119.00
3-3/4" deadlocking latch	8KL4	148.00
5" deadlocking latch	8KL5	148.00
Standard strike package	8KS2	13.00
ANSI strike package	8KS3	38.00
8KW Throw member 6-pin / 7-pin	B92506	4.10
9KW Throw member 6-pin / 7-pin	B92505	4.10
Breakaway knob driver	B54856	14.00

Electromechanical Lock Accessories

Description	Catalog Number	Price
Transformer	8W599	242.00
AC to DC converter	8WCON	98.00
Narrow plate (push button)	8WBU-I-N	165.00
Standard plate (push button)	8WBU-I-A	165.00
Universal temperature control module	8WTCM	264.00

45HZ Keypad EZ Mortise Locks

How To Order

Series	Core Housing	Function Code	Lever Style	Trim Style	Finish	Door Hand	Options
45HZ	7	TV	15	KP	626	RH	
45HZ	0** – Less Core Housing 7 – 7-pin housing; accepts all BEST cores	DV – Latch with key TV – Deadbolt with key NV – Latch without key LV – Deadbolt without key	Levers: 3 – Solid tube/return 12* – Solid tube/no return 14 – Curved/return 15 – Contour/angle return 16 – Curved/no return 17* – Gull wing 4 – Round Knob Decorative* 50–91	KP – Keypad KG – Keypad with inside trim passage toggle button	626 690 626AM* – Antimicrobial Satin* 606 612 613 619 622 Bright* 605 611 618 625	RH RHRB LH LHRB	8CE* – 8-cell battery holder assy with batteries 4SW – 4-cell shrink wrap battery P2*** – Phillips head screws Thick Door* – Specify thickness 7/8** – Flat lip strike TAC/I* – Tactile Lever Inside TAC/O* – Tactile lever Outside TAC/B* – Tactile Lever Both WS – Windstorm Label (Florida Building Code)

* Indicates extra cost, see below.

** Fail safe functions (EL) and fail secure functions (EU) include a Temperature Control Module (TCM) with the price of the lock.

+ See BEST Hinges & Door Accessories price book for Wire Harness product

Description	Function Code	Complete With Combined Core			Less Core
		Patented*	Premium	Standard	
Keypad EZ Mortise Locks:					
45HZ - Single Keyed Latch	DV	1,995.00	1,995.00	1,978.00	1,876.00
45HZ - Single Keyed Deadbolt	TV	2,036.00	2,036.00	2,019.00	1,917.00
45HZ - Non-keyed Latch	NV	N/A	N/A	N/A	1,795.00
45HZ - Non-keyed Deadbolt	LV	N/A	N/A	N/A	1,836.00

* Patented pricing shown is for CORMAX patented keying system. Add \$20.00 for BEST Preferred patented keying.

Extra Cost Options*	Option Code	Add-On
Satin finishes (per lock)	606, 612, 613, 619 etc.	89.00
Bright finishes (per lock)	605, 611, 625, etc.	171.00
UltraShield antimicrobial finish	626AM	187.00
Thick door	Specify thickness	127.00
Tactile both levers/knobs**	TAC/B	177.00
Tactile outside lever/knob**	TAC/O	94.00
Tactile inside lever/knob**	TAC/I	94.00
7/8" Lip-to-center strike	7/8 LTC	35.00
12, 17 Lever Design	12, 17	100.00
Decorative Lever Design	50-91	309.00
Extended Life Battery	8CE	102.00

** Not available on #17 levers.

**Cost Deductions	Option Code	Deduct
Less cylinder option (Deduct from complete price)	0	81.00

9KZ Keypad EZ Cylindrical Locks

Electromechanical Locks

How To Order

9KZ	3	7	DV	15	KP	STK	626		
Series	Backset	Core Housing	Function Code	Lever Style	Trim Style	Strike Package	Finish	Options	
9KZ	3 – 2-3/4"	0*** – Non-IC and LFIC competitive cylinder (less core) 6** – 6 pin non-IC cylinder 7 – 7-pin housing; accepts all BEST cores	DV – With Key	14 – Curved with return	KP – Keypad KG – Keypad with inside trim passage toggle button	STK – Standard S3 – ANSI S3 – 7/8" Lip to Center Strike S3B* – ANSI (Strike w/ Plastic Box) S3B 7/8* – ANSI (Strike w/ Plastic Box)	626 690 626AM* Satin* 606 612 613 619 622 Bright* 605 611 618 625	8CE* – 8 cell battery holder assy with batteries 4SW – 4 cell shrink wrap battery P2**** – Phillips head screws LM – Lost motion 3/4* – 3/4" throw latch FRL – Full Radius Latch OB* – non-IC zero-bitted KA* – non-IC keyed alike KD* – non-IC keyed different COR*** – Non IC Corbin–Russwin MED*** – Non IC Medeco SAR*** – Non IC Sargent SCH*** – Non IC Schlage YAL*** – Non IC Yale SARRC*** – LFIC Sargent CORRC*** – LFIC Corbin YALRC*** – LFIC Yale SCHRC*** – LFIC Schlage AL/O* – Abrasive Lever Outside AL/I* – Abrasive Lever Inside AL/B* – Abrasive Lever Both TL/O* – Tactile Lever Outside TL/I* – Tactile Lever Inside TL/B* – Tactile Lever Both WS – Windstorm Label (Florida Building Code)	
	4* – 3-3/4"			15 – Contour angle return					

* Indicates extra cost option.

** Six-pin cylinder in Schlage "C" keyway included with OB, KA, and KD options. Must specify "6" for core housing.

*** Cylinder not included with COR, MED, SAR, SCH, YAL, or SCHRC options. Must specify "0" for core housing.

**** T15 Torx security screws are supplied standard.

Function Description	Function Code	Complete With Combined Core			Less Core	6-pin non-IC Cylinder OB, KA, KD
		Patented*	Premium	Standard		
Keypad EZ Cylindrical Lock:						
9KZ - Single keyed lock	DV	1,711.00	1,711.00	1,694.00	1,592.00	1,672.00

*Patented pricing shown is for CORMAX patented keying system. Add \$20.00 for BEST Preferred patented keying.

Extra Cost Options*	Option Code	Add-On
Satin finishes (per lock)	606, 612, 613, etc.	89.00
Bright finishes (per lock)	605, 625, 629, etc.	171.00
UltraShield antimicrobial finish	626AM	187.00
3/4" throw latch	3/4	50.00
Special backsets	94KZ / 95KZ	34.00
Abrasive lever both sides	AL/B	66.00
Abrasive lever outside	AL/O	35.00
Abrasive lever inside	AL/I	35.00
Tactile lever both sides	TL/B	126.00
Tactile lever outside	TL/O	66.00
Tactile lever inside	TL/I	66.00
Full radius latch	FRL	34.00
7/8" Lip-to-center strike	S3 7/8	35.00
Strike with plastic box	S3B or S3B 7/8	3.50
Extended Life Battery	8CE	102.00

Extra Cost Options*	Option Code	Add-On
Non-IC Corbin–Russwin (single keyed)	COR	10.00
Non-IC Medeco (single keyed)	MED	10.00
Non-IC Sargent (single keyed)	SAR	10.00
Non-IC Schlage (single keyed)	SCH	10.00
Non-IC Yale (single keyed)	YAL	10.00

NOTE: These options do not come with a cylinder. The lock is just prepped for cylinders of these other manufacturers and comes with a throw member for that manufacturer's cylinder.

Part Description	Part Number	Price
2-3/4" deadlocking latch	8KL3	119.00
3-3/4" deadlocking latch	8KL4	148.00
5" deadlocking latch	8KL5	148.00
Standard strike package	8KS2	13.00
ANSI strike package	8KS3	38.00
Throw member 6-pin / 7-pin	B92505	4.10

EXZ Keypad EZ Exit Trim

How To Order

Series	Core Housing	Function Code	Lever Style	Trim Style	Finish	Door Hand	Manf.	Locking Type	Options
EXZ	0 – Less Core Housing 7 – 7-pin housing; accepts all BEST cores	EV – With key** NV – Without key	14 – Curved w/ return 15 – Contour w/ angle return	KP – Key Pad	626 690 626AM* Satin* 606 613	RHR LHR	VD9** – Von Duprin 98/99 series PH2 – Precision Hardware 2000 series SA8 – Sargent 8000 Series***	RM – Rim MO – Mortise RD – Surface and concealed vertical rods	SH* – Security head screws

*Indicates extra cost option; see below.

**The EV function (key override) is not available on the Von Duprin Mortise type.

***SA8 Only available with Rim Type device. SA8 does not work with EV function (Key Override).

Function Description	Function Code	Complete With Combined Core			Less Core
		Patented*	Premium	Standard	
Keypad EZ Exit Trim Locks:					
EXZ - Exit Trim - single keyed	EV	2,607.00	2,607.00	2,590.00	2,488.00
EXZ - Exit Trim - non keyed	NV	N/A	N/A	N/A	2,407.00

*Patented pricing shown is for CORMAX patented keying system. Add \$20.00 for BEST Preferred patented keying.

Extra Cost Options*	Option Code	Add-On
Satin finishes (per lock)	606, 613, etc.	89.00
UltraShield antimicrobial finish	626AM	187.00
Security head screws	SH	35.00

45HG Offline G Series Mortise Locks

Electromechanical Locks

How To Order

Series	Core Housing	Function Code	Lever Style	Trim Style	Finish	Door Hand	Options
45HG	7	TV	14	MS	626	RH	
45HG	0** – Less Core Housing 7 – 7-pin housing; accepts all BEST cores	DV – Latch w/key TV – Deadbolt w/key LV – Deadbolt w/o key NV – Latch w/o key	Levers: 3 – Solid tube/return 12* – Solid tube/no return 14 – Curved/return 15 – Contour/angle return 16 – Curved/no return 17* – Gull wing Knobs: 4 – Round Decorative* 50–91	MS**** – Magnetic stripe DV**** – Dual validation (magstripe and keypad) DVA**** – Other cylinder MSA**** – Other cylinder	626 690 626AM* Satin* 606 612 613 619 Bright* 605 611 625	RH RHR LH LHR	8CE* – 8 cell battery holder assy with batteries 4SW – 4 cell shrink wrap battery P2**** – Phillips head screws KOS* – Key override sensor Thick Door* – Specify thickness 7/8*** – Flat lip strike TAC/I* – Tactile Lever Inside TAC/O* – Tactile lever Outside TAC/B* – Tactile Lever Both TRK1**** – Track 1 TRK2**** – Track 2 TRK3**** – Track 3 WS – Windstorm Label (Florida Building Code)

*Indicates extra cost option.

**Indicates cost deduction.

***T15 Torx security screws are supplied standard.

****Must specify track number.

Function Description	Function Code	Complete With Combined Core			Less Core
		Patented*	Premium	Standard	
Magnetic Stripe Reader:					
45HG - Single Keyed Latch	DV	2,429.00	2,429.00	2,412.00	2,310.00
45HG - Single Keyed Deadbolt	TV	2,475.00	2,475.00	2,458.00	2,356.00
45HG - Non-keyed Latch	NV	N/A	N/A	N/A	2,229.00
45HG - Non-keyed Deadbolt	LV	N/A	N/A	N/A	2,275.00
Mag Stripe/Keypad Dual Validation Reader:					
45HG - Single Keyed Latch	DV	2,726.00	2,726.00	2,709.00	2,607.00
45HG - Single Keyed Deadbolt	TV	2,780.00	2,780.00	2,763.00	2,661.00
45HG - Non-keyed Latch	NV	N/A	N/A	N/A	2,526.00
45HG - Non-keyed Deadbolt	LV	N/A	N/A	N/A	2,580.00

*Patented pricing shown is for CDRMAX patented keying system. Add \$20.00 for BEST Preferred patented keying.

Extra Cost Options*	Option Code	Add-On
Satin finishes (per lock)	606, 612, 613, 619 etc.	89.00
Bright finishes (per lock)	605, 611, 625, etc.	171.00
UltraShield antimicrobial finish	626AM	187.00
Thick door	Specify thickness	127.00
Tactile both levers/knobs**	TAC/B	177.00
Tactile outside lever/knob**	TAC/O	94.00
Tactile inside lever/knob**	TAC/I	94.00
7/8" Lip-to-center strike	7/8 LTC	35.00
12, 17 Lever Design	12, 17	100.00
Decorative Lever Design	50-91	309.00
Extended Life Battery	8CE	102.00
Key Override Sensor	KOS	56.00

**Not available on #17 levers.

**Cost Deductions	Option Code	Deduct
Less cylinder option (Deduct from complete price)	0	81.00

9KG Offline G Series Cylindrical Locks

Electromechanical Locks

How To Order

9KG	3	7	DV	14	MS	STK	626	
Series	Backset	Core Housing	Function Code	Lever Style	Rose Style	Strike Package	Finish	Options
9KG	3 – 2-3/4" 4* – 3-3/4" 5* – 5"	0*** – Non-IC and LFIC competitive cylinder (less core) 6** – 6 pin non-IC cylinder 7 – 7-pin housing; accepts all BEST cores	DV – with key	4 – Round knob 14 – Curved with return 15 – Contour with angle return 16 – Curved without return	MS***** – Magnetic stripe DV***** – Dual validation (magstripe and keypad)	STK – Standard S3 – ANSI S3 – 7/8" Lip to Center Strike S3B* – ANSI (Strike w/ Plastic Box) S3B 7/8* – ANSI (Strike w/ Plastic Box)	626 690 626AM* Satin* 606 612 Bright* 605 625	8CE* – 8 cell battery holder assy with batteries 4SW – 4 cell shrink wrap battery P2***** – Phillips head screws FM – Free Motion 3/4* – 3/4" throw latch OB** – non-IC zero-bitted KA** – non-IC keyed alike KD** – non-IC keyed different COR*** – Non IC Corbin-Russwin MED*** – Non IC Medeco SAR*** – Non IC Sargent SCH*** – Non IC Schlage YAL*** – Non IC Yale SARRC*** – LFIC Sargent CORRC*** – LFIC Corbin YALRC*** – LFIC Yale SCHRC*** – LFIC Schlage AL/O* – Abrasive Lever Outside AL/I* – Abrasive Lever Inside AL/B* – Abrasive Lever Both TL/O* – Tactile Lever Outside TL/I* – Tactile Lever Inside TL/B* – Tactile Lever Both FRL – Full Radius Latch TRK1***** – Track 1 TRK2***** – Track 2 TRK3***** – Track 3 WS – Windstorm Label (Florida Building Code)

* Indicates extra cost option.
 ** Six-pin cylinder in Schlage "C" keyway included with OB, KA, KD options. Must specify "6" for core housing.
 *** Cylinder not included with COR, MED, SAR, SCH, YAL, CORRC, YALRC, SARRC, or SCHRC options. Must specify "0" for core housing.
 **** T15 Torx security screws are supplied standard.
 ***** Must specify track number.

Function Description	Function Code	Complete with combined core			Less Core	6-pin non-IC Cylinder OB, KA, KD
		Patented*	Premium	Standard		
Magnetic Stripe Reader:						
9KG - Single keyed lock	DV	2,212.00	2,212.00	2,195.00	2,093.00	2,173.00
Mag Stripe/Keypad Dual Validation Reader:						
9KG - Single keyed lock	DV	2,527.00	2,527.00	2,510.00	2,408.00	2,488.00

*Patented pricing shown is for CORMAX patented keying system. Add \$20.00 for BEST Preferred patented keying.

Extra Cost Options*	Option Code	Add-On
Satin finishes (per lock)	606, 612, 613, etc.	89.00
Bright finishes (per lock)	605, 625, 629, etc.	171.00
UltraShield antimicrobial finish	626AM	187.00
3/4" throw latch	3/4	50.00
Special backsets	94KG / 95KG	34.00
Abrasive lever both sides	AL/B	66.00
Abrasive lever outside	AL/O	35.00
Abrasive lever inside	AL/I	35.00
Tactile lever both sides	TL/B	126.00
Tactile lever outside	TL/O	66.00
Tactile lever inside	TL/I	66.00
Full radius latch	FRL	34.00
7/8" Lip-to-center strike	S3 7/8	35.00
Strike with plastic box	S3B or S3B 7/8	3.50
Extended Life Battery	8CE	102.00

Extra Cost Options*	Option Code	Add-On
Non-IC Corbin-Russwin (single keyed)	COR	10.00
Non-IC Medeco (single keyed)	MED	10.00
Non-IC Sargent (single keyed)	SAR	10.00
Non-IC Schlage (single keyed)	SCH	10.00
Non-IC Yale (single keyed)	YAL	10.00

NOTE: These options do not come with a cylinder. The lock is just prepped for cylinders of these other manufacturers and comes with a throw member for that manufacturer's cylinder.

Part Description	Part Number	Part Price
2-3/4" deadlocking latch	8KL3	119.00
3-3/4" deadlocking latch	8KL4	148.00
5" deadlocking latch	8KL5	148.00
Standard strike package	8KS2	13.00
ANSI strike package	8KS3	38.00
Throw member 6-pin / 7-pin	B92505	4.10

EXG Offline G Series Exit Trim

How To Order

Series	Core Housing	Function Code	Lever Style	Trim Style	Finish	Door Hand	Manf.	Locking Type	Options
EXG	0 – Less Core Housing 7 – 7-pin housing, accepts all BEST cores	EV – With key** NV – Without key	14 – Curved w/ return 15 – Contour w/ angle return	MS**** – Magnetic stripe DV**** – Dual validation (magstripe and keypad)	626 690 626AM* Satin* 606 613	RHR LHR	VD9** – Von Duprin 98/99 series PH2 – Precision Hardware 2000 series SA8 – Sargent 8000 Series***	RM – Rim*** MO – Mortise RD – Surface and concealed vertical rods	SH* – Security head screws TRK1**** – Track 1 TRK2**** – Track 2 TRK3**** – Track 3

*Indicates extra cost option; see below.

**The EV function (key override) is not available on the Von Duprin Mortise type.

***SA8 Only available with Rim Type device. SA8 does not work with EV function (Key Override).

****Must specify track number.

Function Description	Function Code	Complete With Core			Less Core List Price
		Patented*	Premium	Standard	
Magnetic Stripe Reader:					
EXG - Exit Trim - single keyed	EV	2,960.00	2,960.00	2,943.00	2,841.00
EXG - Exit Trim - non keyed	NV	N/A	N/A	N/A	2,760.00
Mag Stripe/Keypad Dual Validation Reader:					
EXG - Exit Trim - single keyed	EV	3,272.00	3,272.00	3,255.00	3,153.00
EXG - Exit Trim - non keyed	NV	N/A	N/A	N/A	3,072.00

Extra Cost Options*	Option Code	Add-On
Satin finishes (per lock)	606,613, etc.	89.00
UltraShield antimicrobial finish	626AM	187.00
Security head screws	SH	35.00

*Patented pricing shown is for CORMAX patented keying system. Add \$20.00 for BEST Preferred patented keying.

45HBV Offline V Series Mortise Locks

Electromechanical Locks

How To Order

Series	Core Housing	Function Code	Lever Style	Trim Style	Finish	Door Hand	Options
45HBV	7	TV	14	MS	626	RH	
45HBV	0** – Less Core Housing 7 – 7-pin housing; accepts all BEST cores	DV – Latch w/key TV – Deadbolt w/key LV – Deadbolt w/o key NV – Latch w/o key	Levers: 3 – Solid tube/return 12* – Solid tube/no return 14 – Curved/return 15 – Contour/angle return 16 – Curved/no return 17* – Gull wing Knobs: 4 – Round Decorative* 50 –91	MS**** – Magnetic stripe DV**** – Dual validation (magstripe and keypad) DVA**** – Dual Validation Adaptation PH – Proximity HID® PHA – Prox HID® Adaptation MSA**** – Magstripe Adaptation PKP – Proximity+Keypad PKPA – Proximity+Keypad adaptation SE – iCLASS SEA – iCLASS smartcard adaptation PSEBH – Proximity + SE + HID BLE PSEBHA – Proximity + SE + HID BLE Adaptation	626 630 690 626AM* 630AM* Satin* 606 612 613 619 Bright* 605 611 625 629	RH RHR LH LHR	8CE* – 8 cell battery holder assy with batteries 4SW – 4 cell shrink wrap battery P2*** – Phillips head screws KOS* – Key override sensor Thick Door* – Specify thickness 7/8** – Flat lip strike TAC/I* – Tactile Lever Inside TAC/O* – Tactile lever Outside TAC/B* – Tactile Lever Both TRK1**** – Track 1 TRK2**** – Track 2 TRK3**** – Track 3 MWIE – Motorola 26 bit Wiegand H26B – HID 26 bit Wiegand H37B – HID 37 bit Wiegand WS – Windstorm Label (Florida Building Code)

*Indicates extra cost option.
 **Indicates cost deduction.
 ***T15 Torx security screws are supplied standard.
 ****Must specify track number.

Function Description	FunctionCode	Complete With Combined Core			Less Core
		Patented	Premium	Standard	
Magnetic Stripe Reader:					
45HBV - Single Keyed Latch	DV	2,805.00	2,805.00	2,788.00	2,686.00
45HBV - Single Keyed Deadbolt	TV	2,835.00	2,835.00	2,818.00	2,716.00
45HBV - Non-keyed Latch	NV	N/A	N/A	N/A	2,609.00
45HBV - Non-keyed Deadbolt	LV	N/A	N/A	N/A	2,638.00
Mag Stripe/Keypad Dual Validation Reader:					
45HBV - Single Keyed Latch	DV	3,102.00	3,102.00	3,085.00	2,983.00
45HBV - Single Keyed Deadbolt	TV	3,104.00	3,104.00	3,087.00	2,985.00
45HBV - Non-keyed Latch	NV	N/A	N/A	N/A	2,905.00
45HBV - Non-keyed Deadbolt	LV	N/A	N/A	N/A	2,908.00
HID Proximity Reader:					
45HBV - Single Keyed Latch	DV	3,773.00	3,773.00	3,756.00	3,654.00
45HBV - Single Keyed Deadbolt	TV	3,808.00	3,808.00	3,791.00	3,689.00
45HBV - Non-keyed Latch	NV	N/A	N/A	N/A	3,577.00
45HBV - Non-keyed Deadbolt	LV	N/A	N/A	N/A	3,612.00
PKP - Proximity + Keypad Reader:					
45HBV - Single Keyed Latch	DV	2,547.00	2,547.00	2,530.00	2,428.00
45HBV - Single Keyed Deadbolt	TV	2,567.00	2,567.00	2,550.00	2,448.00
45HBV - Non-keyed Latch	NV	N/A	N/A	N/A	2,357.00
45HBV - Non-keyed Deadbolt	LV	N/A	N/A	N/A	2,377.00
SE - HID® iCLASS® Smart Card Reader:					
45HBV - Single Keyed Latch	DV	2,705.00	2,705.00	2,688.00	2,586.00
45HBV - Single Keyed Deadbolt	TV	2,707.00	2,707.00	2,690.00	2,588.00
45HBV - Non-keyed Latch	NV	N/A	N/A	N/A	2,515.00
45HBV - Non-keyed Deadbolt	LV	N/A	N/A	N/A	2,517.00
PSEBH - Proximity + SE + HID BLE					
45HBV - Single Keyed Latch	DV	3,889.00	3,889.00	3,872.00	3,770.00
45HBV - Single Keyed Deadbolt	TV	3,891.00	3,891.00	3,874.00	3,772.00
45HBV - Non-keyed Latch	NV	N/A	N/A	N/A	3,678.00
45HBV - Non-keyed Deadbolt	LV	N/A	N/A	N/A	3,680.00

*Patented pricing shown is for CORMAX patented keying system. Add \$20.00 for BEST Preferred patented keying.

45HBV Offline V Series Mortise Locks (continued)

Electromechanical Locks

Extra Cost Options*	Option Code	Add-on
Satin finishes (per lock)	606, 612, 613, 619 etc.	89.00
Bright finishes (per lock)	605, 611, 625, etc.	171.00
UltraShield antimicrobial finish	626AM, 630AM	187.00
Thick door	Specify thickness	127.00
Tactile both levers/knobs**	TAC/B	177.00
Tactile outside lever/knob**	TAC/O	94.00
Tactile inside lever/knob**	TAC/I	94.00
Security head screws	SH	35.00
7/8" Lip-to-center strike	7/8 LTC	35.00
12, 17 Lever Design	12, 17	100.00
Decorative Lever Design	50-91	309.00
Extended Life Battery	8CE	102.00
Key Override Sensor	KOS	56.00

*Not available on #17 levers.

**Cost Deductions	Option Code	Deduct
Less cylinder option (Deduct from complete price)	0	81.00

*Patented pricing shown is for CORMAX patented keying system. Add \$20.00 for BEST Preferred patented keying.

9KBV Offline V Series Cylindrical Locks

How To Order

Series	Backset	Core Housing	Function Code	Lever Style	Rose Style	Strike Package	Finish	Options
9KBV	3: 2-3/4" 4*: 3-3/4" 5*: 5"	0*** – Non-IC and LFIC competitive cylinder (less core) 6** – 6 pin non-IC cylinder 7 – 7-pin housing; accepts all BEST cores	DV – with key	4 – Round knob 14 – Curved with return 15 – Contour with angle return 16 – Curved without return	MS***** – Magnetic stripe DV***** – Dual validation (magstripe and keypad) PH – Proximity HID® PKP – Proximity+Keypad SE – iCLASS PSEBH – Proximity + SE + HID BLE	STK – Standard S3 – ANSI S3 7/8* – Lip to center strike S3B* – ANSI (Strike w/ Plastic Box) S3B 7/8* – ANSI (Strike w/ Plastic Box)	626 690 626AM* Satin* 606 612 Bright* 605 625	8CE* – 8 cell battery holder assy with batteries 4SW – 4 cell shrink wrap battery P2**** – Phillips head screws FM – Free Motion 3/4* – 3/4" throw latch OB** – non-IC zero-bitted KA** – non-IC keyed alike KD** – non-IC keyed different COR*** – Non IC Corbin-Russwin MED*** – Non IC Medeco SAR*** – Non IC Sargent SCH*** – Non IC Schlage YAL*** – Non IC Yale SARRC*** – LFIC Sargent CORRC*** – LFIC Corbin YALRC*** – LFIC Yale SCHRC*** – LFIC Schlage AL/O* – Abrasive Lever Outside AL/I* – Abrasive Lever Inside AL/B* – Abrasive Lever Both TL/O* – Tactile Lever Outside TL/I* – Tactile Lever Inside TL/B* – Tactile Lever Both FRL – Full Radius Latch TRK1***** – Track 1 TRK2***** – Track 2 TRK3***** – Track 3 MWIE – Motorola 26 bit Wiegand H26B – HID 26 bit Wiegand H37B – HID 37 bit Wiegand WS – Windstorm Label (Florida Building Code)

* Indicates extra cost option.

** Six-pin cylinder in Schlage "C" keyway included with OB, KA, KD options. Must specify "6" for core housing.

*** Cylinder not included with COR, MED, SAR, SCH, YAL, or SCHRC options. Must specify "0" for core housing.

**** T15 Torx security screws are supplied standard.

***** Must specify track number.

9KBV Offline V Series Cylindrical Locks (continued)

Electromechanical Locks

Description	Function Code	Complete With Combined Core			Less Core	6-pin non-IC Cylinder 0B, KA, KD
		Patented*	Premium	Standard		
Magnetic Stripe Reader:						
9KBV - Single keyed lock	DV	2,553.00	2,553.00	2,536.00	2,434.00	2,514.00
Mag Stripe/Keypad Dual Validation Reader:						
9KBV - Single keyed lock	DV	2,849.00	2,849.00	2,832.00	2,730.00	2,810.00
HID Proximity Reader:						
9KBV - Single keyed lock	DV	3,529.00	3,529.00	3,512.00	3,410.00	3,490.00
PKP - Proximity + Keypad Reader:						
9KBV - Single keyed lock	DV	3,233.00	3,233.00	3,216.00	3,114.00	3,194.00
SE - HID® iCLASS® Smart Card Reader:						
9KBV - Single keyed lock	DV	3,157.00	3,157.00	3,140.00	3,038.00	3,118.00
PSEBH - Proximity + SE + HID BLE						
9KBV - Single keyed lock	DV	3,580.00	3,580.00	3,563.00	3,461.00	3,541.00

*Patented pricing shown is for CORMAX patented keying system. Add \$20.00 for BEST Preferred patented keying.

Extra Cost Options*	Option Code	Add-On
Satin finishes (per lock)	606, 612, 613, etc.	89.00
Bright finishes (per lock)	605, 625, 629, etc.	171.00
UltraShield antimicrobial finish	626AM	187.00
3/4" throw latch	3/4	50.00
Special backsets	94KBV / 95KBV	34.00
Abrasive lever both sides	AL/B	66.00
Abrasive lever outside	AL/O	35.00
Abrasive lever inside	AL/I	35.00
Tactile lever both sides	TL/B	126.00
Tactile lever outside	TL/O	66.00
Tactile lever inside	TL/I	66.00
Full radius latch	FRL	34.00
7/8" Lip-to-center strike	S3 7/8	35.00
Strike with plastic box	S3B or S3B 7/8	35.00
Extended Life Battery	8CE	102.00
Non-IC Corbin-Russwin (single keyed)	COR	10.00
Non-IC Medeco (single keyed)	MED	10.00
Non-IC Sargent (single keyed)	SAR	10.00
Non-IC Schlage (single keyed)	SCH	10.00
Non-IC Yale (single keyed)	YAL	10.00

NOTE: These options do not come with a cylinder. The lock is just prepped for cylinders of these other manufacturers and comes with a throw member for that manufacturer's cylinder.

Part Description	Part Number	Part Price
2-3/4" deadlocking latch	8KL3	119.00
3-3/4" deadlocking latch	8KL4	148.00
5" deadlocking latch	8KL5	148.00
Standard strike package	8KS2	13.00
ANSI strike package	8KS3	38.00
Throw member 6-pin / 7-pin	B92505	4.10

EXBV Offline V Series Exit Trim

How To Order

Series	Core Housing	Function Code	Lever Style	Trim Style	Finish	Door Hand	Manf.	Locking Type	Options
EXBV	7	EV	15	MS	626	RHR	PH2	RM	
EXBV	0 – Less Core Housing 7 – 7-pin housing; accepts all BEST cores	EV – With key** NV – Without key	14 – Curved w/ return 15 – Contour w/ angle return	MS**** – Magnetic stripe DV**** – Dual validation (magstripe and keypad) PH – Proximity HID® SC – HID® iCLASS® PKP – Proximity+Keypad SE – iCLASS PSEBH – Proximity + SE + HID BLE	626 690 626AM* Satin* 606 6I3	RHR LHR	PH2 – Precision Hardware 2000 series VD9** – Von Duprin 98/99 series SA8 – Sargent 8000 Series***	RM – Rim MO – Mortise RD – Surface and concealed vertical rods	SH* – Security head screws TRK1**** – Track 1 TRK2**** – Track 2 TRK3**** – Track 3 MWIE – Motorola 26 bit Wiegand H26B – HID 26 bit Wiegand H37B – HID 37 bit Wiegand

*Indicates extra cost option; see below.

**The EV function (key override) is not available on the Von Duprin Mortise type.

***SA8 Only available with Rim Type device. SA8 does not work with EV function (Key Override).

****Must specify track number.

DESCRIPTION	FUNCTION CODE	COMPLETE WITH COMBINATED CORE			LESS CORE
		PATENTED*	PREMIUM	STANDARD	
Magnetic Stripe Reader:					
EXBV - Exit Trim - single keyed	EV	3,175.00	3,175.00	3,168.00	3,056.00
EXBV - Exit Trim - non keyed	NV	N/A	N/A	N/A	2,975.00
Mag Stripe/Keypad Dual Validation Reader:					
EXBV - Exit Trim - single keyed	EV	3,484.00	3,484.00	3,467.00	3,365.00
EXBV - Exit Trim - non keyed	NV	N/A	N/A	N/A	3,284.00
HID Proximity Reader:					
EXBV - Exit Trim - single keyed	EV	4,180.00	4,180.00	4,163.00	4,061.00
EXBV - Exit Trim - non keyed	NV	N/A	N/A	N/A	3,980.00
PKP - Proximity + Keypad Reader:					
EXBV - Exit Trim - single keyed	EV	3,888.00	3,855.00	3,838.00	3,736.00
EXBV - Exit Trim - non keyed	NV	N/A	N/A	N/A	3,655.00
SE - HID® iCLASS® Smart Card Reader:					
EXBV - Exit Trim - single keyed	EV	3,777.00	3,774.00	3,758.00	3,660.00
EXBV - Exit Trim - non keyed	NV	N/A	N/A	N/A	3,582.00
PSEBH - Proximity + SE + HID BLE					
EXBV - Exit Trim - single keyed	EV	4,217.00	4,202.00	4,185.00	4,083.00
EXBV - Exit Trim - non keyed	NV	N/A	N/A	N/A	3,996.00

*Patented pricing shown is for CORMAX patented keying system. Add \$20.00 for BEST Preferred patented keying.

Extra Cost Options*	Option Code	Add-On
Satin finishes (per lock)	606, 6I3, etc.	89.00
UltraShield antimicrobial finish	626AM	187.00
Security head screws	SH	35.00

45HM IDH MAX™ Mortise Locks

Electromechanical Locks

How To Order

Series	Core Housing	Function Code	Lever Style	Trim Style	Finish	Door Hand	Options
45HM	7	DEU	14	MS	626	RH	
45HM	0** – Less Core Housing 7 – 7-pin housing; accepts all BEST cores	DEU – Electrically unlocked DEL – Electrically locked NXEU – Electrically unlocked NXEL – Electrically Locked TDEU – Electrically Unlocked TDEL – Electrically Locked LEU – Electrically unlocked LEL – Electrically locked	Levers 3 – Solid tube/return 4 – Round 12* – Solid tube/no return 14 – Curved/return 15 – Contour/angle return 16 – Curved/no return 17* – Gull wing Decorative* 50–91	MS**** – Magnetic stripe PH – Proximity HID® PHA – Proximity HID Adaptation MSA**** – Magstripe Adaptation SE – iCLASS SEA – iCLASS smartcard adaptation PSEBH – Proximity + SE + HID BLE PSEBHA – Proximity + SE + HID BLE Adaptation	626 630 690 626AM* 630AM* Satin* 606 612 613 Bright* 605 611 625 629	RH RHRB LH LHRB	P2**** – Phillips head screws Thick Door* – Specify thickness 7/8** – Flat lip strike TAC/I* – Tactile Lever Inside TAC/O* – Tactile lever Outside TAC/B* – Tactile Lever Both MWIE – Motorola 26 bit Wiegand H26B – HID 26 bit Wiegand H37B – HID 37 bit Wiegand TRK2**** – Track 2 TRK3**** – Track 3

* Indicates extra cost; see below.

** Indicates cost deduction; see below.

*** T15 Torx security screws are supplied standard.

**** Must specify track number.

Description	Function Code	Complete With Combined Core			Less Core
		Patented*	Premium	Standard	
Magnetic Stripe Reader:					
45HM - Single Keyed Latch	DEU, DEL	3,431.00	3,431.00	3,414.00	3,312.00
45HM - Non-keyed Latch	NXEU, NXEL	N/A	N/A	N/A	3,231.00
45HM - Single Keyed Deadbolt	TDEU, TDEL	3,465.00	3,465.00	3,448.00	3,346.00
45HM - Non-keyed Deadbolt	LEU, LEL	N/A	N/A	N/A	3,265.00
HID Proximity Reader:					
45HM - Single Keyed Latch	DEU, DEL	4,420.00	4,420.00	4,403.00	4,301.00
45HM - Non-keyed Latch	NXEU, NXEL	N/A	N/A	N/A	4,220.00
45HM - Single Keyed Deadbolt	TDEU, TDEL	4,427.00	4,427.00	4,410.00	4,308.00
45HM - Non-keyed Deadbolt	LEU, LEL	N/A	N/A	N/A	4,227.00
SE - HID® iCLASS® Smart Card Reader:					
45HM - Single keyed latch	DEU, DEL	4,023.00	4,023.00	4,006.00	3,904.00
45HM - Non-Keyed Latch	NXEU, NXEL	N/A	N/A	N/A	3,823.00
45HM - Single Keyed Deadbolt	TDEU, TDEL	4,059.00	4,059.00	4,042.00	3,940.00
45HM - Non-keyed Deadbolt	LEU, LEL	N/A	N/A	N/A	3,859.00
PSEBH - Proximity + SE + HID BLE					
45HM - Single keyed latch	DEU, DEL	4,657.00	4,657.00	4,640.00	4,538.00
45HM - Non-Keyed Latch	NXEU, NXEL	N/A	N/A	N/A	4,038.00
45HM - Single Keyed Deadbolt	TDEU, TDEL	4,693.00	4,693.00	4,676.00	4,574.00
45HM - Non-keyed Deadbolt	LEU, LEL	N/A	N/A	N/A	4,489.00

* Patented pricing shown is for CORMAX patented keying system. Add \$20.00 for BEST Preferred patented keying.

45HM IDH MAX™ Mortise Locks (continued)

Electromechanical Locks

Extra Cost Options*	Option Code	Add-On
Satin finishes (per lock)	606, 612, 613, 619 etc.	89.00
Bright finishes (per lock)	605, 611, 625, etc.	171.00
UltraShield antimicrobial finish	626AM, 630AM	187.00
Thick door	Specify thickness	127.00
Tactile both levers/knobs**	TAC/B	177.00
Tactile outside lever/knob**	TAC/O	94.00
Tactile inside lever/knob**	TAC/I	94.00
7/8" Lip-to-center strike	7/8 LTC	35.00
12, 17 Lever Design	12, 17	100.00
Decorative Lever Design	50-91	309.00

**Not available on #17 levers.

**Cost Deductions	Option Code	Deduct
Less cylinder option (Deduct from complete price)	0	81.00

9KM IDH MAX™ Cylindrical Locks

Electromechanical Locks

How To Order

9KM	3	7	DDEU	14	MS	STK	626	
Series	Backset	Core Housing	Function Code	Lever Style	Rose Style	Strike Package	Finish	Options
9KM	3 – 2-3/4" 4* – 3-3/4" 5* – 5"	0*** – Non-IC and LFIC competitive cylinder (less core) 6** – 6 pin non-IC cylinder 7 – 7-pin housing; accepts all BEST cores	DDEU – Electrically unlocked DDEL***** – Electrically locked	14 – Curved with return 15 – Contour with angle return 16 – Curved without return	MS***** – Magnetic stripe PH – Proximity HID® SE – HID® iCLASS® Smart Card PSEBH – Proximity + SE + HID BLE	STK – Standard S3 – ANSI S3 7/8* – Lip to center strike LS – Less Strike S3B* – ANSI (Strike w/ Plastic Box) S3B 7/8* – ANSI (Strike w/ Plastic Box)	626 690 626AM* Satin* 606 612 613 619 622 Bright* 605 611 625	LM – Lost motion P2**** – Phillips head screws 3/4* – 3/4" throw latch OB** – non-IC zero-bitted KA** – non-IC keyed alike KD** – non-IC keyed different COR**** – Non IC Corbin-Russwin MED**** – Non IC Medeco SAR**** – Non IC Sargent SCH**** – Non IC Schlage YAL**** – Non IC Yale SCHRC**** – LFIC Schlage SARRC – LFIC Sargent CORRC – LFIC Corbin YALRC – LFIC Yale AL/O* – Abrasive Lever Outside AL/I* – Abrasive Lever Inside AL/B* – Abrasive Lever Both TL/O* – Tactile Lever Outside TL/I* – Tactile Lever Inside TL/B* – Tactile Lever Both FRL* – Full radius latch MWIE – Motorola 26 bit Wiegand H26B – HID 26 bit Wiegand H37B – HID 37 bit Wiegand TRK2***** – Track 2 TRK3***** – Track 3 C-PRE+ – Terminated Quick Connect Plug

* Indicates extra cost option.

** Six-pin cylinder in Schlage "C" keyway included with OB, KA, KD options. Must specify "6" for core housing.

*** Cylinder not included with COR, MED, SAR, SCH, YAL, or SCHRC options. Must specify "0" for core housing.

**** T15 Torx security screws are supplied standard.

***** Must specify track number.

+ See Hinges & Door Accessories price book for Wire Harness product

Function Description	Function Code	Complete With Combined Core			Less Core	6-pin non-IC Cylinder OB, KA, KD
		Patented*	Premium	Standard		
Magnetic Stripe Reader						
9KM - Single keyed lock	DDEU, DDEL	3,277.00	3,277.00	3,260.00	3,158.00	3,238.00
HID Proximity Reader						
9KM - Single keyed lock	DDEU, DDEL	4,256.00	4,256.00	4,239.00	4,137.00	4,217.00
SE - HID® iCLASS® Smart Card Reader						
9KM - Single keyed latch	DDEU, DDEL	3,870.00	3,870.00	3,853.00	3,751.00	3,831.00
PSEBH - Proximity + SE + HID BLE						
9KM - Single keyed latch	DDEU, DDEL	4,503.00	4,503.00	4,486.00	4,384.00	4,464.00

* Patented pricing shown is for CORMAX patented keying system. Add \$20.00 for BEST Preferred patented keying.

Extra Cost Options*	Option Code	Add-On
Satin finishes (per lock)	606, 612, 613, etc.	89.00
Bright finishes (per lock)	605, 625, 629, etc.	171.00
UltraShield antimicrobial finish	626AM	187.00
3/4" throw latch	3/4	50.00
Special backsets	94KM / 95KM	34.00
Abrasive lever both sides	AL/B	66.00
Abrasive lever outside	AL/O	35.00
Abrasive lever inside	AL/I	35.00
Tactile lever both sides	TL/B	126.00
Tactile lever outside	TL/O	66.00
Tactile lever inside	TL/I	66.00
Full radius latch	FRL	34.00
7/8" Lip-to-center strike	S3 7/8	35.00
Strike with plastic box	S3B or S3B 7/8	35.00

Extra Cost Options*	Option Code	Add-On
Non-IC Corbin-Russwin (single keyed)	COR	10.00
Non-IC Medeco (single keyed)	MED	10.00
Non-IC Sargent (single keyed)	SAR	10.00
Non-IC Schlage (single keyed)	SCH	10.00
Non-IC Yale (single keyed)	YAL	10.00

NOTE: These options do not come with a cylinder. The lock is just prepped for cylinders of these other manufacturers and comes with a throw member for that manufacturer's cylinder.

Parts	Part Number	Part Price
2-3/4" deadlocking latch	8KL3	119.00
3-3/4" deadlocking latch	8KL4	148.00
5" deadlocking latch	8KL5	148.00
Standard strike package	8KS2	13.00
ANSI strike package	8KS3	38.00
Throw member 6-pin / 7-pin	B92505	4.10

Electronic Lock Software & Accessories

Electromechanical Locks

For Wi-Q Technology Wireless software, accessories and locks, see pages 74-77

Description	Part Number	Price	Offline G	Offline V	Keypad EZ	IDH Max
			G	BV	Z	M
Readers						
Magnetic card access reader - 12VDC, track 2, weatherized (no keypad), black (MR-5)	360120WBK	778.00				
Dual validation (magnetic stripe & keypad) reader - 12VDC, track 2, weatherized, black case (MR-20), with tamper contact	310120WBKOT	1,489.00				
Cards						
Magnetic Stripe Cards Non-Encoded:						
PVC (box of 500)	VPA-PVC	3,297.00	X	X		X
Electronic Lock Accessories (Continued)						
Replacement Parts:						
Shrink wrap battery pack & foam*	VPD-BATT	36.00				
Replacement battery pack	VPD-BB	64.00	X	X	X	
4 Cell Battery holder for new style 2 piece I/S escutcheon offline products	C83511	71.00	X	X	X	
8 Cell Battery holder for new style 2 piece I/S escutcheon offline products	C83522	124.00	X	X	X	
Extended life battery door cover	B62129	51.00	X	X	X	
Service Equipment:						
Offline lock programming cable	BASDCAB	300.00	X	X		
Magnetic Card Encoder	MSR20633BA	5,881.00	X	X		X
Transport USB to Serial Adapter	SES-USB	165.00	X	X		
Transport connector/adaptor (no cable, used to connect SES-USB to BASDCAB)	SES-DB9CON	41.00	X	X		
Transport cable adapter (6' Cable adapter)	SES-DB9CAB	71.00	X	X		
Power supply - 12 or 24 VDC, 2.5A output, 120 VAC input, UL	AL300ULX	968.00				
Backup battery for power supply, 12 VDC, 12 AH	NPI2A12V	316.00				
Standard driver bit	VPD-T15	51.00	X	X	X	X
McGard driver bit	VPD-HS-DRVR	63.00	X	X	X	X
McGard battery door screw (specify finish)	VPD-HS-SCRW	63.00	X	X	X	X
Cleaning cards (box of 50)	VPDCLN	285.00	X	X		X

*VPD-BATT used with legacy V Series locks only

Description	Part Number	Price	G	BV	Z	M
Aurora						
Aurora Software (Offline Locks Only)						
Aurora Basic Software	AURORA	1,717.00	X	X		
Replacement Aurora Basic Software - No Licenses	AUR-UP	518.00	X	X		
Single Additional Client License (single)	EAUR-CLI	551.00	X	X		
Five Additional Client License (5-pack)	EAUR-CL5	2,651.00	X	X		
Ten Additional Client License (10-pack)	EAUR-CL10	4,884.00	X	X		

BEST 45HQ Wireless Mortise Locks with Wi-Q™ Technology

Electromechanical Locks

How To Order

Series	Core Housing	Function Code	Lever Style	Trim Style	Finish	Door Hand	Options
45HQ	7	TV	14	MS	626	RH	
45HQ	0** – Less Core Housing 7 – 7-pin housing; accepts all BEST cores	DV – Latch w/key TV – Deadbolt w/key	Levers: 3 – Solid tube/return 12* – Solid tube/no return 14 – Curved/return 15 – Contour/angle return 16 – Curved/no return 17* – Gull wing Knobs: 4 – Round Decorative* 50–91	MS**** – Magnetic stripe DV**** – Dual validation (magstripe and keypad) DVA**** – Other cyl PH – Proximity HID® PHA – Other cyl MSA**** – Other cyl PKP – Proximity + Keypad PKPA – Proximity + Keypad adaptation SE – iCLASS SEA – iCLASS smartcard adaptation PSEBH - Proximity + SE + HID BLE PSEBHA - Proximity + SE + HID BLE Adaptation	626 630 690 626AM* 630AM* Satin* 606 612 613 Bright* 605 611 625 629	RH RHRB LH LHRB	8CE* – 8 cell battery holder assy with batteries 4SW – 4 cell shrink wrap battery P2**** – Phillips head screws Thick Door* – Specify thickness 7/8*** – Flat lip strike TAC/I* – Tactile Lever Inside TAC/O* – Tactile lever Outside TAC/B* – Tactile Lever Both TRK1**** – Track 1 TRK2**** – Track 2 TRK3**** – Track 3 WS – Windstorm Label (Florida Building Code)

NOTE: Wireless locks come with Integrated Door Hardware (IDH) as standard -Request to Exit (ROE), door position switch (DS), latch bolt monitor switch (LS) and key-override switch (KOS) on DV Function.

*Indicates extra cost option.

**Indicates cost deduction.

***T15 Torx security screws are supplied standard.

****Must specify track number.

Function Description	Function Code	Complete With Combined Core			Less Core
		Patented*	Premium	Standard	
Magnetic Stripe Reader					
45HQ– Single Keyed Latch	DV				
45HQ– Single Keyed Deadbolt	TV				
Magnetic Stripe/keypad dual validation reader					
45HQ– Single Keyed Latch	DV				
45HQ– Single Keyed Deadbolt	TV				
HID® Proximity reader					
45HQ– Single Keyed Latch	DV				
45HQ– Single Keyed Deadbolt	TV				
PKP – Proximity + Keypad Reader					
45HQ– Single Keyed Latch	DV				
45HQ– Single Keyed Deadbolt	TV				
SE – HID® iCLASS® Smart Card Reader					
45HQ– Single Keyed Latch	DV				
45HQ– Single Keyed Deadbolt	TV				
PSEBH - Proximity + SE + HID BLE					
45HQ– Single Keyed Latch	DV				
45HQ– Single Keyed Deadbolt	TV				

Contact your PACS partner for pricing.
For current WAMS customers, contact your local sales representative.

*Patented pricing shown is for CORMAX patented keying system. Add \$20.00 for Best Preferred patented keying.

BEST 45HQ Wireless Mortise Locks with Wi-Q™ Technology (cont.) Electromechanical Locks

Contact your PACS partner for pricing. For current WAMS customers, contact your local sales representative.

Extra Cost Options*	Option Code
Satin finishes (per lock)	606, 612, 613 etc.
Bright finishes (per lock)	605, 611, 625 etc.
UltraShield antimicrobial finish	626AM, 630AM
Thick door	Specify thickness
Tactile both levers/knobs**	TAC/B
Tactile outside lever/knob**	TAC/O
Tactile inside lever/knob**	TAC/I
7/8" Lip-to-center strike	7/8 LTC
12, 17 Lever Design	12, 17
Decorative Lever Design	50-91
Extended Life Battery	8CE

**Not available on #17 levers.

**Cost Deductions	Option Code
Less cylinder option (Deduct from complete price)	0

How To Order

9KQ	3	7	DV	14	MS	STK	626	
Series	Backset	Core Housing	Function Code	Lever Style	Rose Style	Strike Package	Finish	Options
9KQ	3 – 2-3/4" 4* – 3-3/4" 5* – 5"	0*** – Non-IC and LFIC competitive cylinder (less core) 6** – 6 pin non-IC cylinder 7 – 7-pin housing, accepts all BEST cores	DV – with key	14 – Curved with return 15 – Contour with angle return 16 – Curved without return 4 – Round knob	MS***** – Magnetic stripe DV***** – Dual validation (magstripe and keypad) PH – Proximity HID® PKP – Proximity + Keypad SE – iCLASS PSEBH – Proximity + SE + HID BLE	STK – Standard S3 – ANSI S3 7/8* – Lip to center strike S3B* – ANSI (Strike w/ Plastic Box) S3B 7/8* – ANSI (Strike w/ Plastic Box)	626 690 626AM* Satin* 606 612 Bright* 605 625	8CE* – 8 cell battery holder assy with batteries 4SW – 4 cell shrink wrap battery P2***** – Phillips head screws LM – Lost motion 3/4* – 3/4" throw latch OB** – non-IC zero-bitted COR*** – non IC Corbin Russwin MED*** – non IC Medeco SAR*** – non IC Sargent SCH*** – non IC Schlage YAL*** – non IC Yale SARRC**** – LFIC Sargent CORRC**** – LFIC Corbin YALRC**** – LFIC Yale SCHRC**** – LFIC Schlage AL/O* – Abrasive Lever Outside AL/I* – Abrasive Lever Inside AL/B* – Abrasive Lever Both TL/O* – Tactile Lever Outside TL/I* – Tactile Lever Inside TL/B* – Tactile Lever Both FRL – Full Radius Latch TRK1***** – Track 1 TRK2***** – Track 2 TRK3***** – Track 3 WS – Windstorm Label (Florida Building Code)

NOTE: Wireless locks come with Integrated Door Hardware (IDH) as standard – Request to Exit (ROE), Door Position Switch (DS)

* Indicates extra cost option.

** Six-pin cylinder in Schlage "C" keyway included with OB, KA, KD options. Must specify "6" for core housing.

*** Cylinder not included with COR, MED, SAR, SCH, YAL, CORRC, YALRC, SARRC, or SCHRC options. Must specify

"0" for core housing.

**** T15 Torx security screws are supplied standard.

***** Must specify track number.

Function Description	Function Code	Complete With Combined Core			Less Core	6-pin non-IC Cylinder OB, KA, KD
		Patented*	Premium	Standard		
Magnetic Stripe Reader						
9KQ - Single keyed lock	DV					
Mag Stripe Keypad Dual Validation Reader						
9KQ - Single keyed lock	DV					
HID® Proximity Reader						
9KQ - Single keyed lock	DV					
PKP- Proximity + Keypad Reader:						
9KQ - Single keyed lock	DV					
SE- HID iCLASS Smart Card Reader						
9KQ - Single keyed lock	DV					
PSEBH - Proximity + SE + HID BLE						
9KQ - Single keyed lock	DV					

Contact your PACS partner for pricing.
For current WAMS customers, contact your local sales representative.

*Patented pricing shown is for CORMAX patented keying system. Add \$20.00 for Best Preferred patented keying.

Extra Cost Options*	Option Code
Satin finishes (per lock)	606, 612, 613, etc.
Bright finishes (per lock)	605, 625, 629, etc.
UltraShield antimicrobial finish	626AM
3/4" throw latch	3/4
Special backsets	94KQ / 95KQ
Abrasive lever both sides	AL/B
Abrasive lever outside	AL/O
Abrasive lever inside	AL/I
Tactile lever both sides	TL/B
Tactile lever outside	TL/O
Tactile lever inside	TL/I
Full radius latch	FRL
7/8" Lip-to-center strike	3S 7/8
Strike with plastic box	S3B or S3B 7/8
Extended Life Battery	8CE

Extra Cost Options*	Option Code
Non-IC Corbin-Russwin (single keyed)	COR
Non-IC Medeco (single keyed)	MED
Non-IC Sargent (single keyed)	SAR
Non-IC Schlage (single keyed)	SCH
Non-IC Yale (single keyed)	YAL

NOTE: These options do not come with a cylinder. The lock is just prepped for cylinders of these other manufacturers and comes with a throw member for that manufacturer's cylinder.

Part Description	Part Number
2-3/4" deadlocking latch	8KL3
3-3/4" deadlocking latch	8KL4
5" deadlocking latch	8KL5
Standard strike package	8KS2 / 9KS2
ANSI strike package	8KS3 / 9KS3
Throw member 6-pin / 7-pin	B92505

BEST EXQ Wireless Exit Trim with Wi-Q™ Technology

How To Order

Series	Core housing	Function code	Lever style	Trim style	Finish	Door hand	Mfg	Locking type	Options
EXQ	7	EV	15	MS	626	RHR	PH2	RM	
EXQ	0 – Less Core Housing 7 – 7-pin housing; accepts all BEST cores	EV – With key** NV – Without key	14 – Curved w/ return 15 – Contour w/ angle return	MS*** – Magnetic stripe DV*** – Dual validation (magstripe and keypad) PH – Proximity HID® PKP – Proximity + Keypad SE – iCLASS PSEBH – Proximity + SE + HID BLE	626 690 626AM* Satin* 606 612 613	RHR LHR	PH2 – Precision Hardware 2000 series VD9** – Von Duprin 98/99 series	RM – Rim MO – Mortise RD – Surface and concealed vertical rods	SH* – Security head screws MT1*** – Track 1 MT2*** – Track 2 MT3*** – Track 3

NOTE: Wireless locks come standard with door position switch (DS), connector/input to connect to a ROE switch inside exit device. (ROE switch must be purchased separately for exit device brand and model).

NOTE: Latch Switch connector is also included for use with a latch switch indicator only on Precision exit devices.

*Indicates extra cost option; see below.

**The EV function (key override) is not available on the Von Duprin Mortise type.

***Must specify track number.

Function Description	Function Code	Complete With Combined Core			Less Core
		Patented*	Premium	Standard	
Magnetic Stripe Reader					
EXQ – Exit Trim – single keyed	EV				
EXQ – Exit Trim – non keyed	NV				
Mag Stripe Keypad Dual Validation Reader					
EXQ – Exit Trim – single keyed	EV				
EXQ – Exit Trim – non keyed	NV				
HID® Proximity Reader					
EXQ – Exit Trim – single keyed	EV				
EXQ – Exit Trim – non keyed	NV				
PKP – Proximity + Keypad Reader					
EXQ – Exit Trim – single keyed	EV				
EXQ – Exit Trim – non keyed	NV				
SE – HID® iCLASS® Smart Card Reader					
EXQ – Exit Trim – single keyed	EV				
EXQ – Exit Trim – non keyed	NV				
PSEBH - Proximity + SE + HID BLE					
EXQ – Exit Trim – single keyed	EV				
EXQ – Exit Trim – non keyed	NV				

Contact your PACS partner for pricing.
For current WAMS customers, contact your local sales representative.

*Patented pricing shown is for CORMAX patented keying system. Add \$20.00 for Best Preferred patented keying.

Extra Cost Options*	Option Code
Satin finishes (per lock)	606, 612, 613
UltraShield antimicrobial finish	626AM
Security head screws	SH

Description	Part Number
Portal Gateways (WQXM- New Mercury Compatible)	
Portal Gateway for up to 64 Readers/Locks* with half wave dipole omnidirectional antenna (should only be used where PG is mounted in an open area, not in a ceiling or restricted signal area).	WQXM-PG
Portal Gateway for up to 64 Readers/Locks* with ceiling mount omnidirectional antenna.	WQXM-PG-C
Portal Gateway in a mounting enclosure, without Power Supply. This would be used with Power Over Ethernet (POE) devices (not included)	WQXM-PG-BP
Portal Gateway in a mounting enclosure, with ceiling mount omnidirectional antenna, without Power Supply. This would be used with Power Over Ethernet (POE) devices (not included)	WQXM-PG-C-BP
Portal Gateway for up to 64 Readers/Locks* with wall mount directional antenna	WQXM-PG-W
Wireless Access Controllers (WAC)	
Wireless Access Controller with half wave dipole omnidirectional antenna (should only be used where WAC is mounted in an open area, not in a ceiling or restricted signal area).	WQX-WAC
Wireless Access Controller with ceiling mount omni directional antenn	WQX-WAC-C
Wireless Access Controller in enclosure with power supply and ceiling mount omnidirectional antenna	WQX-WAC-C-B
Wireless Access Controller with wall mount directional antenna	WQX-WAC-W
Wireless Access Controller in enclosure with power supply and wall mount directional antenna	WQX-WAC-W-B
Wireless Access Controller in Nema enclosure with power supply and exterior directional antenna	WQX-WAC-D-BW
Wireless Access Controller in Nema enclosure with power supply and exterior omni-directional antenna	WQX-WAC-O-BW
Wireless Access Controller sign-on keypad	WQD-WACPAD
Power and Adapters	
Sealed battery pack	VPD-BB
Plug-in Transformer (wall-mount) with 6' of cable	WQD-12827
Power over Ethernet Power Supply/Inserter	WQD-12927-001
Power over Ethernet Active Splitter with Isolation	WQD-12928-001
Wi-Q™ Antennas & Accessories	
2.4 GHz Interior Ceiling Mount Omni-directional Antenna kit*	WQD-ACMO
2.4 GHz Interior/Exterior Wall mount directional antenna kit*	WQD-AWMD
2.4GHz Exterior directional antenna**	WQD-AEMD
2.4GHz Exterior omnidirectional mast mount kit**	WQD-AEMO
Exterior Antenna Grounding kit***	WQD-AGT
Surge Protection Kit	WQD-SURG
Cleaning Cards (box of 50)	VPDCLN
HID Proximity Card Enrollment Reader	RDR6081AKU

NOTE: Normal Offline software upgrade licenses apply. (Base software and 64 reader blocks)

*Antenna Kit include antenna, standard mount and 20' cable to connect to PG or WAC.

**Antenna Kit includes antenna, wall and post mounts and 20' cable to connect to PG or WAC.

***Grounding Kit includes coax grounding kit and lightning arrester.

BEST Wireless Conversion Kits with Wi-Q™ Technology

How To Order

Kit works on Offline G and V 9K and 40H Platforms
 Works on Magnetic Stripe, Dual Validation, HID® Proximity will not work on 30H Mortise Platforms.

Series Style	Description
WQCNKT-1 Cylindrical wireless upgrade kit	
WQCNKT-1 Cylindrical wireless upgrade kit	Kit to convert an Offline 9K V/G standalone lockset to a Wi-Q™ Wireless Lockset. Notes: 1) Kit includes a new 9K chassis with new motor, ROE hub and door position switch. 2) If the conversion kit will be used on a pre-2009 standalone lock with a HID Proximity Reader, it is highly recommended that a new HID Proximity reader is also purchased. The new style reader will provide better battery life than the pre-2009 HID Proximity Readers. (Part # 73132854S---- B82399 45HQ HID PROX BEZEL SUB-ASSY HID)
WQCNKT-2 Mortise DV function (without deadbolt) wireless upgrade kit with alarm functionality	Kit to convert an Offline 45H V/G standalone lockset to a Wi-Q™ Wireless Lockset. Notes: 1) Kit also contains a new 45H DV mortise case which includes ROE, door position switch, latch position switch and key-override sensor to provide for full alarm functionality. 2) If the conversion kit will be used on a pre-2009 standalone lock with a HID Proximity Reader, it is highly recommended that a new HID Proximity reader is also purchased. The new style reader will provide better battery life than the pre-2009 HID Proximity Readers. (Part # 73132854S---- B82399 45HQ HID PROX BEZEL SUB-ASSY HID)
WQCNKT-3 Mortise TV function (with deadbolt) wireless upgrade kit with alarm functionality	Kit to convert an Offline 45H V/G standalone lockset to a Wi-Q™ Wireless Lockset. Notes: 1) Kit also contains a new 45H TV mortise case which includes ROE, door position switch, deadbolt position switch, and key-override sensor to provide for full alarm functionality. 2) If the conversion kit will be used on a pre-2009 standalone lock with a HID Proximity Reader, it is highly recommended that a new HID Proximity reader is also purchased. The new style reader will provide better battery life than the pre-2009 HID Proximity Readers. (Part # 73132854S---- B82399 45HQ HID PROX BEZEL SUB-ASSY HID)

Contact your PACS partner for pricing.
 For current WAMS customers, contact your local sales representative.
Upgrade kits must be installed by a BEST Certified Technician for warranty purposes.

Electronic Lock Inside Escutcheon Conversion Kits

Electromechanical Locks

How To Order

Kit works on Keypad EZ, B.A.S.I.S. G, B.A.S.I.S. V, NT500, and Wi-Q products.
Kits do not work on IDH Max products.

Cylindrical Conversion Kits

9KEKT		DV	626	
Series	Wireless or non-wireless	Function Code	Finish	Options
9KEKT – Cylindrical conversion kit	Q – Wi-Q Wireless Blank – Non-wireless	DV – Latch w/key	626 626AM* Satin* 606 612 613 Bright* 605 625 629	8CE* – 8 cell battery holder assy with batteries 4SW – 4 cell shrink wrap battery pack P2** – Phillips head screws

*Indicates extra cost option; see below.

**T15 Torx security screws are supplied standard.

Mortise Conversion Kits

45HEKT	Q	TV	606	
Series	Wireless or non-wireless	Function Code	Finish	Options
45HEKT – Mortise conversion kit	Q – Wi-Q Wireless Blank – Non-wireless	DV – Latch w/key TV – Deadbolt w/key LV – Deadbolt w/o key NV – Latch w/o key	626 626AM* Satin* 606 612 613 Bright* 605 625 629	8CE* – 8 cell battery holder assy with batteries Thick Door* – Specify thickness P2** – Phillips head screws 4SW – 4 cell shrink wrap battery pack

*Indicates extra cost option; see below.

**T15 Torx security screws are supplied standard.

Conversion Kit	Price
9KEKT Cylindrical Conversion Kit	
Wi-Q Wireless	370.00
Non-wireless	177.00
45HEKT Mortise Conversion Kit	
Wi-Q Wireless	370.00
Non-wireless	177.00

Extra Cost Options*	Option Code	Add-On
Satin finish	606 612 613	85.00
Bright finish	605 625 629	163.00
UltraShield antimicrobial finish	626AM	178.00
Thick door	Specify thickness	121.00
Extended Life Battery	8CE	97.00

HD8000

BEST Surface Door Closers

Series	Spring Size	Body Options	Arm	Cover Options	ACC Brackets	Fastners	ACC Plates	ACC Other	Finish
HD80	16	DA	AF80P	PC	Specify	SNDTPK	Specify	Specify	689
[Bold are standard selections; or specify from available options]									
HD80	16 Adjustable size 1-6 to meet barrier-free ADA requirements 56 Adjustable size 5-6 +50% power over size 6 to meet PT4C requirements	DA Delayed action AVB Advanced variable backcheck DA AVB Combination DA + AVB	AF80P, AF80J, FH, FHP, FHJ, PH, PHP, DS, DS/R, DS/RCP, DST, DST/R, DST/RCP, SDS, SDS/R, SDS/RCP, SDST, IS, ISH, SIS, SISH, ISJ, ISJH, SISJ, SISJH, SPA, SPA/R, SPA/RCP, SPAT, SPAT/R, SPAT/RCP, T, FT, JT, PT, TDE, TH, FTH, JTH, PTH, PTH, TDEH, LA	PC Plastic OPC Oversize plastic MC Metal LL Lead lined	PD PFT PHB MJ P80	SNDTPK - Self-drilling, self-tapping, thru bolts 13/4" door with machine screws TX80 - Torx security screws	BP80 DP80 CP4111 CP4040	AB80 BS BSHD NFHD FTHD BSNFHD	Painted: 600 Primed 689 Aluminum 691 Dull bronze 693 Black 695 Dark duranodic bronze 696 Gold Plated: 605 Polished brass 606 Satin brass 611 Polished bronze 612 Satin bronze 613 Satin oil-rubbed bronze 618 Polished nickel 619 Satin nickel 625 Polished chrome 626 Satin chrome

HD80

683.00

Spring size	Description	Price
16	Adjustable size 1-6 to meet barrier-free ADA requirements	Incl
56	Adjustable size 5-6 +50% power over size 6 to meet PT4C requirements	Incl

Complete Unit Pricing

Arm Option	Description	List Painted	List Plated
AF80P	Standard flat form arm, tri-pack	683.00	1,200.00
AF80J	Top jamb flat form arm for 4-8" reveal	679.00	1,117.00
FH	Friction hold open arm	724.00	NA
FHP	Friction hold open arm, tri-pack	734.00	NA
FHJ	Top jamb friction hold open arm for 4-8" reveal	728.00	NA
PH	Regular/Top jamb plunger hold open arm	879.00	1,265.00
PHP	Parallel/Top jamb plunger hold open arm	884.00	1,359.00
DS	Heavy duty parallel arm with stop	758.00	1,224.00
DS/R	Heavy duty parallel arm, stop with LCN PA foot	758.00	1,224.00
DS/RCP	Heavy duty parallel arm, stop with LCN PA foot & CP4040 conversion plate	843.00	1,309.00
DST	Heavy duty parallel arm with hold open and stop	823.00	1,343.00
DST/R	Heavy duty parallel arm, hold open, stop with LCN PA foot	823.00	1,343.00
DST/RCP	Heavy duty parallel arm, hold open, stop with LCN PA foot & CP4040 conversion plate	909.00	1,429.00
SDS	Heavy duty parallel arm with compression stop	966.00	1,612.00
SDS/R	Heavy duty parallel arm, compression stop with LCN PA foot	966.00	1,612.00
SDS/RCP	Heavy duty parallel arm, compression stop with LCN PA foot & CP4040 conversion plate	1,053.00	1,697.00
SDST	Heavy duty parallel arm with hold open and compression stop	1,028.00	1,682.00
IS	Heavy duty regular/top jamb arm with stop	987.00	1,443.00
ISH	Heavy duty regular/top jamb arm with hold open and stop [1-6 version only]	1,010.00	NA
SIS	Heavy duty regular/top jamb arm with compression stop [630 finish only]	1,010.00	1,639.00
SISH	Heavy duty regular/top jamb arm with hold open and compression stop [1-6 version only]	1,172.00	NA
ISJ	Heavy duty top jamb arm with stop for 3-1/2"-6-1/2" reveal	1,025.00	1,470.00
ISJH	Heavy duty top jamb arm with hold open and stop for 3-1/2"-6-1/2" reveal	1,091.00	NA
SISJ	Heavy duty top jamb arm with compression stop for 3-1/2"-6-1/2" reveal	1,135.00	1,670.00
SISJH	Heavy duty top jamb arm with hold open and compression stop for 3-1/2"-6-1/2" reveal [630 finish only]	1,203.00	NA

HD8000 (Continued)

BEST Surface Door Closers

Complete Unit Pricing

Arm Option	Description	List Painted	List Plated
SPA	Heavy duty parallel arm	711.00	1,226.00
SPA/R	Heavy duty parallel arm with LCN PA foot	711.00	1,226.00
SPA/RCP	Heavy duty parallel arm with LCN PA foot & CP4040 conversion plate	794.00	1,311.00
SPAT	Heavy duty parallel arm with thumb-turn hold open	776.00	1,224.00
SPAT/R	Heavy duty parallel arm, thumbturn hold open with LCN PA foot	776.00	1,224.00
SPAT/RCP	Heavy duty parallel arm, thumbturn hold open with LCN PA foot & CP4040 conversion plate	861.00	1,309.00
T	Track arm, pull side door mounted	728.00	1,226.00
FT	Flush track arm, push side transom mounted	728.00	1,226.00
JT	Jamb track, pull side frame mounted	728.00	1,226.00
PT	Push track arm, push side soffit mounted	728.00	1,226.00
TDE	Track arm double egress, pull side frame mounted (specify handing)	849.00	1,311.00
TH	Track arm with hold open, pull side door mounted	760.00	1,262.00
FTH	Flush track arm with hold open, push side transom mounted	760.00	1,262.00
JTH	Jamb track with hold open, pull side frame mounted	760.00	1,262.00
PTH	Push track arm with hold open, push side soffit mounted	760.00	1,262.00
TDEH	Track arm with hold open double egress, pull side frame mounted (specify handing)	882.00	1,351.00
LA	Less standard arm	deduct 111.00	deduct 261.00

Body Add-On Options

Option	Category	Description	List Add
DA	Body	Delayed action	Add 48.00
AVB	Body	Advanced variable backcheck	Add 25.00
DA AVB	Body	Combination of both DA + AVB	Add 71.00

Cover Add-On Options

Option	Category	Description	List Add
PC	Cover	Plastic cover (standard)	Incl.
OPC	Cover	Oversize plastic cover	Add 29.00
MC	Cover	Metal cover non-handed (removable mouse hole)	Add 55.00
LL	Cover	Lead lined cover non-handed (removable mouse hole)	Add 81.00

Accessory Bracket Add-On Options

Item	Category	Description	List Add Painted	List Add Plated
PD	Bracket	PA bracket for non hold open arm applications to clear surface applied stop / holder	60.00	131.00
PFT	Bracket	PA bracket for hold open and non hold open applications to mount PFT bracket flush to transom	48.00	125.00
PHB	Bracket	PA bracket for friction hold open arm. Included w/ with FHP arm	29.00	112.00
MJ	Bracket	Mortised jamb bracket for reg mount non hold open applications where normal foot can't be used	41.00	NA
P80	Bracket	Standard PA bracket for non hold open and plunger hold open applications. Included w/AF80P & PHP arms	29.00	112.00

Fastener Add-On Options

Option	Category	Description	List Add
SNTPK	Fastener	Self-drilling, self-tapping, thru bolts 1-3/4" door with machine screws	Incl.
TX80	Fastener	Torx security screws	Add 48.00

HD8000 (Continued)

BEST Surface Door Closers

Accessory Plate Add-On Options

Item	Category	Description		List Add
BP80	Back plate	Backplate typically for TJ mount closer body w/ restricted ceiling clearance	Add	87.00
DP80	Drop plate	Drop plate for PA mounted closer body to doors' top rail or TJ w/ restricted ceiling clearance	Add	87.00
CP4III	Conversion Plate	Conversion plate to retrofit LCN4III	Add	87.00
CP4040	Conversion plate	Conversion plate to retrofit LCN4040	Add	87.00

Accessory OTHER Add-On Options

Item	Category	Description	List Add Painted	List Add Plated
AB80	Bracket	Angle bracket for PA and TJ mount where field conditions require to mount closer body to bracket	87.00	NA
BS	Spacer	Blade stop spacer for PA mounted applications. Spacer fits against frame's stop	41.00	NA
BSHD	Spacer	Blade stop spacer for HD PA mounted applications. Spacer fits against frame's stop	42.00	NA
NFHD	Bracket	Angled narrow frame bracket to give support to HD PA arms. Used in conjunction with BSHD	41.00	118.00
FTHD	Bracket	Angled flush transom bracket for heavy duty PA applications where normal soffit conditions don't exist	64.00	NA
BSNFHD	Kit	BSHD + NFHD kit	83.00	NA

Custom/Designer Color Add-On Options

Option	Category	Description		List Add
RAL Custom Color	Finish	Custom painted finish selected from RAL color pallet book (Per order; per color set up, net; no discount applied)	Net	157.00
RAL Custom Color	Finish	Per closer	Add	55.00
Designer Color	Finish	Designer painted finish color matched to supplied samples. (3x 2"x 3" samples required) (Per order; per color set up, net; no discount applied)	Net	357.00
Designer Color	Finish	Per closer	Add	55.00

Body Package Less Arm

Item	Description	List Painted	List Plated
HD8016 LA	Adj 1-6 closer w/ PC cover SNDTPK	540.00	864.00
HD8056 LA	Adj 5-6 +50% power closer w/ PC cover SNDTPK	540.00	864.00
HD8016 DA LA	Adj 1-6 delayed action closer w/ PC cover SNDTPK	587.00	911.00
HD8056 DA LA	Adj 5-6 +50% power delayed action closer w/ PC cover SNDTPK	587.00	911.00
HD8016 AVB LA	Adj 1-6 advanced variable backcheck closer w/ PC cover SNDTPK	564.00	888.00
HD8056 AVB LA	Adj 5-6 +50% power advanced variable backcheck closer w/ PC cover SNDTPK	564.00	888.00
HD8016 DA AVB LA	Adj 1-6 delayed action, advanced variable backcheck closer w/ PC cover SNDTPK	610.00	934.00
HD8056 DA AVB LA	Adj 5-6 +50% power delayed action, advanced variable backcheck closer w/ PC cover SNDTPK	610.00	934.00

Accessories

Item	Description	List Add Painted	List Add Plated
AF80P	Standard flat form arm, tri-pack	146.00	338.00
AF80J	Top jamb flat form arm for 4-8" reveal	139.00	252.00
FH	Friction hold open arm	172.00	NA
FHP	Friction hold open arm, tri-pack	184.00	NA
FHJ	Top jamb friction hold open arm for 4-8" reveal	178.00	NA
PH	Regular/Top jamb plunger hold open arm	272.00	484.00
PHP	Parallel/Top jamb plunger hold open arm	277.00	590.00
DS	Heavy duty parallel arm with stop	203.00	383.00
DS/R	Heavy duty parallel arm, stop with LCN PA foot	203.00	383.00
DS/RCP	Heavy duty parallel arm, stop with LCN PA foot & CP4040 conversion plate	289.00	468.00
DST	Heavy duty parallel arm with hold open and stop	261.00	438.00
DST/R	Heavy duty parallel arm, stop with LCN PA foot	261.00	438.00

Accessories

Item	Description	List Add Painted	List Add Plated
DST/RCP	Heavy duty parallel arm, stop with LCN PA foot & CP4040 conversion plate	344.00	522.00
SDS	Heavy duty parallel arm with compression stop	371.00	517.00
SDS/R	Heavy duty parallel arm, hold open, compression stop with LCN PA foot	371.00	517.00
SDS/RCP	Heavy duty parallel arm, hold open, compression stop with LCN PA foot & CP4040 conversion plate	458.00	603.00
SDST	Heavy duty parallel arm with hold open and compression stop	431.00	574.00
IS	Heavy duty regular/top jamb arm with stop	364.00	584.00
ISH	Heavy duty regular/top jamb arm with hold open and stop	417.00	NA
SIS	Heavy duty regular/top jamb arm with compression stop	454.00	714.00
SISH	Heavy duty regular/top jamb arm with hold open and compression stop	512.00	NA
ISJ	Heavy duty top jamb arm with stop for 3-1/2"-6-1/2" reveal	393.00	608.00
ISJH	Heavy duty top jamb arm with hold open and stop for 3-1/2"-6-1/2" reveal	447.00	NA
SISJ	Heavy duty top jamb arm with compression stop for 3-1/2"-6-1/2" reveal	483.00	585.00
SISJH	Heavy duty top jamb arm with hold open and compression stop for 3-1/2"-6-1/2" reveal	539.00	NA
SPA	Heavy duty parallel arm	162.00	340.00
SPA/R	Heavy duty parallel arm with LCN PA foot	162.00	340.00
SPA/RCP	Heavy duty parallel arm with LCN PA foot & CP4040 conversion plate	248.00	426.00
SPAT	Heavy duty parallel arm with thumb-turn hold open	220.00	397.00
SPAT/R	Heavy duty parallel arm, thumbturn hold open with LCN PA foot	220.00	397.00
SPAT/RCP	Heavy duty parallel arm, thumbturn hold open with LCN PA foot & CP4040 conversion plate	305.00	482.00
T	Track arm, pull side door mounted	178.00	414.00
FT	Flush track arm, push side transom mounted	178.00	414.00
JT	Jamb track, pull side frame mounted	178.00	414.00
PT	Push track arm, push side soffit mounted	178.00	414.00
TDE	Track arm double egress, pull side frame mounted	252.00	NA
TH	Track arm with hold open, pull side door mounted	208.00	444.00
FTH	Flush track arm with hold open, push side transom mounted	208.00	444.00
JTH	Jamb track with hold open, pull side frame mounted	208.00	444.00
PTH	Push track arm with hold open, push side soffit mounted	208.00	444.00
TDEH	Track arm with hold open double egress, pull side frame mounted	280.00	NA
M8X30	Arm screw only (arm type determines screw)	52.00	NA
M8X16	Arm screw only (arm type determines screw)	52.00	NA
SNDTPK80	Standard self-drilling, self tapping and through bolts (replacement pack)	48.00	NA
PC80	Cover Option standard full size plastic cover	35.00	NA
OPC80	Cover Option over-sized plastic cover	41.00	NA
MC80	Cover Option non handed metal cover	60.00	183.00
OMC80	Over-sized non handed metal cover	74.00	195.00
LL80	Cover Option non handed lead lined cover	175.00	311.00

Series	Spring Size	Body Options	Arm	Cover Options	ACC Brackets	Fastners	ACC Plates	ACC Other	Finish
HD70	16	DA	ARP	FPC	Specify	SNDTPK	Specify	Specify	689
[Bold are standard selections; or specify from available options]									
HD70	16 Adjustable size 1-6 to meet barrier-free ADA requirements	DA Delayed action	ARP, ARJ, A80P, FH, FHP, FHJ, PH, PHP, DS, DST, SDS, SDST, IS, ISH, SIS, SISH, ISJ, ISJH, SISJ, SISJH, SPA, SPA/R, SPA/RCP, SPAT, EMF, T, FT, JT, PT, TDE, TH, FTH, JTH, PTH, PTH, TDEH, LA	FPC Full Plactic, SPC Sim Plastic, MC Metal, LL Lead Lined	PD, PFT, PHB, MJ, P70	SNDTPK - Self-drilling, self-tapping, thru bolts 1 3/4" door with machine screws, TX70 - Torx security screws	BP70, BP70FC, BP70T, BP70TFC, BP70FT-FC, DP70, DP70FC	AB70, BS, BSHD, NFHD, FTHD, BSNFHD	Painted: 600 Primed 689 Aluminum 691 Dull bronze 693 Black 695 Dark duranodic bronze 696 Gold Plated: 605 Polished brass 606 Satin brass 611 Polished bronze 612 Satin bronze 613 Satin oil-rubbed bronze 618 Polished nickel 619 Satin nickel 625 Polished chrome 626 Satin chrome 630 Satin stainless

HD70		539.00
Spring size	Description	Price
16	Adjustable size 1-6 to meet barrier-free ADA requirements	Incl

Complete Unit Pricing

Arm Option	Description	List Painted	List Plated
ARP	Standard arm	539.00	1,030.00
ARJ	Top jamb round form arm for 4-8" reveal	524.00	940.00
AO8P	Secured round form arm, tri-pack	539.00	NA
FH	Friction hold open arm	598.00	NA
FHP	Friction hold open arm, tri-pack	728.00	NA
FHJ	Top jamb friction hold open arm for 4-8" reveal	578.00	NA
PH	Regular/Top jamb plunger hold open arm	728.00	1,166.00
PHP	Parallel/Top jamb plunger hold open arm	734.00	1,246.00
DS	Heavy duty parallel arm with stop	652.00	1,153.00
DST	Heavy duty parallel arm with hold open and stop	729.00	1,472.00
SDS	Heavy duty parallel arm with compression stop	853.00	1,507.00
SDST	Heavy duty parallel arm with hold open and compression stop	927.00	1,581.00
IS	Heavy duty regular/top jamb arm with stop	843.00	1,306.00
ISH	Heavy duty regular/top jamb arm with hold open and stop	917.00	NA
SIS	Heavy duty regular/top jamb arm with compression stop (630 finish only)	961.00	1,530.00
SISH	Heavy duty regular/top jamb arm with hold open and compression stop	1,027.00	NA
ISJ	Heavy duty top jamb arm with stop for 3-1/2"-6-1/2" reveal	878.00	1,354.00
ISJH	Heavy duty top jamb arm with hold open and stop for 3-1/2"-6-1/2" reveal	950.00	NA
SISJ	Heavy duty top jamb arm with compression stop for 3-1/2"-6-1/2" reveal (630 finish only)	993.00	1,567.00
SISJH	Heavy duty top jamb arm with hold open and compression stop for 3-1/2"-6-1/2" reveal	1,065.00	NA
SPA	Heavy duty parallel arm	587.00	1,103.00
SPAT	Heavy duty parallel arm with thumb-turn hold open	658.00	1,178.00
EMF	Electric hold open track arm	1,234.00	NA
T	Track arm, pull side door mounted	606.00	1,086.00
FT	Flush track arm, push side transom mounted	606.00	1,086.00
JT	Jamb track, pull side frame mounted	606.00	1,086.00
PT	Push track arm, push side soffit mounted	606.00	1,086.00
TDE	Track arm double egress, pull side frame mounted (specify handing)	696.00	1,181.00

Complete Unit Pricing

Arm Option	Description	List Painted	List Plated
TH	Track arm with hold open, pull side door mounted	641.00	1,126.00
FTH	Flush track arm with hold open, push side transom mounted	641.00	1,126.00
JTH	Jamb track with hold open, pull side frame mounted	641.00	1,126.00
PTH	Push track arm with hold open, push side soffit mounted	641.00	1,126.00
TDEH	Track arm with hold open double egress, pull side frame mounted (specify handing)	731.00	1,221.00
LA	Less standard arm	deduct 91.00	deduct 239.00

Body Add-On Options

Option	Category	Description	List Add
DA	Body	Delayed action	Add 51.00

Cover Add-On Options

Option	Category	Description	List Add
FPC	Cover	Full plastic cover (standard)	Incl.
SPC	Cover	Slim plastic cover	Add 32.00
MC	Cover	Metal cover (specify hand)	Add 59.00
LL	Cover	Lead lined cover (specify hand)	Add 86.00

Accessory Bracket Add-On Options

Item	Category	Description	List Add Painted	List Add Plated
PD	Bracket	PA bracket for non hold open arm applications to clear surface applied stop / holder	66.00	145.00
PFT	Bracket	PA bracket for hold open and non hold open applications to mount PFT bracket flush to transom	52.00	135.00
PHB	Bracket	PA bracket for friction hold open arm. Included w/ with FHP arm	32.00	125.00
MJ	Bracket	Mortised jamb bracket for reg mount non hold open applications where normal foot can't be used	45.00	NA
P70	Bracket	Standard PA bracket for non hold open and plunger hold open applications. Included w/ ARP, A08P & PHP arms	29.00	115.00

Fastener Add-On Options

Option	Category	Description	List Add
SNDTPK	Fastener	Self-drilling, self-tapping, thru bolts 1-3/4" door with machine screws	Incl.
TX70	Fastener	Torx security screws	Add 51.00

Accessory Plate Add-On Options

Item	Category	Description	List Add Painted	List Add Plated
BP70	Backplate	Backplate typically for TJ mount closer body w/ restricted ceiling clearance	97.00	NA
BP70FC	Backplate	Backplate typically for TJ mount closer body w/ restricted ceiling clearance for plate for use w/ FPC cover	97.00	NA
BP70T	Backplate	Backplate for use 2" TJ mount closer with track arm application - pull side	97.00	NA
BP70TFC	Backplate	Backplate for use 2" TJ mount closer with track arm application - pull side - for use w/ FPC cover	97.00	NA
BP70FTFC	Backplate	Backplate for use TJ mount closer with track arm application - pull side - for use w/ FPC cover. Holes in plate to avoid rabbet on door	97.00	NA
DP70	Drop plate	Drop plate for PA mounted closer body to doors' top rail or TJ w/ restricted ceiling clearance	97.00	NA
DP70FC	Drop plate	Drop plate for PA mounted closer body to doors' top rail or TJ w/ restricted ceiling clearance for use w/ FPC cover	97.00	NA

HD7000 (Continued)

BEST Surface Door Closers

Accessory OTHER Add-On Options

Item	Category	Description	List Add Painted	List Add Plated
AB70	Bracket	Angle bracket for PA and TJ mount where field conditions require to mount closer body to bracket	97.00	NA
BS	Bracket	Blade stop spacer for PA mounted applications. Spacer fits against frame's stop	45.00	NA
BSHD	Spacer	Blade stop spacer for HD PA mounted applications. Spacer fits against frame's stop	48.00	NA
NFHD	Bracket	Angled narrow frame bracket to give support to HD PA arms. Used in conjunction with BSHD	45.00	130.00
FTHD	Bracket	Angled flush transom bracket for heavy duty PA applications where normal soffit conditions don't exist	69.00	NA
BSNFHD	Kit	BSHD + NFHD kit	92.00	NA

Custom/Designer Color Add-On Options

Option	Category	Description	List Add
RAL Custom Color	Finish	Custom painted finish selected from RAL color pallet book. [Per order; per color set up; net; no discount applied]	Net 169.00
RAL Custom Color	Finish	Per closer	Add 59.00
Designer Color	Finish	Designer painted finish color matched to supplied samples. (3x 2"x 3" samples required) [Per order; per color set up; net; no discount applied]	Net 382.00
Designer Color	Finish	Per closer	Add 59.00

Body Package Less Arm

Item	Description	List Painted	List Plated
HD7016LA	Adj 1-6 closer w/ FPC cover SNDTPK	411.00	694.00
HD7016DA LA	Adj 1-6 delayed action closer w/ FPC cover SNDTPK	460.00	743.00

Accessories

Item	Description	List Add Painted	List Add Plated
ARP	Standard round form arm, tri-pack	131.00	339.00
ARJ	Top jamb round form arm for 4-8" reveal	125.00	253.00
A08P	Secured round form arm, tri-pack	137.00	NA
FH	Friction hold open arm	188.00	NA
FHP	Friction hold open arm, tri-pack	202.00	NA
FHJ	Top jamb friction hold open arm for 4-8" reveal	197.00	NA
PH	Regular/Top jamb plunger hold open arm	298.00	530.00
PHP	Parallel/Top jamb plunger hold open arm	305.00	647.00
DS	Heavy duty parallel arm with stop	222.00	420.00
DST	Heavy duty parallel arm with hold open and stop	287.00	479.00
SDS	Heavy duty parallel arm with compression stop	408.00	566.00
SDST	Heavy duty parallel arm with hold open and compression stop	473.00	629.00
IS	Heavy duty regular/top jamb arm with stop	399.00	640.00
ISH	Heavy duty regular/top jamb arm with hold open and stop	458.00	NA
SIS	Heavy duty regular/top jamb arm with compression stop	497.00	782.00
SISH	Heavy duty regular/top jamb arm with hold open and compression stop	561.00	NA
ISJ	Heavy duty top jamb arm with stop for 3-1/2"-6-1/2" reveal	430.00	666.00
ISJH	Heavy duty top jamb arm with hold open and stop for 3-1/2"-6-1/2" reveal	491.00	NA
SISJ	Heavy duty top jamb arm with compression stop for 3-1/2"-6-1/2" reveal	529.00	641.00
SISJH	Heavy duty top jamb arm with hold open and compression stop for 3-1/2"-6-1/2" reveal	591.00	NA
SPA	Heavy duty parallel arm	179.00	373.00
SPAT	Heavy duty parallel arm with thumb-turn hold open	240.00	434.00
EMF	Electric hold open track arm	729.00	NA
T	Track arm, pull side door mounted	197.00	455.00

Accessories

Item	Description	List Add Painted	List Add Plated
FT	Flush track arm, push side transom mounted	197.00	455.00
JT	Jamb track, pull side frame mounted	197.00	455.00
PT	Push track arm, push side soffit mounted	197.00	455.00
TDE	Track arm double egress, pull side frame mounted	276.00	NA
TH	Track arm with hold open, pull side door mounted	230.00	486.00
FTH	Flush track arm with hold open, push side transom mounted	230.00	486.00
JTH	Jamb track with hold open, pull side frame mounted	230.00	486.00
PTH	Push track arm with hold open, push side soffit mounted	230.00	486.00
TDEH	Track arm with hold open double egress, pull side frame mounted	307.00	NA
M8X30	Arm screw only (arm type determines screw)	5.70	NA
M8X16	Arm screw only (arm type determines screw)	5.70	NA
SNDTPK70	Standard self-drilling, self tapping and through bolts (replacement pack)	52.00	NA
MC70L or MC70R	Handed metal cover	60.00	201.00
LL70L / LL70R	Handed lead lined cover	189.00	339.00

SL6000

BEST Surface Door Closers

Series	Spring Size	Options	Arm	Cover Options	ACC Brackets	Fastners	ACC Plates	ACC Other	Finish
SL60	14	DA	ARP	SPC	Specify	SNDTPK	Specify	Specify	689

(Bold are standard selections; or specify from available options)

SL60	16 Adjustable size 1-6 to meet barrier-free ADA requirements 36 Adjustable size 3-6	DA Delayed action	ARP, ARJ, A80P, FH, FHP, FHJ, PH, PHP, DS, DST, SDS, SDST, IS, ISH, SIS, SISH, ISJ, ISJH, SISJ, SISJH, SPA, SPA/R, SPA/RCP, SPAT, T, FT, JT, PT, TDE, TH, FTH, JTH, PTH, PTH, TDEH, LA	SPC Sim Plastic	PD PFT PHB MJ P60	SNDTPK - Self-drilling, self-tapping, thru bolts 1 3/4" door with machine screws TX70 - Torx security screws	BP60 BP60T DP60 SL640C	AB60 BS BSHD NFHD FTHD BSNFHD	Painted 600 Primed 689 Aluminum 691 Dull bronze 693 Black 695 Dark duranodic bronze 696 Gold
------	--	-------------------	--	-----------------	-------------------------------	---	---------------------------------	--	--

SL60 359.00

Spring size	Description	Price
14	Adjustable size 1-4 to meet barrier-free ADA requirements	Incl.
36	Adjustable size 3-6	Incl.

Complete Unit Pricing

Item	Description	List Painted
ARP	Standard arm	359.00
ARJ	Top jamb-round form arm for 4 -8" reveal	352.00
A08P	Secured round form arm, tri-pack	360.00
FH	Friction hold open arm	426.00
FHP	Friction hold open arm, tri-pack	448.00
FHJ	Top jamb friction hold open arm for 4 -8" reveal	431.00
DS	Heavy duty parallel arm with stop	464.00
DST	Heavy duty parallel arm with hold open and stop	532.00
SDS	Heavy duty parallel arm with compression stop	675.00
SDST	Heavy duty parallel arm with hold open and compression stop	741.00
IS	Heavy duty regular/top jamb arm with stop	664.00
ISH	Heavy duty regular/top jamb arm with hold open and stop	731.00
SIS	Heavy duty regular/top jamb arm with compression stop	774.00
SISH	Heavy duty regular/top jamb arm with hold open and compression stop	843.00
ISJ	Heavy duty top jamb arm with stop for 3-1/2"-6-1/2" reveal	695.00
ISJH	Heavy duty top jamb arm with hold open and stop for 3-1/2"-6-1/2" reveal	770.00
SISJ	Heavy duty top jamb arm with compression stop for 3-1/2"-6-1/2" reveal	808.00
SISJH	Heavy duty top jamb arm with hold open and compression stop for 3-1/2"-6-1/2" reveal	881.00
SPA	Heavy duty parallel arm	412.00
SPAT	Heavy duty parallel arm with thumb-turn hold open	481.00
T	Track arm, pull side door mounted	431.00
FT	Flush track arm, push side transom mounted	431.00
JT	Jamb track, pull side frame mounted	431.00
PT	Push track arm, push side soffit mounted	431.00
TDE	Track arm double egress, pull side frame mounted (specify handing; size 3-6 only)	494.00
TH	Track arm with hold open, pull side door mounted	470.00
FTH	Flush track arm with hold open, push side transom mounted	470.00
JTH	Jamb track with hold open, pull side frame mounted	470.00
PTH	Push track arm with hold open, push side soffit mounted	470.00
TDEH	Track arm with hold open double egress, pull side frame mounted (specify handing; size 3-6 only)	528.00
LA	Less standard arm	Deduct 91.00

Body Add-On Options

Option	Category	Description	List Add
DA	Body	Delayed action	51.00

Cover Add-On Options

Option	Category	Description	List Add
SPC	Cover	Slim plastic cover	32.00

Accessory Bracket Add-On Options

Item	Category	Description	List Add Painted
PD	Bracket	PA bracket for non hold open arm applications to clear surface applied stop / holder	66.00
PFT	Bracket	PA bracket for hold open and non hold open applications to mount PFT bracket flush to transom	52.00
PHB	Bracket	PA bracket for friction hold open arm. Included w/ with FHP arm	32.00
MJ	Bracket	Mortised jamb bracket for reg mount non hold open applications where normal foot can't be used	45.00
P70	Bracket	Standard PA bracket for non hold open and plunger hold open applications. Included w/ ARP, AO8P & PHP arms	29.00

Fastener Add-On Options

Option	Category	Description	List Add
SNDTPK	Fastener	Self-drilling, self-tapping, thru bolts 1-3/4" door with machine screws	Incl.
TX70	Fastener	Torx security screws	51.00

Accessory Plate Add-On Options

Item	Category	Description	List Add Painted
BP60	Backplate	Backplate typically for TJ mount closer body w/ restricted ceiling clearance	97.00
BP60T	Backplate	Backplate for use 2" TJ mount closer with track arm application - pull side	97.00
DP60	Drop plate	Drop plate for PA mounted closer body to doors' top rail or TJ w/ restricted ceiling clearance	97.00

Accessory OTHER Add-On Options

Item	Category	Description	List Add Painted
AB60	Bracket	Angle bracket for PA and TJ mount where field conditions require to mount closer body to bracket	97.00
BS	Spacer	Blade stop spacer for PA mounted applications. Spacer fits against frame's stop	45.00
BSHD	Spacer	Blade stop spacer for HD PA mounted applications. Spacer fits against frame's stop	48.00
NFHD	Bracket	Angled narrow frame bracket to give support to HD PA arms. Used in conjunction with BSHD	45.00
FTHD	Bracket	Angled flush transom bracket for heavy duty PA applications where normal soffit conditions don't exist	69.00
BSNFHD	Kit	BSHD + NFHD kit	92.00

Custom/Designer Color Add-On Options

Option	Category	Description	List Add
RAL Custom Color	Finish	Custom painted finish selected from RAL color pallet book. (Per order; per color set up; net; no discount applied)	Net 169.00
RAL Custom Color	Finish	Per closer	Add 59.00
Designer Color	Finish	Designer painted finish color matched to supplied samples. (3x 2"x 3" samples required) (Per order; per color set up; net; no discount applied)	Net 382.00
Designer Color	Finish	Per closer	Add 59.00

SL6000 (Continued)

BEST Surface Door Closers

Body Package Less Arm

Item	Description	List Painted
SL6014LA	Adj 1-4 closer w/ SNDTPK	231.00
SL6036LA	Adj 3-6 closer w/ SNDTPK	231.00
SL6014DA LA	Adj 1-4 delayed action closer w/ SNDTPK	283.00
SL6036DA LA	Adj 3-6 delayed action closer w/ SNDTPK	283.00

Accessories

Item	Description	List Painted
ARP	Standard round form arm, tri-pack	131.00
ARJ	Top jamb round form arm for 4-8" reveal	125.00
AQ8P	Secured round form arm, tri-pack	137.00
FH	Friction hold open arm	188.00
FHP	Friction hold open arm, tri-pack	202.00
FHJ	Top jamb friction hold open arm for 4-8" reveal	197.00
DS	Heavy duty parallel arm with stop	222.00
DST	Heavy duty parallel arm with hold open and stop	287.00
SDS	Heavy duty parallel arm with compression stop	408.00
SDST	Heavy duty parallel arm with hold open and compression stop	473.00
IS	Heavy duty regular/top jamb arm with stop	399.00
ISH	Heavy duty regular/top jamb arm with hold open and stop	458.00
SIS	Heavy duty regular/top jamb arm with compression stop	497.00
SISH	Heavy duty regular/top jamb arm with hold open and compression stop	561.00
ISJ	Heavy duty top jamb arm with stop for 3-1/2"-6-1/2" reveal	430.00
ISJH	Heavy duty top jamb arm with hold open and stop for 3-1/2"-6-1/2" reveal	491.00
SISJ	Heavy duty top jamb arm with compression stop for 3-1/2"-6-1/2" reveal	529.00
SISJH	Heavy duty top jamb arm with hold open and compression stop for 3-1/2"-6-1/2" reveal	591.00
SPA	Heavy duty parallel arm	179.00
SPAT	Heavy duty parallel arm with thumb-turn hold open	240.00
T	Track arm, pull side door mounted	197.00
FT	Flush track arm, push side transom mounted	197.00
JT	Jamb track, pull side frame mounted	197.00
PT	Push track arm, push side soffit mounted	197.00
TDE	Track arm double egress, pull side frame mounted	276.00
TH	Track arm with hold open, pull side door mounted	230.00
FTH	Flush track arm with hold open, push side transom mounted	230.00
JTH	Jamb track with hold open, pull side frame mounted	230.00
PTH	Push track arm with hold open, push side soffit mounted	230.00
TDEH	Track arm with hold open double egress, pull side frame mounted	307.00
SL640C	Drop plate for PA mounted closer body to doors' top rail or TJ w/ restricted ceiling clearance for use w/ FPC cover	12.00
M8X30	Arm screw only (arm type determines screw)	5.70
M8X16	Arm screw only (arm type determines screw)	5.70
SNDTPK70	Standard self-drilling, self tapping and through bolts (replacement pack)	52.00

ED50LE

Low Energy Operators



7266003



7266004



7266005



7266006

The ED50LE low energy swing door operator is easy to install and is the perfect solution for touch-free access applications, offering a true manual door closer experience.

This medium-duty swing door operator can automate new or existing manual swing doors with a wave plate (RCI 946T, 950T Series; 910TC Series or 912 Series), or other "knowing act" device. The ED50LE combines advanced automatic power assist, minimal push forces (as low as ANSI size 1) and reliable closing. Outswing or inswing doors can be adapted for touch-free access with push or pull arms suited to a wide variety of door usage options.

ED50LE

Item	Description	Finish	List Price
7266003	34" Single Operator, PULL ARM	CL - Clear anodized	4,069.00
7266004	34" Single Operator, PULL ARM	DB - Dark bronze anodized	4,069.00
7266005	34" Single Operator, PUSH ARM	CL - Clear anodized	4,069.00
7266006	34" Single Operator, PUSH ARM	DB - Dark bronze anodized	4,069.00

ED100LE



7265853



7265854



7265855



7265856

The ED100LE low energy swing door operator is the perfect solution for touch free access applications, a versatile operator ideal for ADA-compliant applications.

This medium or heavy-duty swing door operator can automate new or existing manual swing doors with a wave plate (RCI 946T, 950T Series; 910TC Series or 912 Series) or other "knowing act" device. The ED100LE combines advanced power assist, reliable closing, and special firmware capabilities to help manage the combination of wind and building pressure. With a multitude of adjustable features, you have the flexibility to fine tune the operator to meet opening requirements.

ED100LE

Item	Description	Finish	List Price
7265853	34" Single Operator, PULL ARM	CL - Clear anodized	7,100.00
7265854	34" Single Operator, PULL ARM	DB - Dark bronze anodized	7,100.00
7265855	34" Single Operator, PUSH ARM	CL - Clear anodized	7,100.00
7265856	34" Single Operator, PUSH ARM	DB - Dark bronze anodized	7,100.00

D-4990 Series

Low Energy Operators



D-4990



D-4990T

Part Number	Description	Price
D-4990	PUSH Side Mount (includes arm assembly)	6,303.00
D-4990T	PULL Side Mount (includes arm assembly)	6,571.00

Arm Assemblies

Part Number	Description	Price
A45-501L	Used with D-4990 only	167.00
A45-507T	Used with D-4990T only	270.00

Low Energy Operator Weight

Part Number	Weight
D-4990	40lbs
D-4990T	

D-4990 Accessories



CL2216



CL2223



CL4163



CL2388

Part Number	Description	Price
PS490	Optional Power Supply 24VDC @ 0.5A	101.00

6" Round Stainless Steel Plate

CL2216	Handicap logo and Push-to-Open text	362.00
CL2220	6" round surface mount box	156.00
CL2223	6" round weather ring	34.00

4 3/4" Square Stainless Steel Plate

CL2102	Handicap logo and Push-to-Open text	340.00
CL2236	Square surface mount box	156.00

4 1/2" Square Stainless Steel Plate

CL4163	Handicap logo and Push-to-Open text	327.00
CL4638	Square surface mount box	156.00

Jamb Stainless Steel Plate

CL2055	Handicap logo and Push-to-Open text	268.00
CL2245	Surface mount box	52.00

Dual Push Plate "Vestibule Plate"

CL2388	Vestibule plate with text, logo and arrows	521.00
--------	--	--------

D-4990 Series (Continued)

Low Energy Operators



CL2025



CL4490



CL4485



CL2247

Part Number	Description	Price
Touchless Push Plates		
CL2025	Touchless push plate fits single/double gang box	540.00
Radio Control 433 Transmitters / 433 Receiver		
CL4490	Digital transmitter 433MHz w/flag conn 9v battery (1 button)	355.00
CL4485	433 MHz digital receiver	388.00
Push Plate Posts		
CL2248	Silver - mounting post for stainless steel push plates*	727.00
CL2247	Black - mounting post for stainless steel push plates*	702.00
CL2249	Bronze - mounting post for stainless steel push plates*	727.00
*For use with 4 1/2" square plates part # CL4163		
Push Plate Packages		
CL4976	Includes (2) CL4163 Text & Logo plates, (2) CL4638 boxes, (2) CL4490 (9volt) Transmitters, (1) CL4485 Receiver	1,977.00
CL4977	Includes (2) CL4163 Text & Logo plates, (2) CL4638 boxes, HARD WIRED SOLUTION ONLY	934.00
CL4980	Includes (2) CL2102 Text & Logo plates, (2) CL2236 boxes, (2) CL4490 (9 volt) Transmitters, (1) CL4485 Receiver	1,975.00
CL4981	Includes (2) CL2102 Text & Logo plates, (2) CL2236 boxes, HARD WIRED SOLUTION ONLY	934.00
CL4990	Includes (2) CL2216 Text & Logo Plates, (2) CL220 boxes, (2) CL4490 (9 volt) Transmitters, (1) CL4485 Receiver	2,017.00
CL4991	Includes (2) CL2216 Text & Logo Plates, (2) CL220 boxes, HARD WIRED SOLUTION ONLY	692.00

How To Order – EHD9000 -- AVB body; PC90 Cover and SNDTPK90 Fasteners ship automatically unless other options are specified in nomenclature:

EHD90 16		AF90P		Specify		Specify		Specify		689	
Model	Spring	Body Option	Arm	Accessory Brackets	Cover Options	Fasteners	Accessory Plates	Other Accessories	Available Finish		
EHD90	16 Adjustable size 1-6 +50% power over size 6 to meet PT4C and barrier-free ADA requirements	DA AVB - Combination DA + AVB Standard select is AVB (Advanced variable backcheck)	AF90P, AF90J, AF90, FH90, FHP90, FHJ90, PH90, PHP90, DS90, DST90, SDS90, SDST90, IS90, ISH90, SIS90, SISH90, ISJ90, ISJH90, SISJ90, SISJH90, SPA90, SPAT90, T90, FT90, JT90, PT90, TDE90L, TDE90R, TH90, FTH90, JTH90, PTH90, TDEH90L, TDEH90R, LA	PFT90, PD90, PHB90, MJ90, P90	MC90 - Metal lined LL90 - Lead lined Standard select is PC90 (plastic)	TX90 - Torx security screws Standard select is SNDTPK90 (Self-drilling & tapping, thru bolts 1-3/4" door with machine screws)	BP90, DB90	AB90, NFHD90, FTHD90, BSHD90, BSNFHD90	Painted 600 Primed 689 Aluminum 691 Dull bronze 693 Black 695 Dark duranodic bronze 696 Gold	Plated: 605 Polished brass 606 Satin brass 611 Polished bronze 612 Satin bronze 613 Oxidized satin oil-rubbed bronze 618 Polished nickel 619 Satin nickel 625 Polished chrome 626 Satin chrome 630 Satin stainless	
EHD90										697.00	

Spring size	Description	Price
16	Adjustable size 1-6 +50% power over size 6 to meet PT4C and barrier-free ADA requirements	Incl

Complete Unit Pricing

Arm Option	Description	List Painted	List Plated
AF90P	Standard flat form arm, tri-pack	697.00	1244.00
AF90J	Top jamb flat form arm for 4-8" reveal	693.00	1240.00
AF90	Regular or top jamb flat form arm for to 4" reveals	691.00	1238.00
FH90	Friction hold open arm	748.00	NA
FHP90	Friction hold open arm, tri-pack	759.00	NA
FHJ90	Top jamb friction hold open arm for 4-8" reveal	752.00	NA
PH90	Regular/Top jamb plunger hold open arm	909.00	1307.00
PHP90	Parallel/Top jamb plunger hold open arm	913.00	1404.00
DS90	Heavy duty parallel arm with stop	783.00	1266.00
DST90	Heavy duty parallel arm with hold open and stop	851.00	1388.00
SDS90	Heavy duty parallel arm with compression stop	998.00	1666.00
SDST90	Heavy duty parallel arm with hold open and compression stop	1063.00	1738.00
IS90	Heavy duty regular/top jamb arm with stop	1021.00	1490.00
ISH90	Heavy duty regular/top jamb arm with hold open and stop	1043.00	NA
SIS90	Heavy duty regular/top jamb arm with compression stop	1043.00	1694.00
SISH90	Heavy duty regular/top jamb arm with hold open and compression stop	1211.00	NA
ISJ90	Heavy duty top jamb arm with stop for 3-1/2"-6-1/2" reveal	1058.00	1518.00
ISJH90	Heavy duty top jamb arm with hold open and stop for 3-1/2"-6-1/2" reveal	1128.00	NA
SISJ90	Heavy duty top jamb arm with compression stop for 3-1/2"-6-1/2" reveal	1173.00	1726.00
SISJH90	Heavy duty top jamb arm with hold open and compression stop for 3-1/2"-6-1/2" reveal	1243.00	NA
SPA90	Heavy duty parallel arm	735.00	1268.00
SPAT90	Heavy duty parallel arm with thumb-turn hold open	802.00	1266.00
T90	Track arm, pull side door mounted	752.00	1268.00
FT90	Flush track arm, push side transom mounted	752.00	1268.00
JT90	Jamb track, pull side frame mounted	752.00	1268.00
PT90	Push track arm, push side soffit mounted	752.00	1268.00
TDE90L	Track arm double egress, pull side frame mounted, left handed	878.00	NA
TDE90R	Track arm double egress, pull side frame mounted, right handed	878.00	NA
TH90	Track arm with hold open, pull side door mounted	786.00	1303.00
FTH90	Flush track arm with hold open, push side transom mounted	786.00	1303.00
JTH90	Jamb track with hold open, pull side frame mounted	786.00	1303.00
PTH90	Push track arm with hold open, push side soffit mounted	786.00	1303.00
TDEH90L	Track arm with hold open double egress, pull side frame mounted, left handed	912.00	NA
TDEH90R	Track arm with hold open double egress, pull side frame mounted, right handed	912.00	NA

Body Add-On Options

Option	Category	Description	List Add
AVB	Body	AVB body ships automatically unless other option is specified in nomenclature	Incl
DA AVB	Body	Combination of both DA + AVB - must be specified in nomenclature	Add 49.00

Cover Add-On Options

Option	Category	Description	List Add
PC90	Cover	Full size plastic cover ships automatically unless other option is specified in nomenclature	Incl
MC90	Cover	Metal cover non-handed (removable mouse hole)	Add 56.00
LL90	Cover	Lead lined cover non-handed (removable mouse hole)	Add 83.00

Accessories Bracket Add-On Options

Item	Category	Description	List Add Painted	List Add Plated
PD90		PA bracket for non hold open arm applications to clear surface applied stop / holder	60.00	128.00
PFT90		PA bracket for hold open and non hold open applications to mount PFT bracket flush to transom	46.00	122.00
PHB90		PA bracket for friction hold open arm. Included w/ with FHP arm	28.00	109.00
P90		PA bracket for non hold open arm applications	46.00	122.00
FTHD90		Angled flush transom bracket for heavy duty PA applications where normal soffit conditions don't exist	63.00	NA
MJ90		Mortised jamb bracket for reg mount non hold open applications where normal foot can't be used	40.00	NA

Fastener Add-On Options

Option	Category	Description	List Add
SNDTPK90	Fastener	SNDTPK90 ships automatically unless other option is specified in nomenclature	Incl.
TX90	Fastener	Torx security screws	Add 49.00

Accessory Plate Add-On Options

Item	Category	Description	List Add Painted	List Add Plated
BP90	Backplate	Backplate typically for TJ mount closer body w/ restricted ceiling clearance	85.00	NA
DP90	Drop plate	Drop plate for PA mounted closer body to doors' top rail or TJ w/ restricted ceiling clearance	85.00	NA

Accessories

Item	Category	Description	List Add Painted	List Add Plated
AB90	Bracket	Angle bracket for PA and TJ mount where field conditions require to mount closer body to bracket	85.00	NA
BSHD90	Spacer	Blade stop spacer for HD PA mounted applications. Spacer fits against frame's stop	41.00	NA
NFHD90	Bracket	Angled narrow frame bracket to give support to HD PA arms. Used in conjunction with BSHD	40.00	116.00
BSNFHD90	Kit	BSHD90 + NFHD90 kit	81.00	NA

Custom /Designer Colour Add-On Options

Option	Category	Description	List Add
RAL Custom Color	Finish	Custom painted finish selected from RAL color pallet book. (Per order; per color set up, net; no discount applied)	Net 143.00
RAL Custom Color	Finish	Per closer	Add 50.00
Designer Color	Finish	Designer painted finish color matched to supplied samples. (3"x 2"x 3" samples required) (Per order; per color set up, net; no discount applied)	Net 325.00
Designer Color	Finish	Per closer	Add 50.00

Body Package Less Arm

Item	Description	List Painted	List Plated
EHD9016 LA	Adj 1-6 +50% power advanced variable backcheck closer AVB with/ PC90 cover & SNDTPK90	568.00	941.00
EHD9016 DA AVB LA	Adj 1-6 +50% power delayed action, advanced variable backcheck closer w/ PC90 cover SNDTPK90	616.00	990.00

Accessories

Item	Description	List Add Painted	List Add Plated
AF90P	Standard flat form arm, tri-pack	151.00	349.00
AF90J	Top jamb flat form arm for 4-8" reveal	143.00	261.00
AF90	Regular or top jamb flat form arm for 4" reveals	141.00	258.00
FH90	Friction hold open arm	178.00	NA
FHP90	Friction hold open arm, tri-pack	191.00	NA
FHJ90	Top jamb friction hold open arm for 4-8" reveal	184.00	NA

Accessories

Item	Description	List Add Painted	List Add Plated
PH90	Regular/Top jamb plunger hold open arm	281.00	500.00
PHP90	Parallel/Top jamb plunger hold open arm	286.00	609.00
DS90	Heavy duty parallel arm with stop	210.00	396.00
DST90	Heavy duty parallel arm with hold open and stop	269.00	453.00
SDS90	Heavy duty parallel arm with compression stop	384.00	534.00
SDST90	Heavy duty parallel arm with hold open and compression stop	446.00	593.00
IS90	Heavy duty regular/top jamb arm with stop	376.00	604.00
ISH90	Heavy duty regular/top jamb arm with hold open and stop	432.00	NA
SIS90	Heavy duty regular/top jamb arm with compression stop	469.00	738.00
SISH90	Heavy duty regular/top jamb arm with hold open and compression stop	528.00	NA
ISJ90	Heavy duty top jamb arm with stop for 3-1/2"-6-1/2" reveal	406.00	628.00
ISJH90	Heavy duty top jamb arm with hold open and stop for 3-1/2"-6-1/2" reveal	462.00	NA
SISJ90	Heavy duty top jamb arm with compression stop for 3-1/2"-6-1/2" reveal	499.00	605.00
SISJH90	Heavy duty top jamb arm with hold open and compression stop for 3-1/2"-6-1/2" reveal	557.00	NA
SPA90	Heavy duty parallel arm	168.00	352.00
SPAT90	Heavy duty parallel arm with thumb-turn hold open	227.00	410.00
T90	Track arm, pull side door mounted	184.00	428.00
FT90	Flush track arm, push side transom mounted	184.00	428.00
JT90	Jamb track, pull side frame mounted	184.00	428.00
PT90	Push track arm, push side soffit mounted	184.00	428.00
TDE90L	Track arm double egress, pull side frame mounted, left handed	261.00	NA
TDE90R	Track arm double egress, pull side frame mounted, right handed	261.00	NA
TH90	Track arm with hold open, pull side door mounted	215.00	458.00
FTH90	Flush track arm with hold open, push side transom mounted	215.00	458.00
JTH90	Jamb track with hold open, pull side frame mounted	215.00	458.00
PTH90	Push track arm with hold open, push side soffit mounted	215.00	458.00
TDEH90L	Track arm with hold open double egress, pull side frame mounted, left handed	289.00	NA
TDEH90R	Track arm with hold open double egress, pull side frame mounted, right handed	289.00	NA
M8X30	Arm screw only (arm type determines screw)	6.00	NA
M8X16	Arm screw only (arm type determines screw)	6.00	NA
SNDTPK90	Standard self-drilling, self tapping and through bolts (replacement pack)	46.00	NA

Quoting & Ordering

Price quotations are based on one (1) shipment to one (1) location, and are valid as identified in the quote but in no case longer than one year from the date of the quote. All exceptions will be evaluated on an individual basis.

All quotation requests will be provided by the dormakaba USA Inc. ("dormakaba USA") Representative where the project is located.

QUOTING PROCESS AND PROCEDURES: The following information is necessary to secure a price quotation from dormakaba USA.

- Distributor Name
- Distributor Location
- Distributor Contact Name and Phone Number
- Distributor e-mail contact
- Project Name
- Project Location
- Bid Date
- Architects Name, Phone Number and Architects Location
- Specification Writer Name, Phone Number and Location
- Competitive Influence / Specification

Every attempt will be made by dormakaba USA to provide the price quotation in a timely manner. Upon completion, you will receive a copy of the quotation which will also include a valid quotation number. Once the project is secured, a copy of the quotation must accompany your purchase order and be forwarded to dormakaba USA Customer Service Department in Indianapolis for processing.

NON-STANDARD PRODUCT REQUEST: Please contact your dormakaba USA Representative to complete a Non-Standard Product Request Form.

All requests should be submitted to the following email address:
Email: product.request.us@dormakaba.com

Upon receipt of a special order request, dormakaba USA will review the configuration and determine if dormakaba USA is capable of making the special order product and will provide a response to the customer. If dormakaba USA is able to make the special order product, dormakaba USA will provide a specific sku/configuration to the customer for the special order product. This sku/configuration must be identified on all Purchase Orders. In addition, the Purchase Order must be marked as a "Special Order".

ORDERING: The following information is required for dormakaba USA to successfully process any order:

- Itemized Purchase Order (PO)
- dormakaba USA Approved Quote

Please send all orders to BAS-orderentry.us@dormakaba.com or by fax to 877-835-1030

NOTE: For detailed information on how to place an order for dormakaba USA products as well as BEST masterkey services please see the detailed section regarding "Best Ordering".

ADD ON ORDERS FOR QUOTED PROJECTS: To place an add-on order from a quoted project the Distributor must include the original quote, PO number and/or dormakaba USA's original order number. Add-On orders will be accepted for a period one (1) year from the original order date. Add-On orders received that are outside of the aforementioned period will be forwarded to the dormakaba USA Representative for re-quote.

STOCKING ORDERS: All orders for stock replenishment should be marked as "Stock" and indicate a "Ship To" address that coincides with the stocking Distributor warehouse location.

INCOMPLETE ORDER PROCESS: All orders are screened upon receipt for complete information. If an order is received incomplete, dormakaba USA Customer Service will make one (1) attempt to contact a Distributor directly for the missing requirements. If the information is not made available to dormakaba USA at that time the order will be referred to the local dormakaba USA Representative for resolution. All incomplete orders will be cancelled if not resolved after fourteen (14) calendar days.

PRICE DISCREPANCY PROCESS: All entered orders are reviewed by dormakaba USA Customer Service for accuracy and pricing consistency between the Distributor and dormakaba USA. Any order determined by dormakaba USA, in its sole and absolute discretion, to have a value greater than the Total Price shown on the Distributor purchase order will be held by dormakaba USA for a Price Discrepancy. dormakaba USA quotes are also reviewed to ensure that they are complete, approved, and match the PO. Due to pricing sensitivity, all price discrepancies must be resolved exclusively by your dormakaba USA Representative.

ORDER CANCELLATION/CHANGES: All requests for Order Cancellations and Changes (Quantity, Shipping, Finish, Function, etc) should be sent directly to dormakaba USA Customer Service. Requests via phone will be accepted, but must be accompanied by a written request. Factory Order Number, PO Number, Account Info, and Detailed Changes must be clearly indicated. Change requests can be submitted via the following methods:

Email: BAS-cshelp.us@dormakaba.com
Fax: 1-877-835-1030

All order cancellations or changes will be subject to a cancellation fee as defined in dormakaba USA's Terms and Conditions of Sale.

PRODUCTION SCHEDULING AND "DO NOT SHIP BEFORE" REQUESTS: All orders are scheduled for production and shipping based on current production lead times and availability. Scheduling is completed only when an order is released from both credit and pricing review.

Exceptions to this policy are made only when the PO is clearly marked: "Do Not Ship Before" followed by the date. (Required Date, Expected Date, etc. do not apply) These orders will be scheduled to ship on or after the date listed.

Changes to "Do Not Ship Before" dates are required in writing and should be sent to: BAS-cshelp.us@dormakaba.com.

Be advised, orders not clearly marked with a "Do Not Ship Before" designation will be payable within normal terms from the actual shipment date.

EXPEDITE REQUESTS:

- Expedite requests will be reviewed and accommodated by dormakaba USA based on production lead times and availability.
Email: BAS-expediterequest.us@dormakaba.com
- See the then current dormakaba USA Quick Ship Program for details.

WHOLESALE PURCHASE: Distributors are also free to utilize dormakaba USA's Authorized Wholesalers to purchase product. dormakaba USA does not make any guarantee of availability or pricing for purchases from an Authorized Wholesaler and the discounts afforded to Distributor by dormakaba USA shall not apply to purchases from an Authorized Wholesaler. The terms and conditions and price of product shall be as mutually agreed between Distributor and Wholesaler.

BEST Ordering

ORDER ENTRY REQUIREMENTS: The following information is required for dormakaba USA Inc. ("dormakaba USA") to successfully process an order for dormakaba USA Best Products:

Orders Requiring Factory Master Key Services:

- Itemized Purchase Order (PO)
- Completed Keying Request Information Form
- Hardware Schedule in support of a construction project
- dormakaba USA Approved Quote

Orders NOT Requiring Factory Master Key Services:

- Purchase Order
- General Contractor information (City/State/Zip)
- dormakaba USA Approved Quote

KEYING SYSTEM ORDERS: All orders of keying systems specifying delayed fulfillment must be fulfilled within twelve (12) months of the order date. Said request for fulfillment must include complete keying instructions for the order to be acknowledged with an estimated delivery date. Failure to properly request fulfillment of the order within twelve (12) months of the order date will make the order void and nonrefundable.

Pricing for all new construction key operated locks include the following:

- Combined or uncombined permanent cores will be provided with 2 keys per core.
- "Core only" orders will be provided with 2 keys per core.

Pricing for all retrofit key operated locks include the following:

- Combined cores will be provided with 1 key per core.
- Uncombined cores will be provided with 0 keys. All keys will need to be purchased separately.

All new purchase orders should be e-mailed to your local dormakaba USA Representative or BAS-orderentry.us@dormakaba.com.

HARDWARE SCHEDULE & NEW CONSTRUCTION PROJECT ORDERS: A hardware schedule should be submitted for all new construction projects. A hardware schedule is a listing of all builders hardware items related to a particular construction job. It is approved by the architect (or an entity performing that function). A hardware schedule of Best products is one in which the material ordered is compatible for installation as required in the schedule. Remember complete door schedules include door number, door location, and type of hardware. An example of a preferred hardware schedule format is illustrated below:

Project Sample			
Hardware Set 01			
1	SGL DOOR 101A	CORRIDOR 100 FROM CLASSROOM 101	90 DEG RHR
		3/0 x 7/0 x 1-3/4 HMF x SWD	
3	HINGES	FBF179 4.5 x 4.5	852
1	CLASSROOM LOCKSET	93K 7 R 14D S3 STD	828
1	CLOSER	D-4551 CS	689
1	KICKPLATE	8" x 34" x .050	630
3	MUTES		GREY

COMBINATED CORE ONLY ORDERS: All Core-Only orders, in an amount of 25 cores or more, require a Hardware Schedule, Keying Request Information Form, and Itemized Purchase Order (PO).

LESS CORE LOCK ORDERS PURCHASED DIRECTLY FROM dormakaba USA: Less core lock orders generally apply to orders where the end user is providing their own permanent cores.

CABINET LOCK ORDERS:

The following information must be provided for Cabinet Lock Orders:

- End User Name
- End User Address Information (Street/City/State/Zip)
- End User Phone
- End User Fax and/or e-mail

DISTRIBUTOR PERMANENT KEYING

POLICY: Locks when ordered for construction projects to include "Final Keying" will be provided to Distributor with construction core access, whereby plastic thumb turns are supplied for use during construction. Additionally, brass construction cores can be purchased by the Distributor, upon request, to secure exterior doors or special interior doors.

The permanent masterkeyed cores are shipped directly to the end user upon written approval of the final keying. It is the responsibility of the Distributor to collect all temporary construction cores after use.

PROCESS:

- 1) Distributor places complete order with dormakaba USA Customer Service, Indianapolis
- 2) Distributor, KSS, and End User Consultant (EUC) receive acknowledgement of order with expected ship date.
- 3) KSS/Distributor contacts the end user within a reasonable period of time after receipt of purchase order or acknowledgment to begin the permanent keying process.
- 4) KSS/Distributor works with end user to define keying requirements.
- 5) Once keying requirements are finalized and approved, production of cores and keys begins.
- 6) Cores and keys are shipped to end user or end user delegate (NOTE: Unless special arrangements are made the end user is responsible for permanent core installation).

Complete Order Checklist

- PO Number
- Hardware Schedule
- Completed Keying Request Information Form

The KSS/Distributor works directly with the end user to acquire keying instructions for the permanent masterkeyed cores and keys, including both new system design and existing system expansion, according to the project requirements. The KSS/Distributor also manages the process from keying instructions to delivery and can serve as a point of contact for information on the progress of permanent core/key delivery completion.

BEST Ordering (continued)

SERVICE DELIVERY:

Permanent Core delivery is contingent upon several factors such as:

- The negotiated delivery dates as determined between the end user, Distributor and dormakaba USA during the keying review and design processes;
- End user's written approval of the keying instructions;
- Size and complexity of the keying system being produced; and
- dormakaba USA's receipt of payment from the Distributor.

GENERAL:

- Remember to furnish door and location information for all "tag-in" orders (add-ons to initial project orders).
- If you have advanced knowledge that your project will be phased and require multiple orders from dormakaba USA, please include these in your order.
- A master hardware schedule for phased projects is always preferred.

CONSTRUCTION CORE ORDERS

All keyed locks shipped from dormakaba USA for new construction projects in which cores have been ordered will receive disposable black plastic (non-keyed) construction cores at no additional charge.

Disposable black plastic cores for less-core orders may be purchased separately for \$2.00 net.

Standard brass (keyed-alike) construction cores may be purchased for a net price of \$9.90 each.

No further discount will be applied.

Brass construction cores shall be 7-pin, A keyway and have a GREEN face.

Brass construction cores are shipped with one operating key per ten (10) cores or less and one control key per twenty (20) cores or less; additional keys may be purchased for \$7.40 list.

Construction cores do not have the degree of security that the owner's permanent masterkeyed cores provide. Construction cores are used for controlling access to premises during construction and ARE NOT INTENDED FOR USE WHEN PREMISES ARE OCCUPIED OR FURNISHED IN ANY MANNER.

Construction Cores and Keys

Part Number:	Description	Net price each (if purchased separately)
7181139	Disposable Core (Black Plastic)	\$2.00 Net
7190246 (5c)	Standard Brass Keyed Alike 5c construction Core – Green Face	\$9.90 Net
7186163 (6p)	Standard Brass Keyed Alike 6 pin construction Core – Green Face	\$9.90 Net
7190224 (7p)	Standard Brass Keyed Alike 7 pin construction Core – Green Face	\$9.90 Net
7148872	Additional Operating Key	\$7.40 List
7147449	Additional Control Key	\$7.40 List

*No further discounting on Construction Core Net Pricing

RETURN OF CONSTRUCTION CORES: Brass construction cores may be returned for \$3.20 credit per re-usable core to be applied toward the next purchase. A Returned Goods Authorization (RGA) must be obtained and accompany the returned material.

dormakaba USA is not responsible for collection or return of construction cores.

BEST PINS: Best pins shall be used solely in combination with Best Core products. Use of other pins may void any associated product warranty and may result in termination of the Distributor's agreement with dormakaba USA, in dormakaba USA's sole discretion.

Returned Authorization (RA)

RA REQUESTS: A Return Authorization Form ("RA") must be utilized to return defective products still under warranty or products deemed repairable by dormakaba USA Inc. ("dormakaba USA"). All products returned to dormakaba USA must have a correct Return Authorization (RA) number applied to the outside of the shipping carton. All products must be returned within sixty (60) calendar days of RA issue date. This process can take up to seven (7) days after product is received at dormakaba USA's factory. If a defective product presents a security risk, an advance replacement may be requested.

RA PROCESS: Requests for warranty related returns can be initiated by submitting an e-mail to **BAS-rgacreditgrp.us@dormakaba.com**.

The RA Request Form must be completed entirely to process an RA. The following information will be needed:

- End User Name
- Account Number
- Contact Name
- Phone Number
- Purchaser Order Number
- Sales Order Number
- Item Number
- Item Quantity
- Description of the Problem

1. Upon review and approval of the submitted RA request, a claim number is logged and provided back to the requestor by a dormakaba USA Team member.
2. Once a claim number is issued, this number should be noted on all references and communications regarding the applicable situation to ensure a claim is easily identified.
3. Defective product should be returned to the address below. The shipment must be marked with the approved RA claim number to ensure prompt processing and attention. All shipping charges prepaid by customer.

dormakaba USA Inc.
Attn: Returns Department
6161 East 75th Street
Indianapolis, IN 46250

4. When material is received at dormakaba USA's factory, dormakaba USA will assess and determine the nature of the defect.
6. Defective goods are replaced upon dormakaba USA's determination.
6. Credit for material and freight is issued only if deemed appropriate by dormakaba USA. If approved, credit is initiated and a credit memo is mailed to the Distributor within fifteen (15) business days.

PURCHASE ORDERS:

A Purchase Order (PO) will be required if the Product is:

1. Defective and not under warranty, or
2. An advance replacement is required without verification of whether the product is defective and under warranty.

Please send Purchase Orders to the following:

- Preferred Method e-mail:
BAS-rgacreditgrp.us@dormakaba.com
- Fax: 1-877-835-1030

Returned Authorization (RA) Non-Warranty

RA POLICY: A Return Authorization Form ("RA") must be utilized to return products that are not defective and otherwise in a resalable condition. Only goods with an invoice date of less than one (1) year will be considered for a non-warranty related return. All materials returned to dormakaba USA Inc. ("dormakaba USA") for any reason (other than warranty), must have a correct RA number applied to the outside of the shipping carton. A standard re-stocking charge (of the purchase price) will be applied to the Distributor's account for orders returned, including orders that were placed by customer in error. Transportation charges of returned goods must be prepaid by the Distributor. All goods must be returned within sixty (60) calendar days of RA issue date. All goods must be returned in original packaging and be in resalable condition. Product not returned in saleable condition is subject to disposal by dormakaba USA with no credit issued. Commercial Hardware items that are special made to order items will not be returned under any circumstances.

RA PROCESS: Requests for non-warranty related returns can be initiated by submitting an e-mail to BAS-rgacreditgrp.us@dormakaba.com.

The RA Request Form must be completed entirely to process an RA. The following information will be needed:

- Company Name
 - Account Number
 - Contact Name
 - Purchaser Order Number
 - Sales Order Number
 - Item Number
 - Item Quantity
 - Phone Number
 - Description of the Problem
1. Upon review and approval of the submitted RA request, a claim number is logged and provided back to the requestor by a dormakaba USA Team member:
 2. Once a claim number is issued, this number should be noted on all references and communications concerning said RA.
 3. Product should be returned to the address below. The shipment must be marked with the approved RA claim number to ensure prompt processing and attention. All shipping charges prepaid by customer.

dormakaba USA Inc.
Attn: Returns Department
6161 East 75th Street
Indianapolis, IN 46250
 4. The RA will be processed once material is received at dormakaba USA's factory provided it is received in its original packaging and is in saleable condition.
 5. Credit is issued to the Distributor account and a credit memo is mailed to the Distributor.

Fulfillment Issues

Any quality issues (missing parts, wrong parts, handling, finish, etc) should be submitted electronically to: BAS-rgacreditgrp.us@dormakaba.com or your Local dormakaba USA Representative.

Please reference your original Purchase Order (PO) Number, Factory Order Number, Distributor Account, Contact Information (E-mail/Fax), and include a detailed description of the issue.

1) ITEMS MISSING FROM A SHIPMENT: If you have signed your shipment short, dormakaba USA Customer Service will promptly issue a No Charge replacement order for the missing products.

If the shipment was not signed short but after review, dormakaba USA Customer Service determines (based on shipping weights, packing lists, etc) that the order was indeed shipped short, a No Charge replacement will be issued.

If dormakaba USA Customer Service cannot verify a shipping error, an advance replacement order will be entered, charged, and expedited to the Distributor. The quality issue will be forwarded to the Return Authorization Credit Group for resolution.

If it is determined that the item was omitted from the order due to a dormakaba USA order entry error, a change order will be entered and expedited for the missing products.

Please see price book for further detail.

2) WRONG ITEMS RECEIVED (parts, handling, function, finish, etc):
Advanced replacements will be issued for any wrong items received. **Such orders will be charged based on pricing/discounts from the original order.** The issue will be forwarded to dormakaba USA's Return Authorization Credit Group for resolution.

Any quality issue that is determined to be either a dormakaba USA order entry and/or manufacturing error will have an advanced replacement order entered and will be expedited. An RA will be issued to return the incorrect products. No re-stock fee will apply for dormakaba USA order entry and/or manufacturing errors.

Keying Request Information Form

CUSTOMER
NUMBER:

**MUST BE SUBMITTED WITH COMPLETE INFORMATION,
INCLUDING P.O. & HARDWARE SCHEDULE**

Quote #: _____ Discount %: _____
If received
Distributor P.O. #: _____ Price List: _____

REQUIRED INFORMATION REGARDING dormakaba USA Inc. DISTRIBUTOR

Distributor: _____
Distributor Account #: _____
Project Manager: _____
Project Manager Mobile: _____ Project Manager E-mail: _____
Address: _____
City, State, Zip: _____
Phone: _____ Fax: _____

REQUIRED INFORMATION REGARDING PROJECT CONTRACTOR

Contractor: _____
Job Name*: _____
Contact Person: _____
Contact Mobile*: _____ Contact E-mail*: _____

REQUIRED INFORMATION REGARDING THE END USER

Company*: _____
Contact Person*: _____
Contact E-mail*: _____ Contact Phone #*: _____
School Name (if applicable): _____
School District (if applicable): _____
Permanent Core Due Date*: _____
Building Turnover Date: _____
Project Address*: _____
City, State, Zip*: _____
Phone*: _____ Fax: _____

Masterkey Account #: _____
Keyway: _____

NOTE: Failure to provide complete and accurate end user information will result in delays in processing and supply of permanent core and key orders.
Failure to include this form with your order and the hardware schedule may result in the order being processed "less core".
*REQUIRED Field

Dormakaba BEST® Patented Masterkey System Security Authorization Form

The purpose of this form is for the end user to designate representatives who are authorized to place an order for dormakaba BEST® patented cores or keys and to confirm the correct shipping address for dormakaba BEST® Patented product. It is the responsibility of the Distributor to ensure that the end user completes a Security Authorization Form and submits it to dormakaba with each order and applies to this Purchase only.

The dormakaba BEST® Patented Masterkey System provides a higher level of protection against unauthorized key duplication and crossovers. To help ensure that dormakaba BEST® patented cores and keys do not end up in the possession of unauthorized personnel, dormakaba will only authorize sales and shipment of dormakaba BEST® patented cores and keys to the individuals noted on this form. Please complete this form carefully as dormakaba and/or its Authorized Distributor will strictly adhere to this information.

END USER:

End User Company Name

Account Number

SECURITY AUTHORIZED PERSONNEL: Please provide the names of all security personnel who are authorized to place purchase orders for End User's dormakaba BEST® Patented Masterkey Systems.

1.

Name

Street Address

Title

City, State, Zip

Phone Number

E-mail Address

Date

Signature

2.

Name

Street Address

Title

City, State, Zip

Phone Number

E-mail Address

Date

Signature

3.

Name

Street Address

Title

City, State, Zip

Phone Number

E-mail Address

Date

Signature

Dormakaba BEST® Patented Masterkey System Security Authorization Form (cont.)

AUTHORIZED DISTRIBUTOR: Please insert the name below of the Authorized Distributor that you that you assign and authorize to place orders for dormakaba BEST® Patented Product on your behalf.

1. _____
 Name Street Address

 Title City, State, Zip

 Phone Number E-mail Address

 Date Signature

SHIPPING ADDRESS: Please provide the address where you would like all dormakaba BEST® Patented Product shipped.

 Department

 Street Address

 City, State, Zip

ACCEPTABLE METHOD FOR PLACING ORDERS: please identify below the method that you authorize for placement of orders for dormakaba BEST® Patented Product.

- Signature Verification** – dormakaba may only accept purchase orders that have been signed by one of the individuals designated on this form by the End User. dormakaba will verify that the signatures match before initiating activity on the order. dormakaba will not initiate activity until the original P.O. has been received.
- Email Verification** – dormakaba may accept electronic purchase orders from the email accounts designated on this form by the End User. dormakaba will verify that the email account sending the purchase order has been designated as an authorized purchaser. Purchase orders received from accounts not listed will not be accepted.
- Fax Verification** – dormakaba may accept purchase orders via fax from one of the individuals designated on this form by the End User. dormakaba will verify that the individual placing the order has been designated as an authorized purchaser.

dormakaba BEST® MASTERKEY CODE & MASTERKEY SERVICE POLICY: In accordance with the dormakaba BEST® Masterkey Code and Masterkey Service Policy, all dormakaba BEST® Patented Masterkey Codes and combinations are available for distribution solely to end users and select Authorized Distributors. To assist in reducing the possibility of duplication within a dormakaba BEST® Patented Masterkey System and ensure security, all dormakaba BEST® Patented Masterkey Code extensions and next in series codes should be made or approved by dormakaba Masterkey personnel and/or the Distributors that have been authorized by dormakaba to have access to dormakaba BEST® Patented Masterkey Codes, un-combinated cores and key blanks. Duplication or release of dormakaba Patented BEST® Masterkey Codes to non-authorized people or organizations, including, but not limited to, unauthorized distributors, wholesalers, private locksmiths, other lock manufacturers, architects, or contractors violates dormakaba's ownership rights and is strictly prohibited.

By signing below, End User acknowledges that 1) the information provided above is accurate and correct and 2) that any unauthorized use including, but not limited to, the transmission or dissemination of dormakaba BEST® Patented Masterkey Codes, without the express written consent of dormakaba is strictly prohibited.

End User Signature: _____

Title*: _____ Date: _____

Return Authorization Form Request

- Return for Replacement Return for Credit

Date of Request: _____
 Original Order: _____
 Date of Request: _____
 Original P.O.: _____
 Invoice #: _____
 Customer Name: _____
 Account Number: _____
 Address: _____
 City: _____
 State: _____ Zip: _____
 Contact Name: _____
 E-mail: _____
 Phone: _____

NATURE OF PROBLEM

- Manufacturing Defect
- Warranty Evaluation
- Missing Parts
- Wrong Material Received
- Wrong Material Ordered
- Wrong Quantity
- Return Inventory
- Other: _____

NOTE: All returns shall be subject to dormakaba USA Inc.'s current Terms of Sale and Warranty as outlined in the price catalog.

- Ship Replacement Material to Address Above Ship Replacement Material to Address on Order

DETAILED DESCRIPTION OF DEFECT OR REASON FOR RETURN

RETURN MATERIAL			
Line Item #	Quantity	Product Nomenclature	Product Description
Please e-mail completed form to BAS-rgacreditgrp.us@dormakaba.com or Fax to 1-877-835-1030			



CORPORATE HEADQUARTERS

6161 EAST 75TH STREET
INDIANAPOLIS, IN 46250 USA

Phone 855-365-2407

bestaccess.com

For questions about ordering and to be sure you get the right configuration for your needs, [contact your BEST dormakaba sales representative](#).
6161 East 75th Street, Indianapolis, IN 46250 USA | [855-365-2407](tel:855-365-2407) | bestaccess.com

BEST is a trademark of dormakaba Holding® 2023 All rights reserved. BEST is a member of the dormakaba Group, one of the top three providers for access and security solutions, globally.

PL76 BST 01-24

dormakaba 